

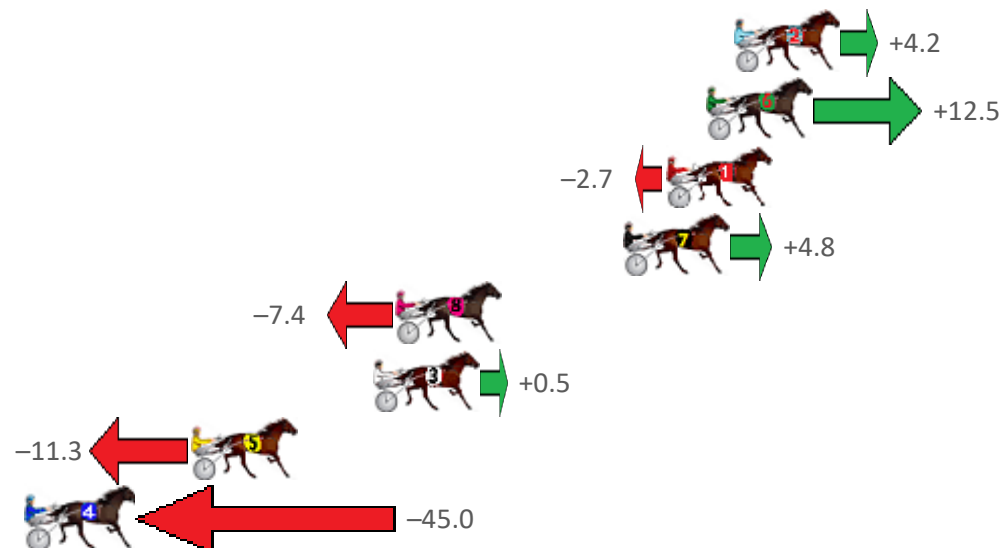
Narrogin Race 1 Distance 2242m

Saturday, 1 October 2022

Gross Time: 2:50.30 MileRate: 2:02.20 LeadTime: 47.70s First Qtr: 31.40s Second Qtr: 30.80s Third Qtr: 29.90s Fourth Qtr: 30.50s

NoHorse	Plc	Mar	800 Posi	400 Posi	Time	3rd Qtr	4th Qtr
2 TOO BEE WATCHING	1	0.0m	4.2m (0)	4.6m (0)	2:50.30	29.93s	30.15s
6 KOOLBARDI NAVAJO	2	1.1m	13.6m (0)	15.2m (0)	2:50.39	30.03s	29.43s
1 PAYARA ARMATUS	3	2.7m	0.0m (0)	0.0m (0)	2:50.52	29.90s	30.70s
7 PONZI BEACH	4	4.4m	9.2m (0)	10.4m (0)	2:50.65	29.99s	30.05s
8 DIAMOND DANCE	5	13.4m	6.0m (1)	11.0m (1)	2:51.37	30.27s	30.68s
3 YANKEEDELIGHT	6	14.3m	14.8m (1)	18.0m (2)	2:51.44	30.14s	30.22s
5 CAPTAINS COTE	7	21.5m	10.2m (1)	15.2m (1)	2:52.02	30.27s	30.98s
4 STAR GLANCE	8	46.6m	1.6m (1)	3.2m (1)	2:54.02	29.99s	33.79s

Finish Position and metres gained from 800m





Home of Australian Harness Sectionals

PJ Harness Analyser Daily Raw Data directly to your inbox

NEW All Victorian Racing added as of 17 January 2022

www.pjdata.com.au
admin@pjdata.com.au
www.facebook.com/PJHarnessRacing



RISE Digital, Harness Racing Australia nor the provider accepts any responsibility for the completeness or accuracy of any of the information contained herein, and makes no representations about its suitability for any particular purpose. Users should make their own judgements about those matters and/or seek independent advice. You assume all risks associated with use of data provided on this page

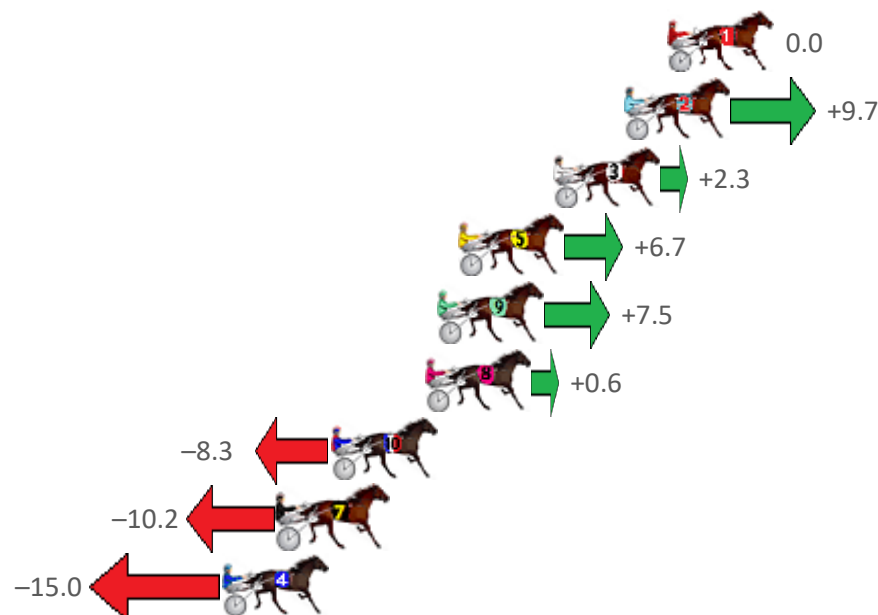
Narrogin Race 2 Distance 2242m

Saturday, 1 October 2022

Gross Time: 2:53.00 MileRate: 2:04.20 LeadTime: 50.10s First Qtr: 33.10s Second Qtr: 30.80s Third Qtr: 30.00s Fourth Qtr: 29.00s

No Horse	Plc	Mar	800 Posi	400 Posi	Time	3rd Qtr	4th Qtr
1 OUR LOVE AFFAIR	1	0.0m	0.0m (0)	0.0m (0)	2:53.00	30.00s	29.00s
2 GIRL IN CLOVER	2	1.7m	11.4m (1)	11.2m (2)	2:53.13	29.97s	28.32s
3 GALACTIC LIONESS	3	4.5m	6.8m (1)	6.6m (2)	2:53.34	29.98s	28.85s
5 JUST A PET	4	8.3m	15.0m (0)	13.4m (1)	2:53.63	29.88s	28.63s
9 JAMANCO	5	9.1m	16.6m (1)	15.6m (2)	2:53.69	29.92s	28.53s
8 THE DARK NIGHT	6	9.6m	10.2m (0)	11.2m (0)	2:53.73	30.07s	28.88s
10 THE MIGHTY WARRI	7	13.3m	5.0m (2)	2.2m (2)	2:54.01	29.81s	29.80s
7 BATHTIME	8	15.4m	5.2m (0)	6.6m (0)	2:54.17	30.11s	29.63s
4 IM RIDDLER	9	17.6m	2.6m (1)	5.8m (1)	2:54.34	30.25s	29.85s

Finish Position and metres gained from 800m





Home of Australian Harness Sectionals

PJ Harness Analyser Daily Raw Data directly to your inbox

NEW All Victorian Racing added as of 17 January 2022

www.pjdata.com.au
admin@pjdata.com.au
www.facebook.com/PJHarnessRacing



RISE Digital, Harness Racing Australia nor the provider accepts any responsibility for the completeness or accuracy of any of the information contained herein, and makes no representations about its suitability for any particular purpose. Users should make their own judgements about those matters and/or seek independent advice. You assume all risks associated with use of data provided on this page

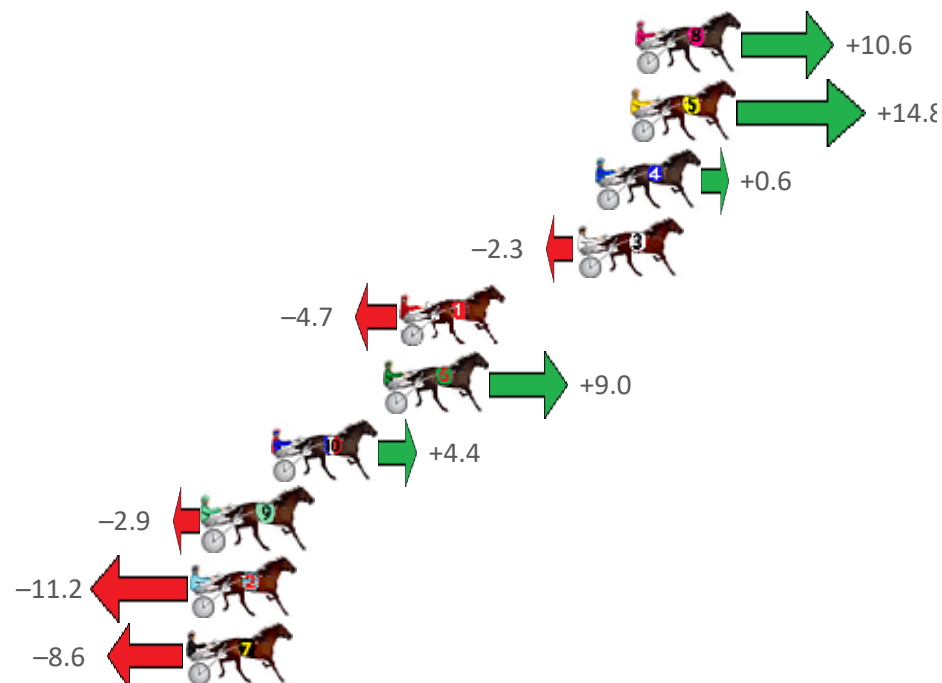
Narrogin Race 3 Distance 2242m

Saturday, 1 October 2022

Gross Time: 2:53.60 MileRate: 2:04.60 LeadTime: 49.10s First Qtr: 33.60s Second Qtr: 31.80s Third Qtr: 29.60s Fourth Qtr: 29.50s

No Horse	Plc	Mar	800 Posi	400 Posi	Time	3rd Qtr	4th Qtr
8 HEAVENLY WAGE	1	0.0m	10.6m (1)	0.4m (2)	2:53.60	28.85s	29.47s
5 SPORT SPORT SPORT	2	0.2m	15.0m (1)	4.6m (2)	2:53.62	28.84s	29.18s
4 LOUIE LEBEAU	3	1.6m	2.2m (1)	0.0m (1)	2:53.72	29.44s	29.62s
3 OH SO GRAND	4	2.3m	0.0m (0)	1.0m (0)	2:53.78	29.67s	29.60s
1 SWANBOURNE SPUN	5	9.3m	4.6m (0)	9.8m (0)	2:54.32	29.98s	29.46s
6 MISSION GLORY	6	10.0m	19.0m (1)	10.0m (2)	2:54.37	28.94s	29.50s
10 GO WIDGIE	7	14.4m	18.8m (0)	20.8m (1)	2:54.71	29.75s	29.03s
9 SANFORD TILLY	8	17.1m	14.2m (0)	15.6m (2)	2:54.92	29.70s	29.61s
2 OURCARIBBEANCRUI	9	17.6m	6.4m (1)	12.0m (1)	2:54.96	30.01s	29.91s
7 SHAKIRA BLUE	10	17.8m	9.2m (0)	15.8m (0)	2:54.98	30.09s	29.65s

Finish Position and metres gained from 800m





Home of Australian Harness Sectionals

PJ Harness Analyser Daily Raw Data directly to your inbox

NEW All Victorian Racing added as of 17 January 2022

www.pjdata.com.au
admin@pjdata.com.au
www.facebook.com/PJHarnessRacing



RISE Digital, Harness Racing Australia nor the provider accepts any responsibility for the completeness or accuracy of any of the information contained herein, and makes no representations about its suitability for any particular purpose. Users should make their own judgements about those matters and/or seek independent advice. You assume all risks associated with use of data provided on this page

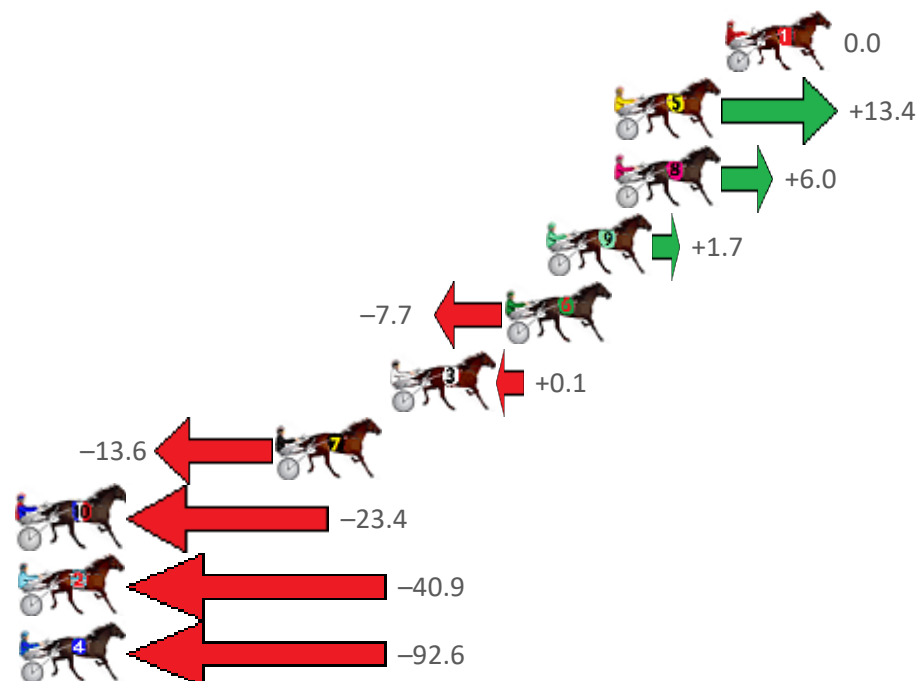
Narrogin Race 4 Distance 2242m

Saturday, 1 October 2022

Gross Time: 2:47.60 MileRate: 2:00.30 LeadTime: 30.60s First Qtr: 46.80s Second Qtr: 29.80s Third Qtr: 30.20s Fourth Qtr: 30.20s

No Horse	Plc	Mar	800 Posi	400 Posi	Time	3rd Qtr	4th Qtr
1 ARDENS HORIZON	1	0.0m	0.0m (0)	0.0m (0)	2:47.60	30.20s	30.20s
5 KOLISI	2	4.4m	17.8m (0)	19.0m (2)	2:47.95	30.29s	29.10s
8 BEYOND BLING	3	4.4m	10.4m (1)	4.4m (2)	2:47.95	29.75s	30.20s
9 HIGHLY FLAMMABLE	4	7.1m	8.8m (0)	11.2m (0)	2:48.16	30.38s	29.89s
6 WALL STREET GIRL	5	8.7m	1.0m (1)	2.4m (1)	2:48.29	30.31s	30.67s
3 FLEUR DU MAQUIS	6	13.3m	13.4m (0)	16.4m (0)	2:48.65	30.43s	29.97s
7 ALL AUSSIE MACH	7	17.8m	4.2m (0)	6.4m (0)	2:49.01	30.37s	31.06s
10 OUR STAR BILLING	8	38.2m	14.8m (1)	14.8m (2)	2:50.62	30.20s	31.96s
2 LORINDA KATE	9	46.7m	5.8m (1)	13.2m (1)	2:51.29	30.76s	32.72s
4 SALIGO BAY	10	111.8m	19.2m (1)	34.2m (0)	2:56.44	31.33s	36.03s

Finish Position and metres gained from 800m





Home of Australian Harness Sectionals

PJ Harness Analyser Daily Raw Data directly to your inbox

NEW All Victorian Racing added as of 17 January 2022

www.pjdata.com.au
admin@pjdata.com.au
www.facebook.com/PJHarnessRacing



RISE Digital, Harness Racing Australia nor the provider accepts any responsibility for the completeness or accuracy of any of the information contained herein, and makes no representations about its suitability for any particular purpose. Users should make their own judgements about those matters and/or seek independent advice. You assume all risks associated with use of data provided on this page

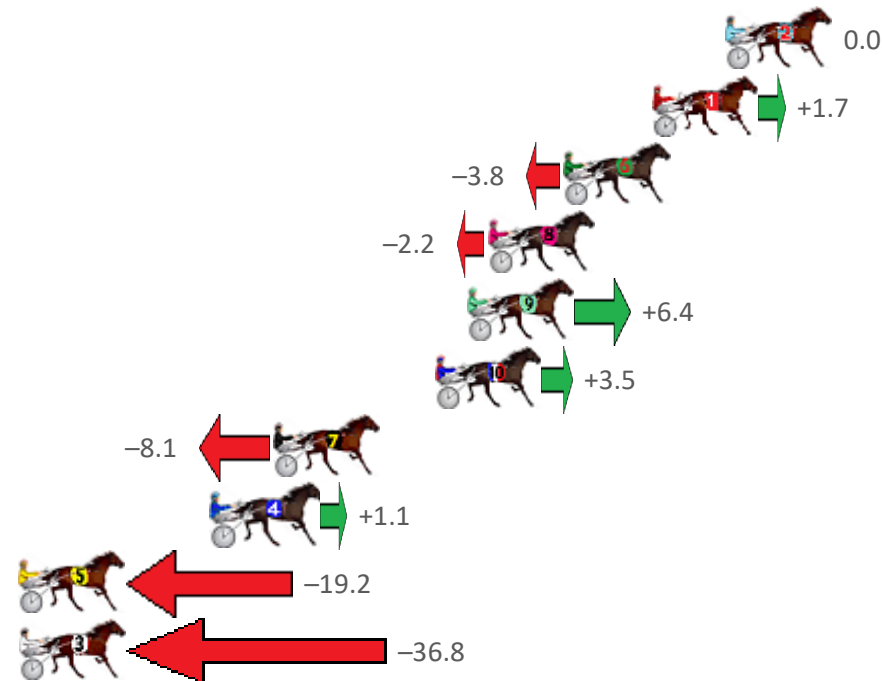
Narrogin Race 5 Distance 2242m

Saturday, 1 October 2022

Gross Time: 2:46.30 MileRate: 1:59.40 LeadTime: 46.10s First Qtr: 31.10s Second Qtr: 30.20s Third Qtr: 29.00s Fourth Qtr: 29.90s

No Horse	Plc	Mar	800 Posi	400 Posi	Time	3rd Qtr	4th Qtr
2 SPY MAJOR	1	0.0m	0.0m (0)	0.0m (0)	2:46.30	29.00s	29.90s
1 THE NOTORIOUS ON	2	2.9m	4.6m (0)	4.2m (0)	2:46.53	28.97s	29.80s
6 BALTIC ACE	3	6.4m	2.6m (1)	3.0m (1)	2:46.80	29.03s	30.15s
8 MAKE IT HAPPEN	4	9.4m	7.2m (1)	7.6m (1)	2:47.04	29.03s	30.03s
9 ROCKSTAR REBEL	5	10.2m	16.6m (1)	12.4m (2)	2:47.10	28.69s	29.74s
10 ROCKMENOW	6	11.5m	15.0m (0)	17.0m (1)	2:47.20	29.15s	29.49s
7 SAMEPLACE SAMETI	7	17.9m	9.8m (0)	11.2m (0)	2:47.70	29.10s	30.40s
4 TRIPLE BRIE	8	20.3m	21.4m (1)	19.6m (2)	2:47.89	28.87s	29.95s
5 LAMOUR DOTTIE	9	31.0m	11.8m (1)	12.2m (1)	2:48.73	29.01s	31.30s
3 ALTA CAMINO	10	57.8m	21.0m (0)	24.8m (0)	2:50.83	29.24s	32.35s

Finish Position and metres gained from 800m





Home of Australian Harness Sectionals

PJ Harness Analyser Daily Raw Data directly to your inbox

NEW All Victorian Racing added as of 17 January 2022

www.pjdata.com.au
admin@pjdata.com.au
www.facebook.com/PJHarnessRacing



RISE Digital, Harness Racing Australia nor the provider accepts any responsibility for the completeness or accuracy of any of the information contained herein, and makes no representations about its suitability for any particular purpose. Users should make their own judgements about those matters and/or seek independent advice. You assume all risks associated with use of data provided on this page


Narrogin Race 6 Distance 2636m

Saturday, 1 October 2022

Gross Time: 3:24.20 MileRate: 2:04.20 LeadTime: 80.50s First Qtr: 32.00s Second Qtr: 29.70s Third Qtr: 29.90s Fourth Qtr: 32.10s

No Horse	Plc	Mar	800 Posi	400 Posi	Time	3rd Qtr	4th Qtr
9 MEGA MACH	1	0.0m	4.4m (0)	7.0m (1)	3:24.20	30.12s	31.54s
6 FIREBALL FRIDAY	2	0.2m	18.4m (0)	20.4m (0)	3:24.22	30.11s	30.49s
10 SIPPINONJACK	3	0.5m	6.4m (1)	6.8m (2)	3:24.24	29.95s	31.60s
5 SWEETDREAM TRUN	4	1.8m	0.8m (1)	2.6m (1)	3:24.35	30.04s	32.04s
4 SKIPPYS DELIGHT	5	3.8m	0.0m (0)	0.0m (0)	3:24.52	29.89s	32.40s
1 CELEBRITY CHEF	6	6.6m	9.0m (0)	5.8m (0)	3:24.75	29.65s	32.16s
11 TOTO PICASSO	7	15.8m	10.6m (1)	12.0m (2)	3:25.52	30.00s	32.40s
8 THEWIZARD	8	21.4m	15.6m (1)	18.0m (1)	3:25.99	30.08s	32.37s
7 SOHO CASH	9	21.9m	20.4m (1)	22.4m (1)	3:26.04	30.06s	32.06s
2 CAPTAIN DANDI	10	22.6m	26.8m (0)	25.4m (0)	3:26.09	29.80s	31.88s
3 FOVEAUX MAJOR	11	24.4m	14.0m (0)	15.4m (0)	3:26.24	29.98s	32.82s

Finish Position and metres gained from 800m





Home of Australian Harness Sectionals

PJ Harness Analyser Daily Raw Data directly to your inbox

NEW All Victorian Racing added as of 17 January 2022

www.pjdata.com.au
 admin@pjdata.com.au
 www.facebook.com/PJHarnessRacing



RISE Digital, Harness Racing Australia nor the provider accepts any responsibility for the completeness or accuracy of any of the information contained herein, and makes no representations about its suitability for any particular purpose. Users should make their own judgements about those matters and/or seek independent advice. You assume all risks associated with use of data provided on this page

Narrogin Race 7 Distance 2242m



















Saturday, 1 October 2022

Gross Time: 2:48.10 MileRate: 2:00.70 LeadTime: 46.70s First Qtr: 31.50s Second Qtr: 30.80s Third Qtr: 28.90s Fourth Qtr: 30.20s

No Horse	Plc	Mar	800 Posi	400 Posi	Time	3rd Qtr	4th Qtr
1 SHES A HARLEEQUIN	1	0.0m	0.0m (0)	0.0m (0)	2:48.10	28.90s	30.20s

Finish Position and metres gained from 800m



5 SHELLNA	2	40.5m	7.4m (1)	22.4m (1)	2:51.30	29.97s	31.56s			-34
4 GOV STARZZZ	3	41.6m	12.0m (1)	18.0m (1)	2:51.39	29.30s	31.97s			-29.6
7 PARTY BOY FREDDY	4	44.6m	5.0m (0)	9.6m (0)	2:51.63	29.18s	32.83s			-40
2 CARUBA	5	46.4m	5.8m (2)	12.6m (1)	2:51.77	29.34s	32.74s			-41
9 ROMAN REIGN	6	49.6m	14.2m (0)	18.8m (0)	2:52.02	29.19s	32.51s			-36
8 JIVING JOLT	7	50.0m	9.8m (0)	14.6m (0)	2:52.05	29.20s	32.86s			-40.2
3 I AM PINK	8	50.5m	16.6m (1)	25.0m (2)	2:52.09	29.48s	32.11s			-33.9
10 FIGHT SONG	9	55.2m	23.0m (0)	29.6m (1)	2:52.47	29.34s	32.12s			-32.2
6 HEADLINE ACT	10	86.8m	3.2m (1)	25.6m (0)	2:54.96	30.45s	34.79s			-83.6



Home of Australian Harness Sectionals

PJ Harness Analyser Daily Raw Data directly to your inbox

NEW All Victorian Racing added as of 17 January 2022

www.pjdata.com.au
admin@pjdata.com.au
www.facebook.com/PJHarnessRacing



RISE Digital, Harness Racing Australia nor the provider accepts any responsibility for the completeness or accuracy of any of the information contained herein, and makes no representations about its suitability for any particular purpose. Users should make their own judgements about those matters and/or seek independent advice. You assume all risks associated with use of data provided on this page

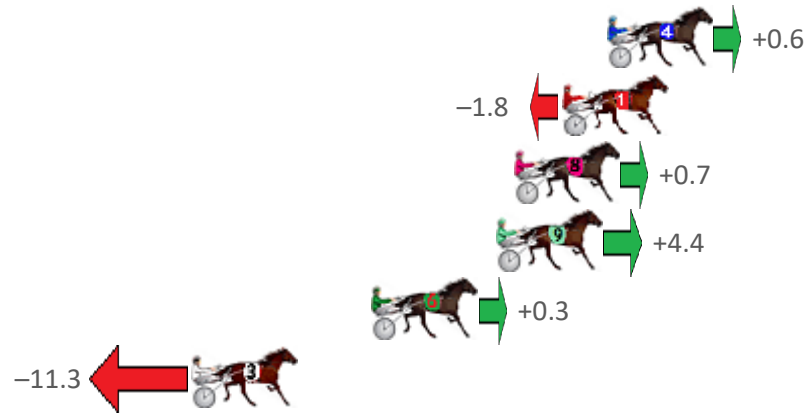
Narrogin Race 8 Distance 1823m

Saturday, 1 October 2022

Gross Time: 2:21.20 MileRate: 2:04.60 LeadTime: 15.50s First Qtr: 33.60s Second Qtr: 31.60s Third Qtr: 30.00s Fourth Qtr: 30.50s

No Horse	Plc	Mar	800 Posi	400 Posi	Time	3rd Qtr	4th Qtr
4 JADES FORTUNE	1	0.0m	0.6m (1)	1.2m (1)	2:21.20	30.05s	30.41s
1 ALL AFTER MIDNIGHT	2	1.8m	0.0m (0)	0.0m (0)	2:21.34	30.00s	30.64s
8 SHES A LUCKY PENN	3	3.7m	4.4m (0)	5.4m (0)	2:21.50	30.08s	30.37s
9 KNOCKEM DOWN R	4	4.4m	8.8m (0)	10.8m (0)	2:21.55	30.15s	30.01s
6 ROSE TO FAME	5	9.3m	9.6m (1)	11.0m (1)	2:21.94	30.11s	30.37s
3 BATAVIA JANE	6	16.5m	5.2m (1)	5.8m (1)	2:22.52	30.04s	31.31s

Finish Position and metres gained from 800m





Home of Australian Harness Sectionals

PJ Harness Analyser Daily Raw Data directly to your inbox

NEW All Victorian Racing added as of 17 January 2022

www.pjdata.com.au
admin@pjdata.com.au
www.facebook.com/PJHarnessRacing



RISE Digital, Harness Racing Australia nor the provider accepts any responsibility for the completeness or accuracy of any of the information contained herein, and makes no representations about its suitability for any particular purpose. Users should make their own judgements about those matters and/or seek independent advice. You assume all risks associated with use of data provided on this page