

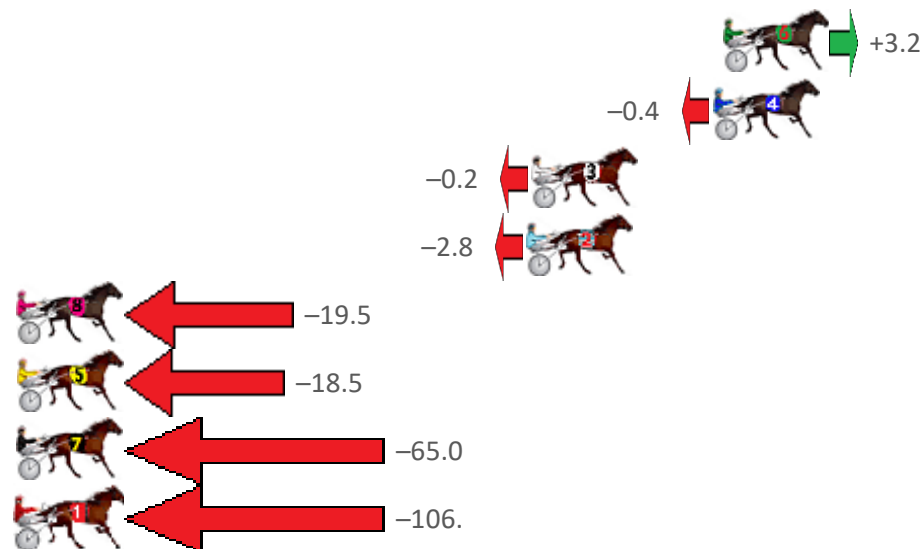
Northam Race 1 Distance 2190m

Saturday, 29 October 2022

Gross Time: 2:45.10 MileRate: 2:01.30 LeadTime: 45.00s First Qtr: 32.10s Second Qtr: 30.50s Third Qtr: 28.20s Fourth Qtr: 29.30s

No Horse	Plc	Mar	800 Posi	400 Posi	Time	3rd Qtr	4th Qtr
6 GLORAFILIA	1	0.0m	3.2m (1)	3.6m (1)	2:45.10	28.23s	29.04s
4 BONSTAR	2	0.4m	0.0m (0)	0.0m (0)	2:45.13	28.20s	29.33s
3 TORREVEAN AMY	3	7.6m	7.4m (1)	8.0m (1)	2:45.68	28.24s	29.27s
2 FOXY ROSE	4	7.8m	5.0m (0)	6.8m (0)	2:45.70	28.33s	29.37s
8 TOO BEE WATCHING	5	28.7m	9.2m (0)	11.2m (0)	2:47.31	28.32s	30.57s
5 CYBER STORM	6	30.9m	12.4m (1)	12.6m (1)	2:47.47	28.19s	30.63s
7 STARS OF GOLD	7	78.6m	13.6m (2)	15.4m (0)	2:51.14	28.24s	33.90s
1 FOLLOW MY STRIDE	8	166.2m	60.0m (0)	100.0m (0)	2:57.87	30.97s	34.12s

Finish Position and metres gained from 800m





Home of Australian Harness Sectionals

PJ Harness Analyser Daily Raw Data directly to your inbox

NEW All Victorian Racing added as of 17 January 2022

www.pjdata.com.au
admin@pjdata.com.au
www.facebook.com/PJHarnessRacing



RISE Digital, Harness Racing Australia nor the provider accepts any responsibility for the completeness or accuracy of any of the information contained herein, and makes no representations about its suitability for any particular purpose. Users should make their own judgements about those matters and/or seek independent advice. You assume all risks associated with use of data provided on this page

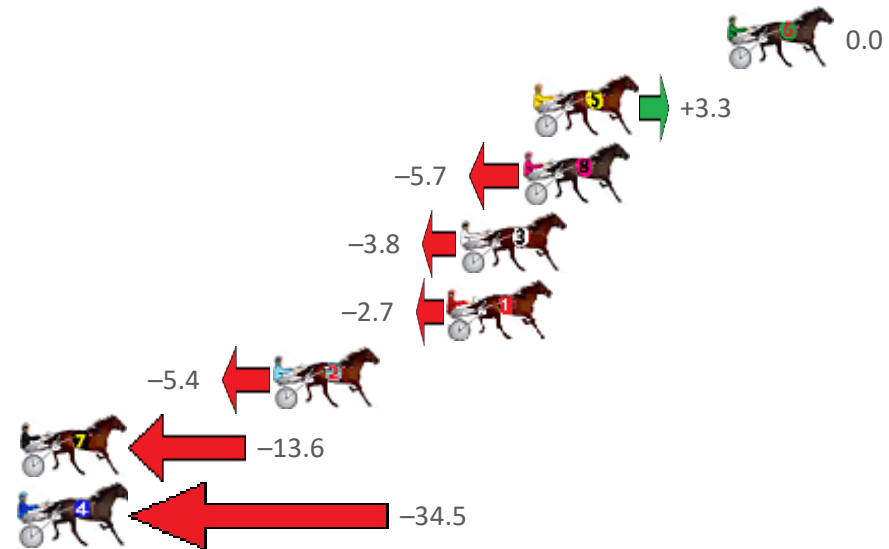
Northam Race 2 Distance 2190m

Saturday, 29 October 2022

Gross Time: 2:44.00 MileRate: 2:00.50 LeadTime: 42.30s First Qtr: 31.20s Second Qtr: 31.10s Third Qtr: 29.70s Fourth Qtr: 29.70s

No Horse	Plc	Mar	800 Posi	400 Posi	Time	3rd Qtr	4th Qtr
6 DIAMOND DAZE	1	0.0m	0.0m (0)	0.0m (0)	2:44.00	29.70s	29.70s
5 ZYANYA	2	7.7m	11.0m (1)	15.8m (1)	2:44.60	30.05s	29.10s
8 BLAZIN BEAUTY	3	8.1m	2.4m (1)	4.4m (1)	2:44.63	29.85s	29.97s
3 SHEHADI	4	10.6m	6.8m (1)	10.6m (1)	2:44.83	29.98s	29.70s
1 BATAVIA STREAMLIN	5	11.1m	8.4m (0)	13.6m (0)	2:44.86	30.08s	29.52s
2 GIRLFROMDANDALU	6	18.0m	12.6m (0)	18.6m (0)	2:45.40	30.14s	29.66s
7 SECOND AMENDME	7	30.6m	17.0m (0)	24.0m (0)	2:46.38	30.22s	30.19s
4 TENACIOUS GEORGE	8	38.9m	4.4m (0)	9.2m (0)	2:47.03	30.05s	31.89s

Finish Position and metres gained from 800m





Home of Australian Harness Sectionals

PJ Harness Analyser Daily Raw Data directly to your inbox

NEW All Victorian Racing added as of 17 January 2022

www.pjdata.com.au
admin@pjdata.com.au
www.facebook.com/PJHarnessRacing



RISE Digital, Harness Racing Australia nor the provider accepts any responsibility for the completeness or accuracy of any of the information contained herein, and makes no representations about its suitability for any particular purpose. Users should make their own judgements about those matters and/or seek independent advice. You assume all risks associated with use of data provided on this page

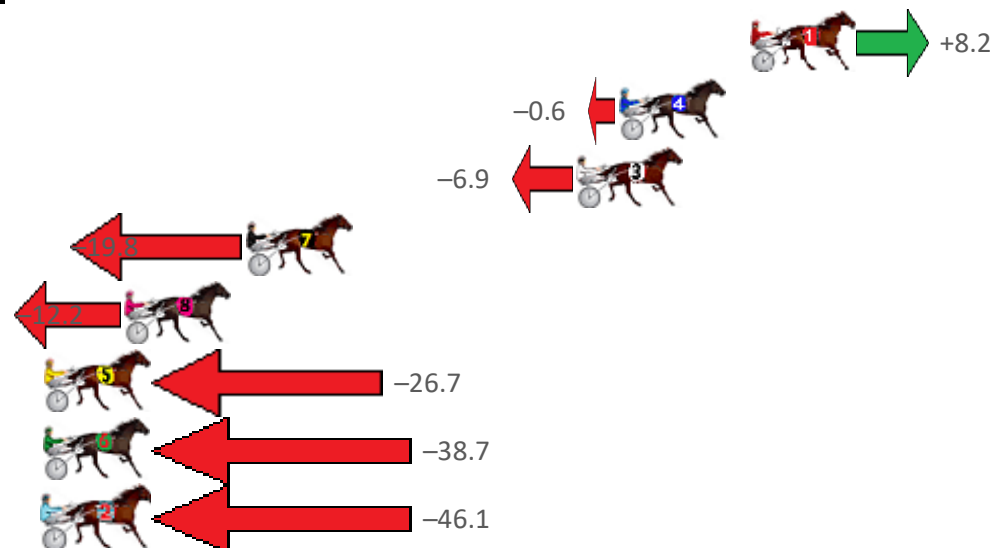
Northam Race 3 Distance 2190m

Saturday, 29 October 2022

Gross Time: 2:40.70 MileRate: 1:58.10 LeadTime: 40.50s First Qtr: 30.30s Second Qtr: 30.80s Third Qtr: 28.90s Fourth Qtr: 30.20s

No Horse	Plc	Mar	800 Posi	400 Posi	Time	3rd Qtr	4th Qtr
1 ADDA PARIS	1	0.0m	8.2m (0)	13.6m (1)	2:40.70	29.32s	29.18s
4 ABSOLUTE DELIGHT	2	5.2m	4.6m (1)	8.2m (1)	2:41.11	29.17s	29.97s
3 ALCOPONY	3	6.9m	0.0m (0)	0.0m (0)	2:41.25	28.89s	30.72s
7 ADDA SPOILT MAJOR	4	20.0m	0.2m (1)	2.4m (1)	2:42.28	29.03s	31.52s
8 KRAKKA LIGHTNING	5	24.8m	12.6m (0)	18.4m (1)	2:42.66	29.32s	30.68s
5 SOHO CASH	6	42.9m	16.2m (1)	19.6m (2)	2:44.09	29.11s	31.95s
6 DEEP BLUE	7	47.9m	9.2m (1)	14.2m (2)	2:44.49	29.21s	32.73s
2 KING MEMPHIS	8	50.3m	4.2m (0)	10.2m (0)	2:44.68	29.28s	33.21s

Finish Position and metres gained from 800m





Home of Australian Harness Sectionals

PJ Harness Analyser Daily Raw Data directly to your inbox

NEW All Victorian Racing added as of 17 January 2022

www.pjdata.com.au
admin@pjdata.com.au
www.facebook.com/PJHarnessRacing



RISE Digital, Harness Racing Australia nor the provider accepts any responsibility for the completeness or accuracy of any of the information contained herein, and makes no representations about its suitability for any particular purpose. Users should make their own judgements about those matters and/or seek independent advice. You assume all risks associated with use of data provided on this page

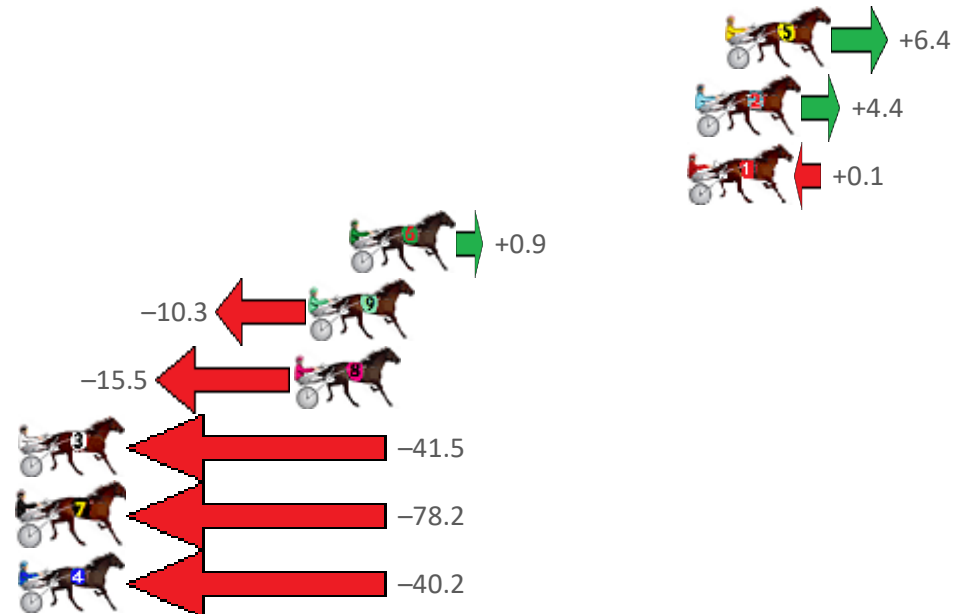
Northam Race 4 Distance 2190m

Saturday, 29 October 2022

Gross Time: 2:45.60 MileRate: 2:01.70 LeadTime: 44.30s First Qtr: 31.20s Second Qtr: 31.40s Third Qtr: 29.10s Fourth Qtr: 29.60s

No Horse	Plc	Mar	800 Posi	400 Posi	Time	3rd Qtr	4th Qtr
5 FIVE BANGLES	1	0.0m	6.4m (2)	5.4m (3)	2:45.60	29.03s	29.20s
2 GLADYS GUGMAN	2	1.2m	5.6m (0)	4.4m (0)	2:45.69	29.01s	29.36s
1 ZUEDE	3	1.5m	1.6m (0)	0.0m (0)	2:45.72	28.98s	29.71s
6 ROSCOS RESCUE	4	14.9m	15.8m (0)	12.0m (1)	2:46.76	28.82s	29.81s
9 SAVE THIS DANCE	5	16.5m	6.2m (1)	7.4m (2)	2:46.88	29.18s	30.27s
8 CHASING COOPER	6	17.1m	1.6m (2)	3.2m (2)	2:46.93	29.21s	30.62s
3 FOUR STARZZZ HAW	7	41.5m	0.0m (1)	5.0m (1)	2:48.82	29.44s	32.29s
7 FIRST REUNION	8	88.2m	10.0m (0)	18.4m (0)	2:52.44	29.67s	34.74s
4 AMERICAN DUTCHES	9	90.2m	50.0m (0)	70.0m (0)	2:52.60	30.55s	31.09s

Finish Position and metres gained from 800m





Home of Australian Harness Sectionals

PJ Harness Analyser Daily Raw Data directly to your inbox

NEW All Victorian Racing added as of 17 January 2022

www.pjdata.com.au
admin@pjdata.com.au
www.facebook.com/PJHarnessRacing



RISE Digital, Harness Racing Australia nor the provider accepts any responsibility for the completeness or accuracy of any of the information contained herein, and makes no representations about its suitability for any particular purpose. Users should make their own judgements about those matters and/or seek independent advice. You assume all risks associated with use of data provided on this page

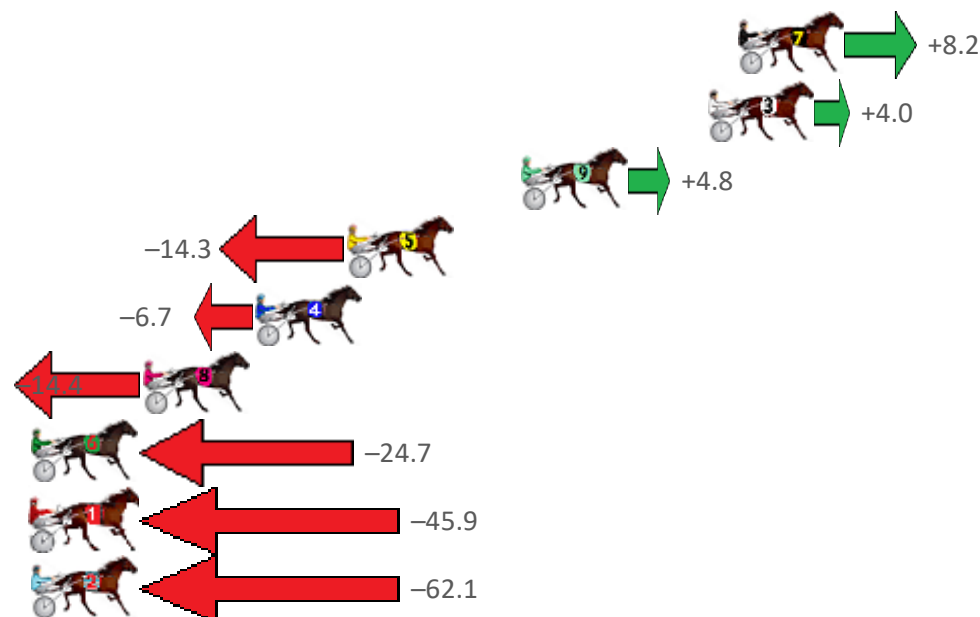
Northam Race 5 Distance 2620m

Saturday, 29 October 2022

Gross Time: 3:17.70 MileRate: 2:01.50 LeadTime: 75.40s First Qtr: 31.20s Second Qtr: 31.00s Third Qtr: 30.60s Fourth Qtr: 29.50s

No Horse	Plc	Mar	800 Posi	400 Posi	Time	3rd Qtr	4th Qtr
7 IAM LAMBROS	1	0.0m	8.2m (0)	8.2m (1)	3:17.70	30.59s	28.90s
3 RAGING ROMEO	2	1.2m	5.2m (1)	4.2m (1)	3:17.79	30.52s	29.28s
9 FIORD	3	8.6m	13.4m (1)	9.0m (2)	3:18.37	30.27s	29.47s
5 CHANCE ECLIPSE	4	15.5m	1.2m (1)	0.0m (1)	3:18.90	30.53s	30.64s
4 SPORTS CENTRAL	5	19.1m	12.4m (0)	9.8m (0)	3:19.18	30.42s	30.18s
8 JESSE ALLWOOD	6	23.6m	9.2m (1)	5.0m (2)	3:19.53	30.31s	30.86s
6 SWEETDREAM TRUN	7	42.3m	17.6m (1)	14.8m (1)	3:20.97	30.43s	31.52s
1 HARD TO FORGET	8	50.1m	4.2m (0)	5.2m (0)	3:21.57	30.74s	32.79s
2 OUR SURROGATE	9	62.1m	0.0m (0)	0.2m (0)	3:22.50	30.70s	34.04s

Finish Position and metres gained from 800m





Home of Australian Harness Sectionals

PJ Harness Analyser Daily Raw Data directly to your inbox

NEW All Victorian Racing added as of 17 January 2022

www.pjdata.com.au
admin@pjdata.com.au
www.facebook.com/PJHarnessRacing



RISE Digital, Harness Racing Australia nor the provider accepts any responsibility for the completeness or accuracy of any of the information contained herein, and makes no representations about its suitability for any particular purpose. Users should make their own judgements about those matters and/or seek independent advice. You assume all risks associated with use of data provided on this page

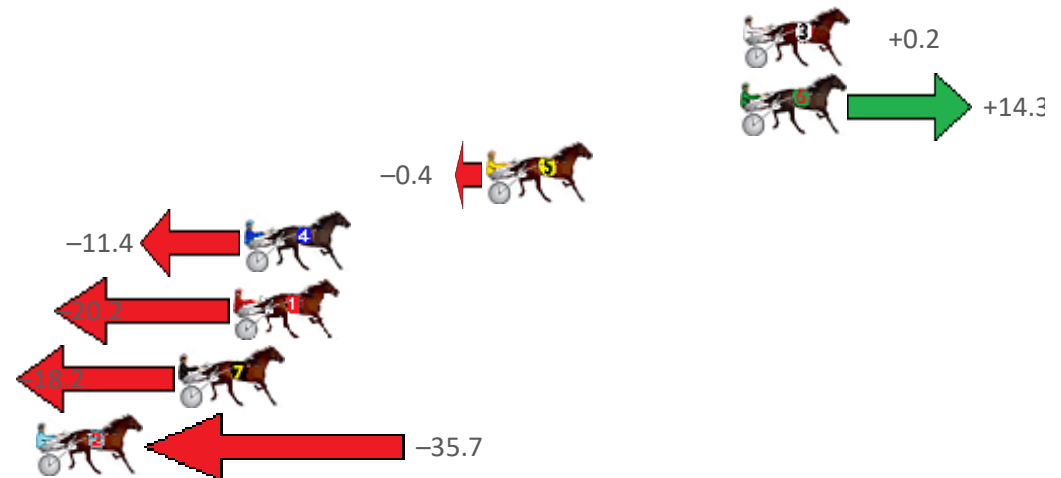
Northam Race 6 Distance 2190m

Saturday, 29 October 2022

Gross Time: 2:40.70 MileRate: 1:58.10 LeadTime: 43.50s First Qtr: 29.90s Second Qtr: 29.40s Third Qtr: 28.30s Fourth Qtr: 29.60s

No Horse	Plc	Mar	800 Posi	400 Posi	Time	3rd Qtr	4th Qtr
3 REGAL SCRIBE	1	0.0m	0.2m (1)	0.0m (1)	2:40.70	28.29s	29.60s
6 SIMPLY SHAZ	2	0.1m	14.4m (2)	9.4m (2)	2:40.71	27.96s	28.92s
5 TUX AND TAILS	3	10.2m	9.8m (2)	5.4m (2)	2:41.49	27.98s	29.95s
4 IMPRESSIVE SIGNS	4	19.8m	8.4m (1)	9.8m (0)	2:42.24	28.38s	30.34s
1 ANOTHER SNAG	5	20.2m	0.0m (0)	0.2m (0)	2:42.27	28.28s	31.07s
7 WATTABOUT RIOLI	6	22.4m	4.2m (0)	4.2m (0)	2:42.44	28.27s	30.94s
2 SHEZA BROMAC	7	39.9m	4.2m (1)	8.8m (1)	2:43.80	28.58s	31.89s

Finish Position and metres gained from 800m





Home of Australian Harness Sectionals

PJ Harness Analyser Daily Raw Data directly to your inbox

NEW All Victorian Racing added as of 17 January 2022

www.pjdata.com.au
admin@pjdata.com.au
www.facebook.com/PJHarnessRacing



RISE Digital, Harness Racing Australia nor the provider accepts any responsibility for the completeness or accuracy of any of the information contained herein, and makes no representations about its suitability for any particular purpose. Users should make their own judgements about those matters and/or seek independent advice. You assume all risks associated with use of data provided on this page

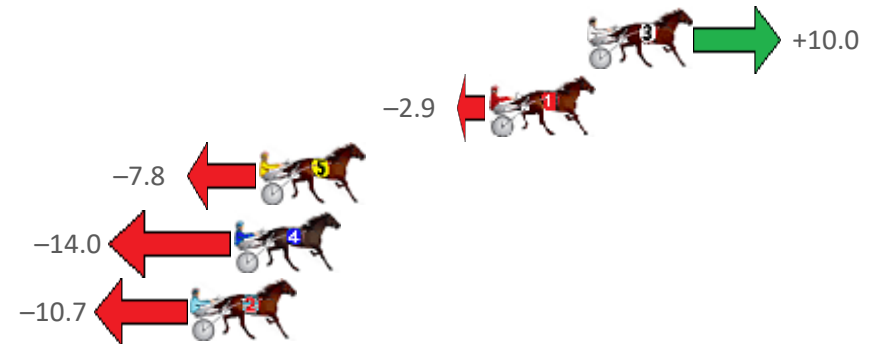
Northam Race 7 Distance 2190m

Saturday, 29 October 2022

Gross Time: 2:46.30 MileRate: 2:02.20 LeadTime: 44.10s First Qtr: 32.90s Second Qtr: 30.30s Third Qtr: 27.80s Fourth Qtr: 31.20s

No Horse	Plc	Mar	800 Posi	400 Posi	Time	3rd Qtr	4th Qtr
3 LOMBO MITCHINSO	1	0.0m	10.0m (1)	9.6m (2)	2:46.30	27.81s	30.46s
1 LUKES MISTAKE	2	3.9m	1.0m (0)	0.0m (0)	2:46.62	27.71s	31.50s
5 TEMUKAS GIRL	3	13.0m	5.2m (0)	5.8m (0)	2:47.36	27.81s	31.76s
4 HEEZ GOOD AS GOL	4	14.0m	0.0m (1)	1.4m (1)	2:47.44	27.85s	32.18s
2 SANFORD BART	5	15.7m	5.0m (1)	6.4m (1)	2:47.58	27.86s	31.92s

Finish Position and metres gained from 800m





Home of Australian Harness Sectionals

PJ Harness Analyser Daily Raw Data directly to your inbox

NEW All Victorian Racing added as of 17 January 2022

www.pjdata.com.au
admin@pjdata.com.au
www.facebook.com/PJHarnessRacing



RISE Digital, Harness Racing Australia nor the provider accepts any responsibility for the completeness or accuracy of any of the information contained herein, and makes no representations about its suitability for any particular purpose. Users should make their own judgements about those matters and/or seek independent advice. You assume all risks associated with use of data provided on this page