

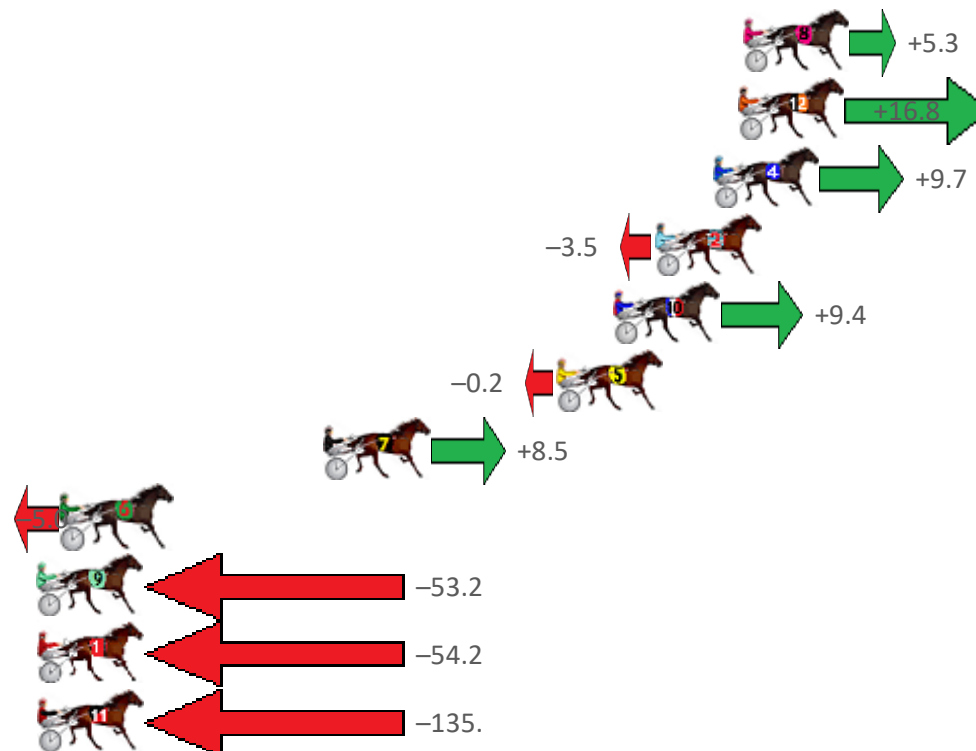
Bunbury Race 1 Distance 2100m

Wednesday, 9 November 2022

Gross Time: 2:36.40 MileRate: 1:59.80 LeadTime: 36.60s First Qtr: 30.00s Second Qtr: 28.90s Third Qtr: 29.80s Fourth Qtr: 31.10s

No Horse	Plc	Mar	800 Posi	400 Posi	Time	3rd Qtr	4th Qtr
8 PASTER TEDESCO	1	0.0m	5.3m (1)	2.7m (1)	2:36.40	29.62s	30.90s
12 BABYSGOTBLUEYES	2	0.2m	17.0m (1)	12.2m (0)	2:36.42	29.50s	30.20s
4 DREAM WALKER	3	1.2m	10.9m (1)	7.4m (1)	2:36.50	29.58s	30.64s
2 BATAVIA BOB	4	3.5m	0.0m (0)	0.0m (0)	2:36.68	29.80s	31.38s
10 ALTA EGO	5	5.1m	14.5m (0)	12.2m (1)	2:36.81	29.68s	30.59s
5 PINK PARADE	6	7.4m	7.2m (0)	7.9m (0)	2:37.00	29.88s	31.10s
7 PANDORAS ART	7	16.6m	25.1m (0)	13.7m (2)	2:37.75	29.04s	31.41s
6 DISPATCHER	8	27.0m	22.0m (1)	23.3m (0)	2:38.60	29.98s	31.54s
9 ALTA MONTEL	9	74.9m	21.7m (2)	26.4m (1)	2:42.49	30.24s	35.19s
1 EE JAY WHY	10	125.2m	71.0m (0)	82.8m (0)	2:46.58	30.97s	35.01s
11 BUSHBELLE	11	156.0m	20.1m (0)	104.0m (1)	2:49.09	36.23s	35.92s

Finish Position and metres gained from 800m





Home of Australian Harness Sectionals

PJ Harness Analyser Daily Raw Data directly to your inbox

NEW All Victorian Racing added as of 17 January 2022

www.pjdata.com.au
admin@pjdata.com.au
www.facebook.com/PJHarnessRacing



RISE Digital, Harness Racing Australia nor the provider accepts any responsibility for the completeness or accuracy of any of the information contained herein, and makes no representations about its suitability for any particular purpose. Users should make their own judgements about those matters and/or seek independent advice. You assume all risks associated with use of data provided on this page

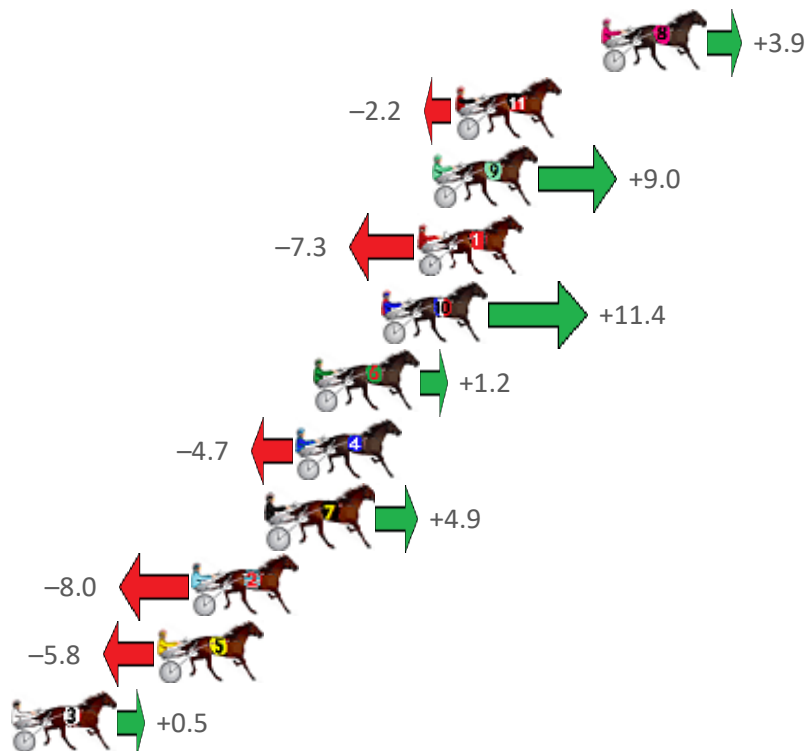
Bunbury Race 2 Distance 1609m

Wednesday, 9 November 2022

Gross Time: 1:56.80 MileRate: 1:56.80 LeadTime: 0.00s First Qtr: 29.00s Second Qtr: 29.70s Third Qtr: 29.30s Fourth Qtr: 28.90s

No Horse	Plc	Mar	800 Posi	400 Posi	Time	3rd Qtr	4th Qtr
8 TUMBLIN DICE	1	0.0m	3.9m (0)	3.9m (0)	1:56.80	29.30s	28.62s
11 SHAKIRA BLUE	2	5.8m	3.6m (1)	1.7m (1)	1:57.24	29.16s	29.22s
9 BLAZIN BEAUTY	3	6.7m	15.7m (1)	3.9m (2)	1:57.31	28.44s	29.13s
1 FIREPLAY	4	7.3m	0.0m (0)	0.0m (0)	1:57.35	29.30s	29.45s
10 CHANCE ECLIPSE	5	8.7m	20.1m (1)	8.3m (2)	1:57.46	28.44s	28.96s
6 ISAIDBOO	6	11.4m	12.6m (0)	12.2m (0)	1:57.66	29.26s	28.88s
4 DYNAMITE BEACH	7	12.1m	7.4m (1)	5.5m (1)	1:57.72	29.16s	29.42s
7 MOOLAH MAGNET	8	13.2m	18.1m (0)	13.3m (2)	1:57.80	28.94s	28.94s
2 MAL BOY	9	16.2m	8.2m (0)	7.8m (0)	1:58.03	29.26s	29.57s
5 LIAURIE	10	17.6m	11.8m (1)	9.4m (1)	1:58.13	29.12s	29.55s
3 THE FREELANCER	11	23.4m	23.9m (1)	14.4m (3)	1:58.57	28.60s	29.63s

Finish Position and metres gained from 800m





Home of Australian Harness Sectionals

PJ Harness Analyser Daily Raw Data directly to your inbox

NEW All Victorian Racing added as of 17 January 2022

www.pjdata.com.au
admin@pjdata.com.au
www.facebook.com/PJHarnessRacing



RISE Digital, Harness Racing Australia nor the provider accepts any responsibility for the completeness or accuracy of any of the information contained herein, and makes no representations about its suitability for any particular purpose. Users should make their own judgements about those matters and/or seek independent advice. You assume all risks associated with use of data provided on this page

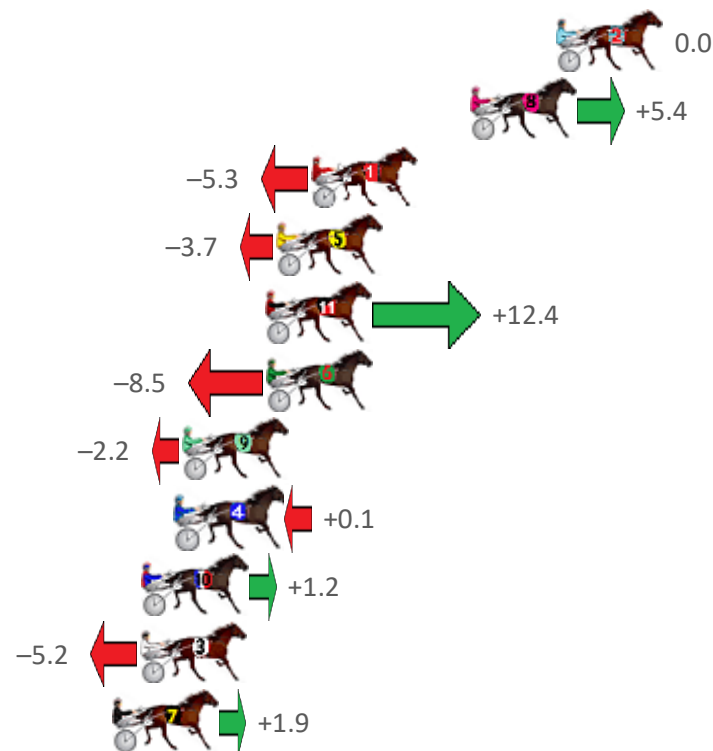
Bunbury Race 3 Distance 1609m

Wednesday, 9 November 2022

Gross Time: 1:58.00 MileRate: 1:58.00 LeadTime: 0.00s First Qtr: 30.00s Second Qtr: 31.40s Third Qtr: 29.30s Fourth Qtr: 27.40s

No Horse	Plc	Mar	800 Posi	400 Posi	Time	3rd Qtr	4th Qtr
2 RAGING ROMEO	1	0.0m	0.0m (0)	0.0m (0)	1:58.00	29.30s	27.40s
8 ICY WINDS	2	3.4m	8.8m (0)	8.5m (0)	1:58.25	29.26s	27.05s
1 OVER ARMED	3	9.7m	4.4m (0)	4.0m (0)	1:58.70	29.26s	27.82s
5 DISCO DYNAMO	4	11.1m	7.4m (1)	7.4m (2)	1:58.80	29.28s	27.68s
11 FRANCO WESTERN	5	11.5m	23.9m (1)	21.6m (0)	1:58.83	29.08s	26.71s
6 BELONERO	6	11.5m	3.0m (1)	3.4m (1)	1:58.83	29.32s	27.99s
9 SHELLNA	7	14.8m	12.6m (0)	12.5m (0)	1:59.07	29.26s	27.59s
4 GO WIDGIE	8	15.0m	15.1m (1)	13.6m (1)	1:59.08	29.16s	27.52s
10 GOV STARZZZ	9	16.4m	17.6m (0)	17.0m (0)	1:59.18	29.22s	27.38s
3 I AM PINK	10	16.5m	11.3m (1)	11.4m (2)	1:59.19	29.28s	27.79s
7 KRAFTY	11	17.6m	19.5m (1)	18.2m (1)	1:59.27	29.16s	27.39s

Finish Position and metres gained from 800m





Home of Australian Harness Sectionals

PJ Harness Analyser Daily Raw Data directly to your inbox

NEW All Victorian Racing added as of 17 January 2022

www.pjdata.com.au
admin@pjdata.com.au
www.facebook.com/PJHarnessRacing



RISE Digital, Harness Racing Australia nor the provider accepts any responsibility for the completeness or accuracy of any of the information contained herein, and makes no representations about its suitability for any particular purpose. Users should make their own judgements about those matters and/or seek independent advice. You assume all risks associated with use of data provided on this page

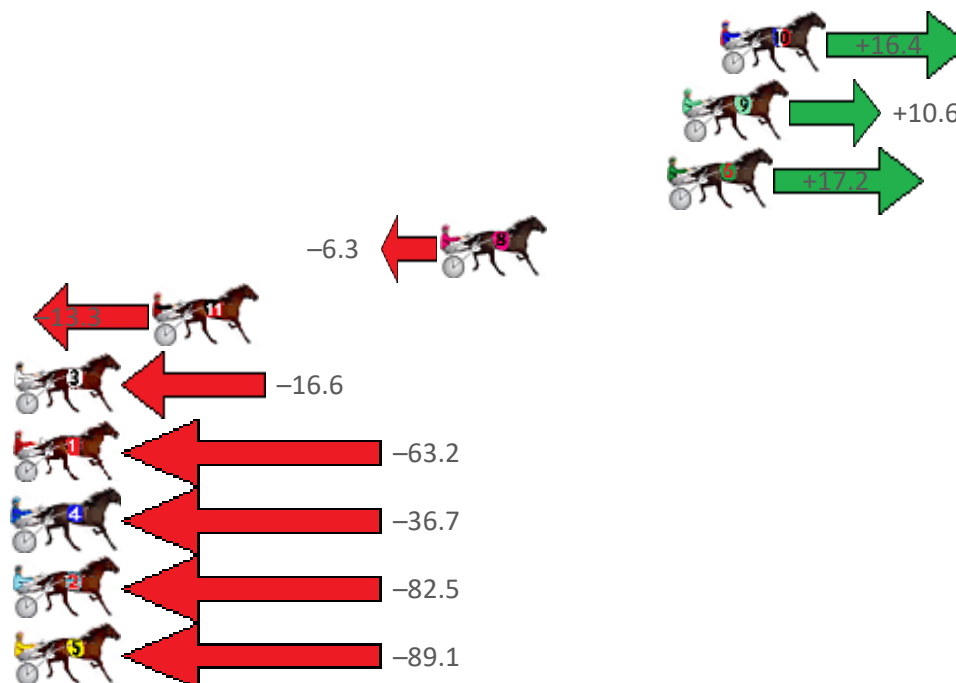
Bunbury Race 4 Distance 2100m

Wednesday, 9 November 2022

Gross Time: 2:36.10 MileRate: 1:59.60 LeadTime: 35.00s First Qtr: 30.90s Second Qtr: 30.60s Third Qtr: 30.20s Fourth Qtr: 29.40s

NoHorse	Plc	Mar	800 Posi	400 Posi	Time	3rd Qtr	4th Qtr
10 MISS STEFANI	1	0.0m	16.4m (1)	5.9m (0)	2:36.10	29.41s	28.96s
9 THE MIGHTY WARRI	2	1.5m	12.1m (1)	0.0m (0)	2:36.22	29.29s	29.52s
6 BETTER THAN MINT	3	2.1m	19.3m (2)	1.1m (1)	2:36.26	28.83s	29.48s
8 NOVEL APPROACH	4	11.1m	4.8m (0)	11.3m (1)	2:36.96	30.68s	29.42s
11 FLASH MOB	5	22.5m	9.2m (0)	7.0m (1)	2:37.83	30.03s	30.61s
3 HEART OF SAHARA	6	30.6m	14.0m (0)	19.4m (2)	2:38.46	30.59s	30.32s
1 ASHIMA	7	63.2m	0.0m (0)	15.7m (0)	2:40.97	31.36s	33.11s
4 CHASING COOPER	8	82.5m	45.8m (0)	54.5m (0)	2:42.46	30.80s	31.72s
2 OCTAVIA	9	89.8m	7.3m (1)	58.6m (1)	2:43.02	33.99s	31.98s
5 RISKITFORDABISKIT	10	90.4m	1.3m (1)	17.3m (1)	2:43.07	31.38s	35.09s

Finish Position and metres gained from 800m





Home of Australian Harness Sectionals

PJ Harness Analyser Daily Raw Data directly to your inbox

NEW All Victorian Racing added as of 17 January 2022

www.pjdata.com.au
admin@pjdata.com.au
www.facebook.com/PJHarnessRacing



RISE Digital, Harness Racing Australia nor the provider accepts any responsibility for the completeness or accuracy of any of the information contained herein, and makes no representations about its suitability for any particular purpose. Users should make their own judgements about those matters and/or seek independent advice. You assume all risks associated with use of data provided on this page

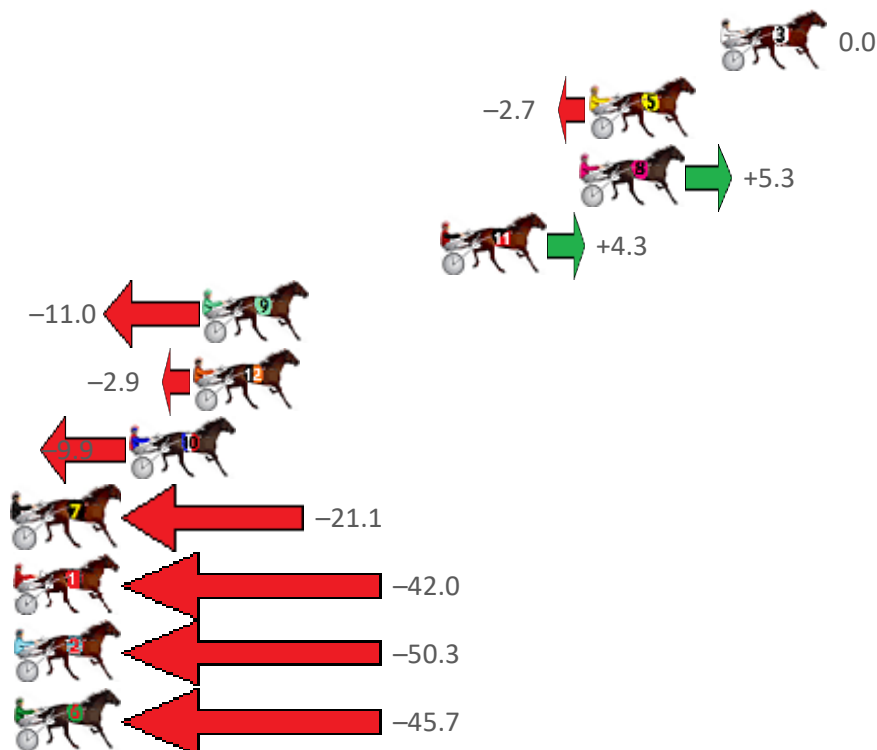
Bunbury Race 5 Distance 2100m

Wednesday, 9 November 2022

Gross Time: 2:34.50 MileRate: 1:58.40 LeadTime: 37.10s First Qtr: 30.80s Second Qtr: 29.70s Third Qtr: 28.70s Fourth Qtr: 28.20s

No Horse	Plc	Mar	800 Posi	400 Posi	Time	3rd Qtr	4th Qtr
3 TONITES DELIGHT	1	0.0m	0.0m (0)	0.0m (0)	2:34.50	28.70s	28.20s
5 ROCKNROLL ME	2	5.2m	2.5m (1)	4.5m (1)	2:34.89	28.84s	28.27s
8 SMOKEYS SHADOW	3	5.6m	10.9m (1)	8.5m (1)	2:34.91	28.52s	28.01s
11 CATCH THE RED EYE	4	11.1m	15.4m (1)	12.5m (2)	2:35.32	28.48s	28.14s
9 ROCKIN THE TREND	5	20.5m	9.5m (0)	14.1m (1)	2:36.02	29.02s	28.72s
12 COHLIN	6	20.9m	18.0m (0)	22.6m (0)	2:36.05	29.02s	28.15s
10 HOMECOMING QUE	7	23.4m	13.5m (0)	18.1m (0)	2:36.23	29.02s	28.65s
7 NOMORECHEESEPLE	8	44.1m	23.0m (0)	28.9m (1)	2:37.77	29.10s	29.43s
1 ROAD CLOSURE	9	46.5m	4.5m (0)	10.8m (0)	2:37.95	29.14s	30.89s
2 BETTOR BE ARTFUL	10	57.3m	7.0m (1)	19.2m (1)	2:38.75	29.56s	31.09s
6 ENDOFTHEROAD	11	65.6m	19.9m (1)	24.9m (1)	2:39.36	29.04s	31.30s

Finish Position and metres gained from 800m





Home of Australian Harness Sectionals

PJ Harness Analyser Daily Raw Data directly to your inbox

NEW All Victorian Racing added as of 17 January 2022

www.pjdata.com.au
admin@pjdata.com.au
www.facebook.com/PJHarnessRacing



RISE Digital, Harness Racing Australia nor the provider accepts any responsibility for the completeness or accuracy of any of the information contained herein, and makes no representations about its suitability for any particular purpose. Users should make their own judgements about those matters and/or seek independent advice. You assume all risks associated with use of data provided on this page

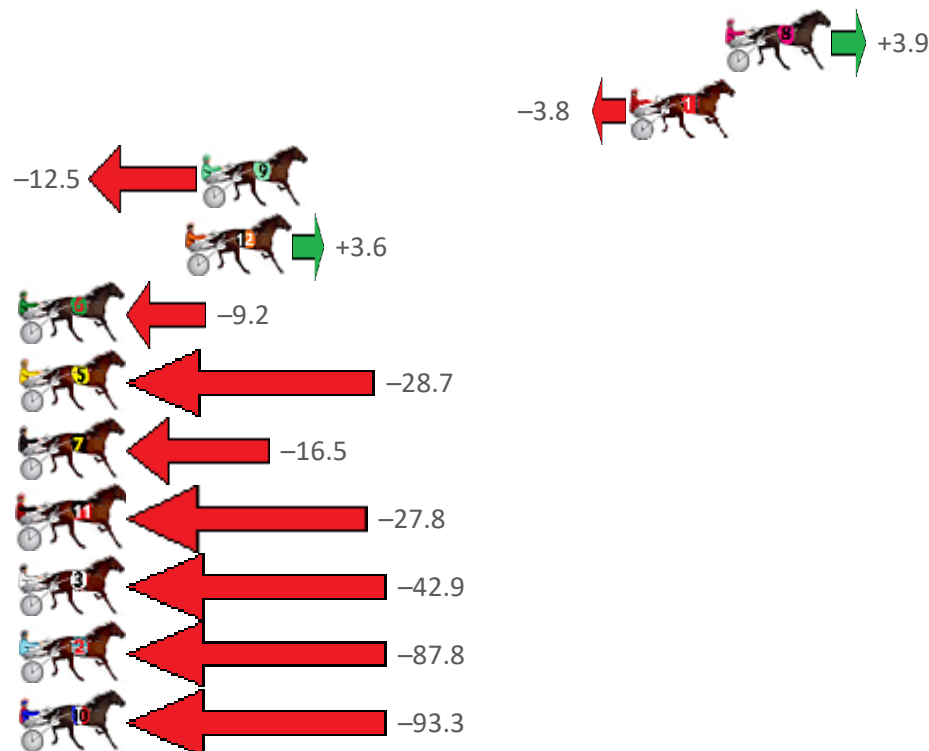
Bunbury Race 6 Distance 2100m

Wednesday, 9 November 2022

Gross Time: 2:31.80 MileRate: 1:56.30 LeadTime: 35.90s First Qtr: 29.40s Second Qtr: 29.00s Third Qtr: 29.50s Fourth Qtr: 28.00s

No Horse	Plc	Mar	800 Posi	400 Posi	Time	3rd Qtr	4th Qtr
8 SADHITA	1	0.0m	3.9m (0)	5.0m (0)	2:31.80	29.58s	27.64s
1 LOVE AND KISSES	2	3.8m	0.0m (0)	0.0m (0)	2:32.08	29.50s	28.28s
9 CARIBBEAN LILY	3	20.8m	8.3m (0)	9.5m (0)	2:33.33	29.58s	28.85s
12 ETON ROCK	4	21.4m	25.0m (0)	19.0m (2)	2:33.38	29.06s	28.22s
6 ROCKIN JETSTAR	5	28.4m	19.2m (1)	15.1m (2)	2:33.89	29.20s	29.01s
5 REGAL AURA	6	33.4m	4.7m (1)	7.3m (1)	2:34.26	29.68s	29.94s
7 THE BATMOBILE	7	35.4m	18.9m (0)	18.5m (0)	2:34.41	29.46s	29.29s
11 NORTHERN GAZE	8	51.9m	24.1m (1)	23.5m (2)	2:35.62	29.44s	30.14s
3 FLAMING CULLEN	9	57.1m	14.2m (1)	20.7m (1)	2:36.00	29.96s	30.72s
2 THEYCALL ME STOO	10	97.5m	9.7m (1)	14.0m (1)	2:38.98	29.80s	34.18s
10 MANDOZA	11	106.1m	12.8m (0)	14.0m (0)	2:39.61	29.58s	34.81s

Finish Position and metres gained from 800m





Home of Australian Harness Sectionals

PJ Harness Analyser Daily Raw Data directly to your inbox

NEW All Victorian Racing added as of 17 January 2022

www.pjdata.com.au
admin@pjdata.com.au
www.facebook.com/PJHarnessRacing



RISE Digital, Harness Racing Australia nor the provider accepts any responsibility for the completeness or accuracy of any of the information contained herein, and makes no representations about its suitability for any particular purpose. Users should make their own judgements about those matters and/or seek independent advice. You assume all risks associated with use of data provided on this page

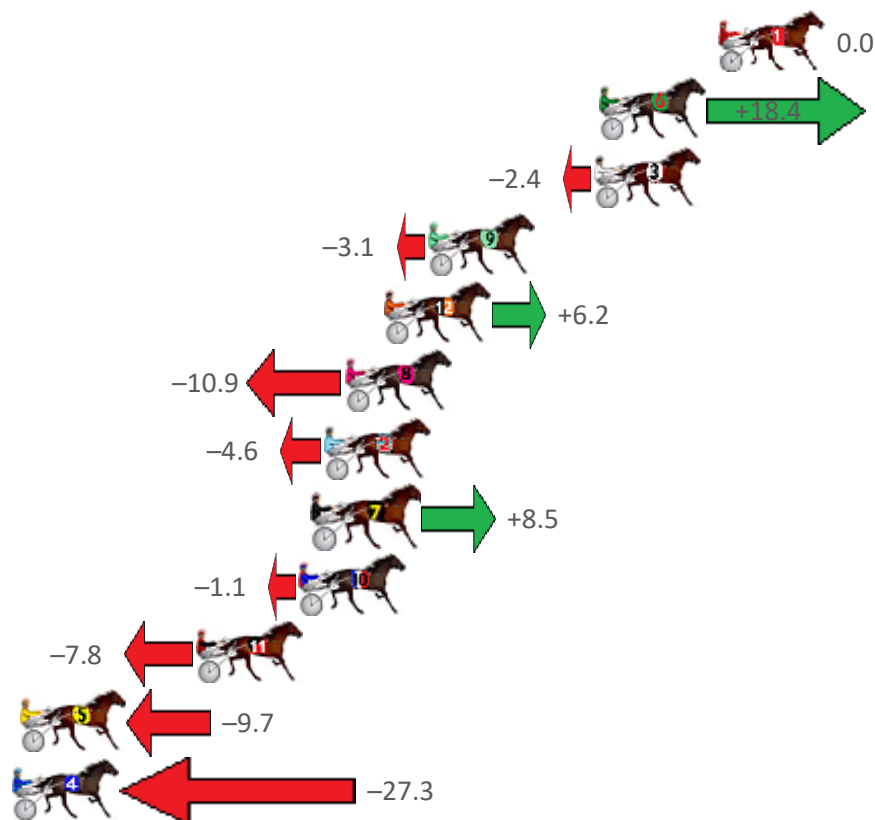
Bunbury Race 7 Distance 2100m

Wednesday, 9 November 2022

Gross Time: 2:35.90 MileRate: 1:59.50 LeadTime: 36.60s First Qtr: 31.70s Second Qtr: 30.60s Third Qtr: 28.60s Fourth Qtr: 28.40s

No Horse	Plc	Mar	800 Posi	400 Posi	Time	3rd Qtr	4th Qtr
1 CHRYSOPRASE	1	0.0m	0.0m (0)	0.0m (0)	2:35.90	28.60s	28.40s
6 MINOR CATASTROP	2	4.7m	23.1m (2)	8.5m (2)	2:36.25	27.56s	28.15s
3 JOELENE	3	4.9m	2.5m (1)	1.1m (1)	2:36.27	28.50s	28.69s
9 SHEHADI	4	11.5m	8.4m (0)	10.2m (0)	2:36.76	28.72s	28.54s
12 JUST FOR LOVE	5	13.2m	19.4m (2)	4.0m (2)	2:36.88	27.50s	29.10s
8 LORINDA KATE	6	14.8m	3.9m (0)	5.7m (0)	2:37.00	28.72s	29.10s
2 SECRET REACTION	7	15.6m	11.0m (1)	10.7m (1)	2:37.06	28.58s	28.80s
7 DIAMOND DAZE	8	16.0m	24.5m (1)	13.6m (2)	2:37.09	27.82s	28.63s
10 RONA MAY	9	16.6m	15.5m (1)	14.7m (1)	2:37.14	28.54s	28.60s
11 LAMOUR DOTTIE	10	20.7m	12.9m (0)	14.7m (0)	2:37.44	28.72s	28.90s
5 ONLY FIVE STARZZZ	11	27.7m	18.0m (0)	19.2m (0)	2:37.97	28.68s	29.11s
4 DOVE CRY	12	34.3m	7.0m (1)	6.8m (1)	2:38.46	28.58s	30.48s

Finish Position and metres gained from 800m





Home of Australian Harness Sectionals

PJ Harness Analyser

Daily Raw Data directly to your inbox

NEW All Victorian Racing added as of 17 January 2022

www.pjdata.com.au
admin@pjdata.com.au
www.facebook.com/PJHarnessRacing



RISE Digital, Harness Racing Australia nor the provider accepts any responsibility for the completeness or accuracy of any of the information contained herein, and makes no representations about its suitability for any particular purpose. Users should make their own judgements about those matters and/or seek independent advice. You assume all risks associated with use of data provided on this page

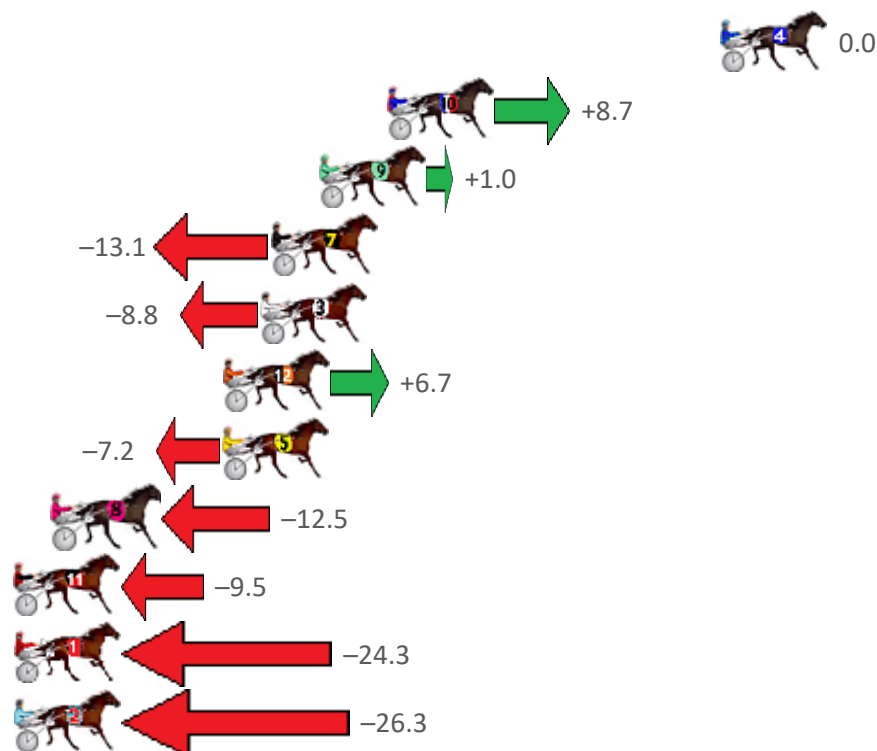
Bunbury Race 8 Distance 2100m

Wednesday, 9 November 2022

Gross Time: 2:33.70 MileRate: 1:57.80 LeadTime: 35.30s First Qtr: 31.90s Second Qtr: 29.90s Third Qtr: 29.00s Fourth Qtr: 27.60s

No Horse	Plc	Mar	800 Posi	400 Posi	Time	3rd Qtr	4th Qtr
4 ROCK ON TOP	1	0.0m	0.0m (0)	0.0m (0)	2:33.70	29.00s	27.60s
10 SPECIAL LADY	2	13.2m	21.9m (1)	20.5m (2)	2:34.66	28.86s	27.12s
9 WAIT FOR THE BELL	3	15.9m	16.9m (1)	15.9m (2)	2:34.85	28.90s	27.63s
7 DISTINGUISHED TAS	4	17.8m	4.7m (1)	2.9m (1)	2:34.99	28.86s	28.69s
3 BAYARDO	5	18.2m	9.4m (0)	9.7m (0)	2:35.02	29.00s	28.24s
12 CHRISTMAS TOYBOY	6	19.7m	26.4m (1)	23.3m (1)	2:35.13	28.74s	27.39s
5 FEELING ACES	7	19.7m	12.5m (1)	11.9m (2)	2:35.13	28.94s	28.19s
8 UNDER THE ALTA	8	26.4m	13.9m (0)	14.8m (1)	2:35.62	29.04s	28.48s
11 BETTOR MY DREAMZ	9	28.4m	18.9m (0)	19.9m (0)	2:35.76	29.04s	28.26s
1 HES ROYAL BLUE	10	28.7m	4.4m (0)	5.7m (0)	2:35.78	29.08s	29.28s
2 ALL AUSSIE MACH	11	34.9m	8.6m (1)	8.0m (1)	2:36.23	28.94s	29.57s

Finish Position and metres gained from 800m





Home of Australian Harness Sectionals

PJ Harness Analyser Daily Raw Data directly to your inbox

NEW All Victorian Racing added as of 17 January 2022

www.pjdata.com.au
admin@pjdata.com.au
www.facebook.com/PJHarnessRacing



RISE Digital, Harness Racing Australia nor the provider accepts any responsibility for the completeness or accuracy of any of the information contained herein, and makes no representations about its suitability for any particular purpose. Users should make their own judgements about those matters and/or seek independent advice. You assume all risks associated with use of data provided on this page