

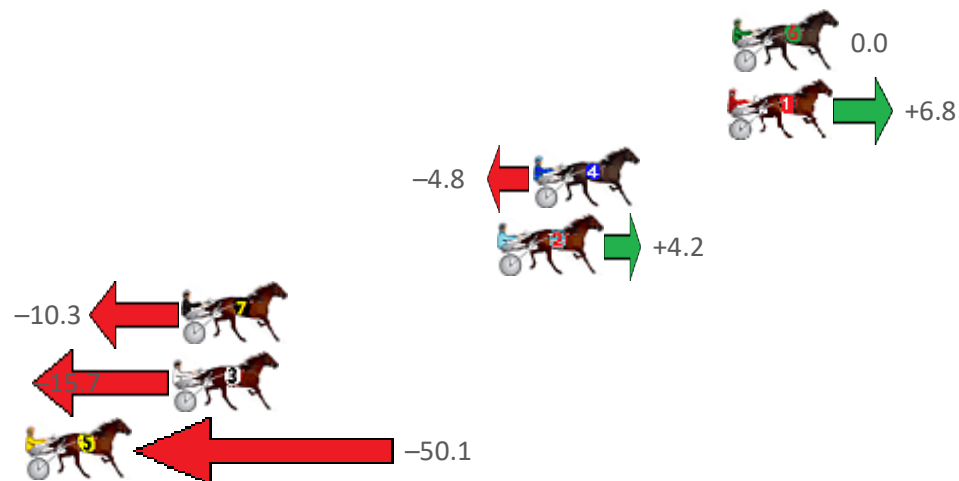
# Gloucester Park Race 1 Distance 2503m

Wednesday, 2 November 2022

Gross Time: 3:14.10 MileRate: 2:04.80 LeadTime: 69.60s First Qtr: 31.40s Second Qtr: 31.80s Third Qtr: 30.90s Fourth Qtr: 30.40s

NoHorse	Plc	Mar	800 Posi	400 Posi	Time	3rd Qtr	4th Qtr
6 WESTLAND PEAK	1	0.0m	0.0m (0)	0.0m (0)	3:14.10	30.90s	30.40s
1 CHUMANI	2	0.2m	7.0m (1)	3.5m (2)	3:14.12	30.62s	30.15s
4 PAPA RAZZI	3	7.9m	3.1m (1)	1.3m (1)	3:14.73	30.76s	30.93s
2 ALDEBARAN SUNDO	4	9.3m	13.5m (0)	8.2m (1)	3:14.84	30.48s	30.52s
7 GOODTIME PE RABBI	5	21.8m	11.5m (1)	13.7m (1)	3:15.83	31.06s	31.09s
3 KELL ROAD KID	6	22.2m	6.5m (0)	7.6m (0)	3:15.87	30.98s	31.59s
5 ELISH STAR	7	82.4m	32.3m (0)	54.6m (0)	3:20.66	32.58s	32.80s

Finish Position and metres gained from 800m





**Home of Australian Harness Sectionals**

PJ Harness Analyser      Daily Raw Data directly to your inbox

**NEW** All Victorian Racing added as of 17 January 2022

www.pjdata.com.au    admin@pjdata.com.au    www.facebook.com/PJHarnessRacing



RISE Digital, Harness Racing Australia nor the provider accepts any responsibility for the completeness or accuracy of any of the information contained herein, and makes no representations about its suitability for any particular purpose. Users should make their own judgements about those matters and/or seek independent advice. You assume all risks associated with use of data provided on this page


# Gloucester Park Race 2 Distance 2130m

Wednesday, 2 November 2022

Gross Time: 2:38.30 MileRate: 1:59.60 LeadTime: 38.50s First Qtr: 31.80s Second Qtr: 30.50s Third Qtr: 29.00s Fourth Qtr: 28.50s

NoHorse	Plc	Mar	800 Posi	400 Posi	Time	3rd Qtr	4th Qtr
6 BETWEEN TWO THO	1	0.0m	0.0m (0)	0.0m (0)	2:38.30	29.00s	28.50s
7 OUR LADY JEN	2	1.6m	13.6m (1)	2.8m (1)	2:38.42	28.22s	28.42s
8 CABS AV	3	18.2m	18.0m (0)	15.7m (1)	2:39.66	28.82s	28.74s
3 FLYING TO WIN	4	36.5m	9.7m (1)	11.3m (2)	2:41.03	29.10s	30.43s
5 TEMUKAS GIRL	5	37.1m	13.3m (0)	17.6m (0)	2:41.08	29.30s	30.02s
1 LADY VIOLETTA	6	37.6m	5.3m (1)	7.3m (1)	2:41.11	29.14s	30.79s
4 FEELING EMPATHY	7	42.7m	9.4m (0)	12.9m (0)	2:41.50	29.24s	30.78s
2 VALENTINATHEBULL	8	43.2m	4.4m (0)	8.1m (0)	2:41.53	29.26s	31.15s

Finish Position and metres gained from 800m



**Home of Australian Harness Sectionals**  
 PJ Harness Analyser      Daily Raw Data directly to your inbox

**All Victorian Racing added as of 17 January 2022**

[www.pjdata.com.au](http://www.pjdata.com.au)   
 [admin@pjdata.com.au](mailto:admin@pjdata.com.au)   
 [www.facebook.com/PJHarnessRacing](https://www.facebook.com/PJHarnessRacing)

RISE Digital, Harness Racing Australia nor the provider accepts any responsibility for the completeness or accuracy of any of the information contained herein, and makes no representations about its suitability for any particular purpose. Users should make their own judgements about those matters and/or seek independent advice. You assume all risks associated with use of data provided on this page

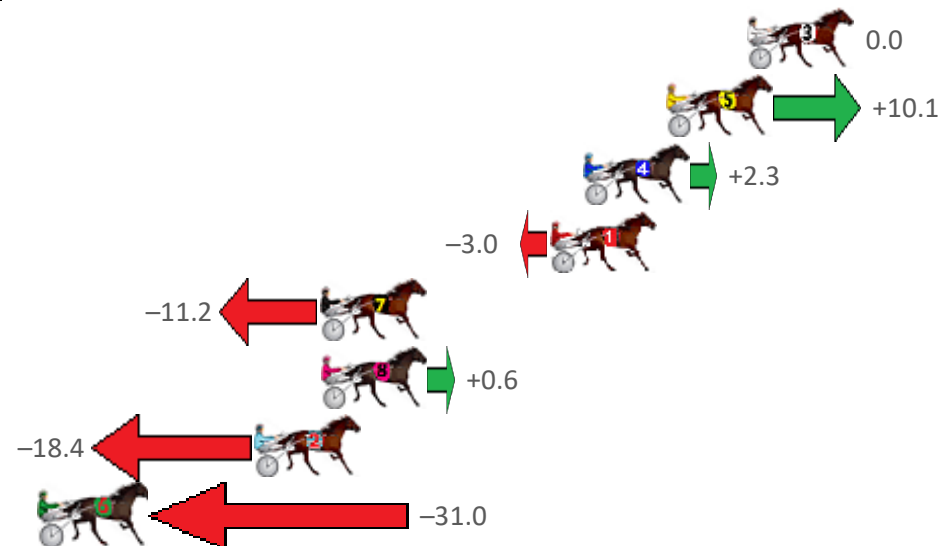
# Gloucester Park Race 3 Distance 2130m

Wednesday, 2 November 2022

Gross Time: 2:39.40 MileRate: 2:00.50 LeadTime: 39.60s First Qtr: 32.00s Second Qtr: 29.90s Third Qtr: 28.50s Fourth Qtr: 29.40s

NoHorse	Plc	Mar	800 Posi	400 Posi	Time	3rd Qtr	4th Qtr
3 SECRET REACTION	1	0.0m	0.0m (0)	0.0m (0)	2:39.40	28.50s	29.40s
5 GOODEALEHMADDIE	2	3.2m	13.3m (0)	13.1m (0)	2:39.65	28.50s	28.71s
4 QUICK MAMBA	3	6.5m	8.8m (0)	9.5m (0)	2:39.90	28.56s	29.22s
1 ASHIMA	4	7.8m	4.8m (0)	5.3m (0)	2:40.00	28.54s	29.62s
7 SHAKIRA BLUE	5	16.9m	5.7m (1)	8.4m (1)	2:40.70	28.70s	30.10s
8 FOLLOW MY STRIDE	6	16.9m	17.5m (0)	17.8m (0)	2:40.70	28.54s	29.42s
2 NOVEL APPROACH	7	19.5m	1.1m (1)	3.4m (1)	2:40.90	28.66s	30.66s
6 JUST LIKE SHANNON	8	41.5m	10.5m (1)	13.4m (1)	2:42.60	28.72s	31.64s

Finish Position and metres gained from 800m



**Home of Australian Harness Sectionals**  
 PJ Harness Analyser      Daily Raw Data directly to your inbox

**NEW** All Victorian Racing added as of 17 January 2022

[www.pjdata.com.au](http://www.pjdata.com.au)   
 [admin@pjdata.com.au](mailto:admin@pjdata.com.au)   
 [www.facebook.com/PJHarnessRacing](https://www.facebook.com/PJHarnessRacing)

RISE Digital, Harness Racing Australia nor the provider accepts any responsibility for the completeness or accuracy of any of the information contained herein, and makes no representations about its suitability for any particular purpose. Users should make their own judgements about those matters and/or seek independent advice. You assume all risks associated with use of data provided on this page

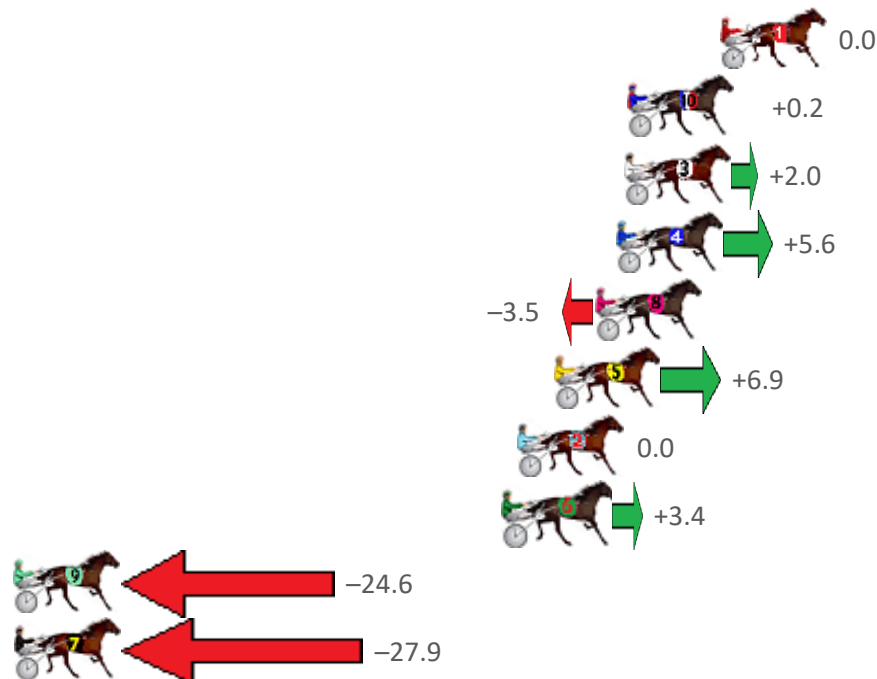
# Gloucester Park Race 4 Distance 2130m

Wednesday, 2 November 2022

Gross Time: 2:36.70 MileRate: 1:58.40 LeadTime: 38.30s First Qtr: 30.30s Second Qtr: 29.60s Third Qtr: 29.20s Fourth Qtr: 29.30s

NoHorse	Plc	Mar	800 Posi	400 Posi	Time	3rd Qtr	4th Qtr
1 GLORAFILIA	1	0.0m	0.0m (0)	0.0m (0)	2:36.70	29.20s	29.30s
10 JUST FOR LOVE	2	3.7m	3.9m (0)	4.1m (0)	2:36.98	29.22s	29.28s
3 RONA MAY	3	3.8m	5.8m (1)	3.6m (2)	2:36.99	29.04s	29.33s
4 LIBBA RACY	4	4.1m	9.7m (1)	7.5m (1)	2:37.02	29.04s	29.07s
8 TRIPLE BRIE	5	4.9m	1.4m (1)	2.2m (1)	2:37.08	29.26s	29.51s
5 SHEHADI	6	6.6m	13.5m (1)	12.1m (1)	2:37.21	29.10s	28.93s
2 I AM PINK	7	8.0m	8.0m (0)	8.0m (0)	2:37.31	29.20s	29.33s
6 OUR STAR BILLING	8	8.5m	11.9m (0)	12.1m (0)	2:37.35	29.22s	29.07s
9 MISS VUNG TAU	9	40.9m	16.3m (0)	18.2m (0)	2:39.84	29.34s	31.12s
7 SHELLNA	10	43.3m	15.4m (2)	21.2m (1)	2:40.03	29.62s	31.09s

Finish Position and metres gained from 800m



**Home of Australian Harness Sectionals**  
 PJ Harness Analyser      Daily Raw Data directly to your inbox

**NEW All Victorian Racing added as of 17 January 2022**

[www.pjdata.com.au](http://www.pjdata.com.au)   
 [admin@pjdata.com.au](mailto:admin@pjdata.com.au)   
 [www.facebook.com/PJHarnessRacing](https://www.facebook.com/PJHarnessRacing)

RISE Digital, Harness Racing Australia nor the provider accepts any responsibility for the completeness or accuracy of any of the information contained herein, and makes no representations about its suitability for any particular purpose. Users should make their own judgements about those matters and/or seek independent advice. You assume all risks associated with use of data provided on this page

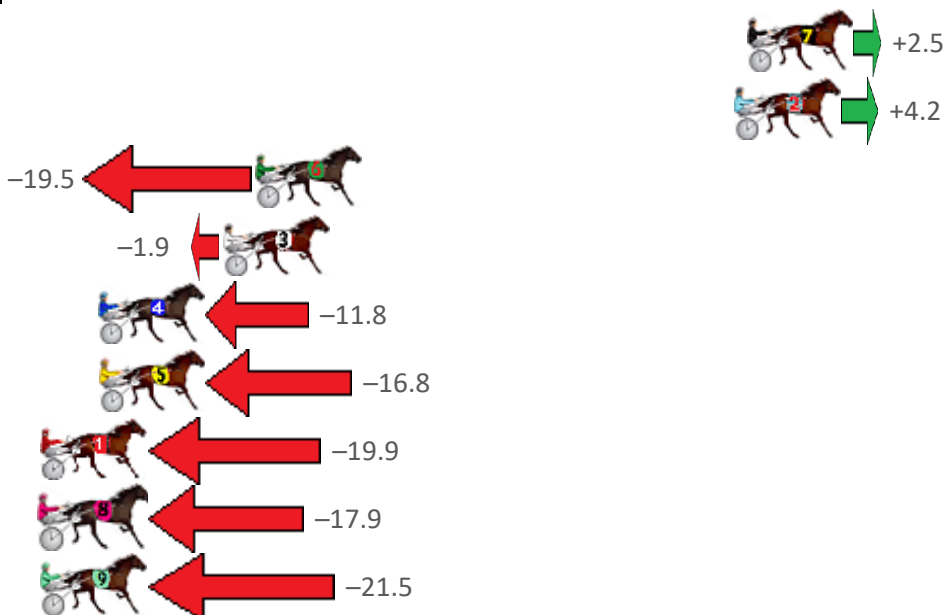
# Gloucester Park Race 5 Distance 2130m

Wednesday, 2 November 2022

Gross Time: 2:36.00 MileRate: 1:57.90 LeadTime: 37.50s First Qtr: 29.90s Second Qtr: 29.30s Third Qtr: 29.00s Fourth Qtr: 30.30s

NoHorse	Plc	Mar	800 Posi	400 Posi	Time	3rd Qtr	4th Qtr
7 JOHNNY LOMBO	1	0.0m	2.5m (1)	1.4m (1)	2:36.00	28.92s	30.20s
2 SUNPATRA	2	0.5m	4.7m (0)	4.6m (0)	2:36.04	29.00s	30.00s
6 CHERRY ON THE CAK	3	19.5m	0.0m (0)	0.0m (0)	2:37.55	29.00s	31.85s
3 COURAGE OF LOMB	4	20.8m	18.9m (0)	23.3m (0)	2:37.65	29.36s	30.23s
4 MYBROTHERSKEEPE	5	25.7m	13.9m (0)	18.8m (1)	2:38.04	29.38s	30.96s
5 JEDREK	6	25.7m	8.9m (1)	14.1m (1)	2:38.04	29.40s	31.30s
1 DELIGHTABLE	7	29.1m	9.2m (0)	17.1m (0)	2:38.31	29.60s	31.35s
8 TOMMY KRUZE	8	30.9m	13.0m (1)	21.5m (2)	2:38.45	29.64s	31.17s
9 LETS ROLL THE DICE	9	47.0m	25.5m (0)	30.9m (0)	2:39.73	29.44s	31.75s

Finish Position and metres gained from 800m



**Home of Australian Harness Sectionals**  
 PJ Harness Analyser      Daily Raw Data directly to your inbox

**All Victorian Racing added as of 17 January 2022**

[www.pjdata.com.au](http://www.pjdata.com.au)   
 [admin@pjdata.com.au](mailto:admin@pjdata.com.au)   
 [www.facebook.com/PJHarnessRacing](https://www.facebook.com/PJHarnessRacing)

RISE Digital, Harness Racing Australia nor the provider accepts any responsibility for the completeness or accuracy of any of the information contained herein, and makes no representations about its suitability for any particular purpose. Users should make their own judgements about those matters and/or seek independent advice. You assume all risks associated with use of data provided on this page

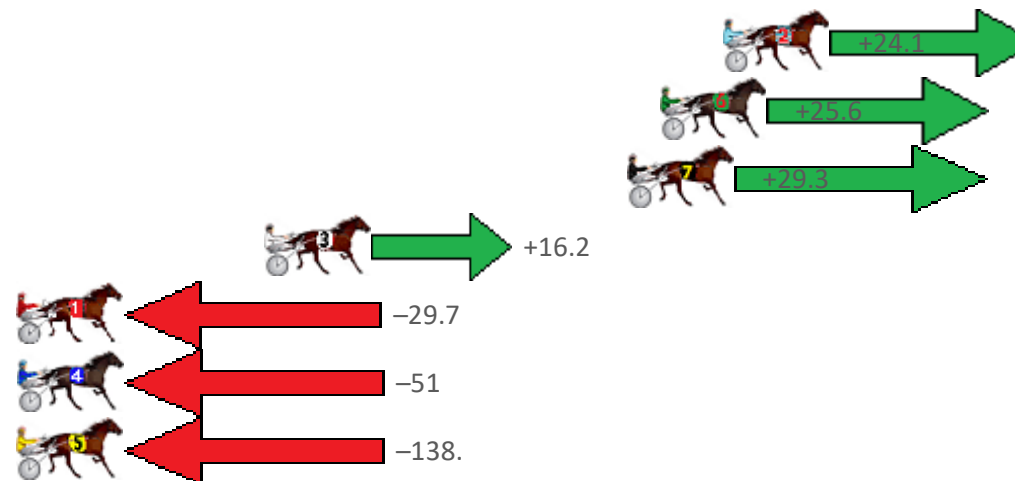
# Gloucester Park Race 6 Distance 2130m

Wednesday, 2 November 2022

Gross Time: 2:35.80 MileRate: 1:57.70 LeadTime: 35.00s First Qtr: 29.50s Second Qtr: 31.10s Third Qtr: 30.40s Fourth Qtr: 29.80s

NoHorse	Plc	Mar	800 Posi	400 Posi	Time	3rd Qtr	4th Qtr
2 ROLL OF HONOUR	1	0.0m	24.1m (1)	0.0m (0)	2:35.80	28.58s	29.80s
6 STRENGTH AND HO	2	2.5m	28.1m (1)	5.6m (0)	2:36.00	28.70s	29.58s
7 NAME IN LIGHTS	3	3.8m	33.1m (1)	10.2m (0)	2:36.10	28.66s	29.34s
3 DISCO DYNAMO	4	18.2m	34.4m (0)	18.5m (1)	2:37.22	29.18s	29.84s
1 MISSION GLORY	5	58.0m	28.3m (0)	25.7m (0)	2:40.33	30.18s	32.41s
4 HEAVENLY WAGE	6	74.4m	24.1m (0)	18.7m (0)	2:41.61	29.98s	34.21s
5 DIAMONDSONTHEB	7	138.0m	0.0m (0)	24.4m (1)	2:46.58	32.22s	38.75s

Finish Position and metres gained from 800m



**Home of Australian Harness Sectionals**  
 PJ Harness Analyser      Daily Raw Data directly to your inbox

**NEW** All Victorian Racing added as of 17 January 2022

[www.pjdata.com.au](http://www.pjdata.com.au)    [admin@pjdata.com.au](mailto:admin@pjdata.com.au)    [www.facebook.com/PJHarnessRacing](https://www.facebook.com/PJHarnessRacing)

RISE Digital, Harness Racing Australia nor the provider accepts any responsibility for the completeness or accuracy of any of the information contained herein, and makes no representations about its suitability for any particular purpose. Users should make their own judgements about those matters and/or seek independent advice. You assume all risks associated with use of data provided on this page

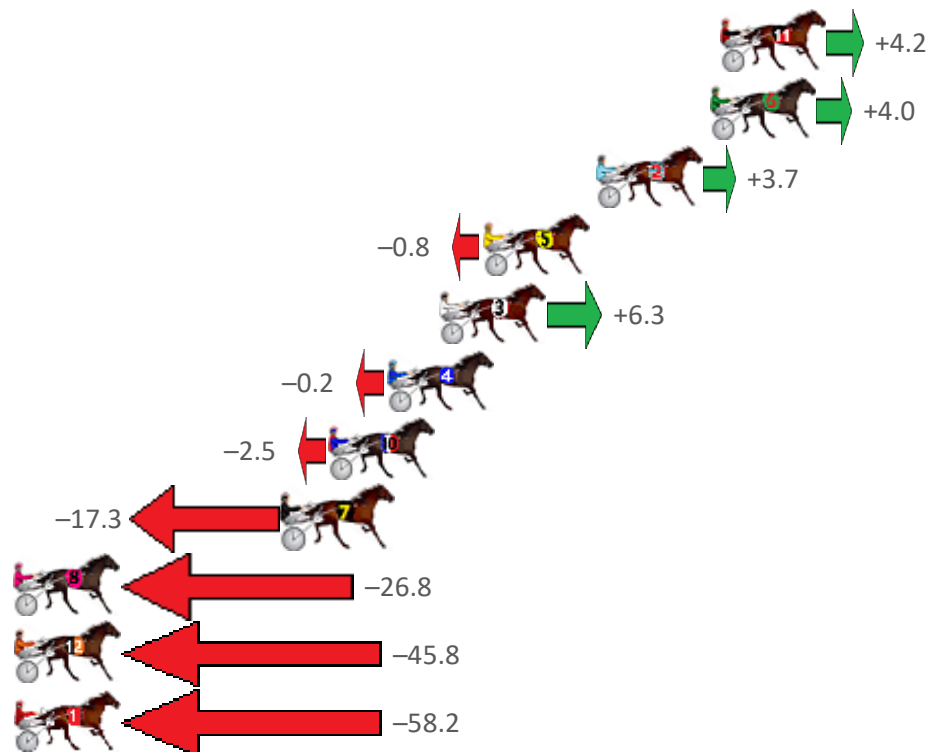
# Gloucester Park Race 7 Distance 2130m

Wednesday, 2 November 2022

Gross Time: 2:36.80 MileRate: 1:58.50 LeadTime: 36.80s First Qtr: 31.50s Second Qtr: 30.40s Third Qtr: 29.10s Fourth Qtr: 29.00s

NoHorse	Plc	Mar	800 Posi	400 Posi	Time	3rd Qtr	4th Qtr
11 SPEEDWAGON	1	0.0m	4.2m (1)	1.2m (2)	2:36.80	28.88s	28.92s
6 YA BETTOR FOLLOW	2	0.4m	4.4m (0)	4.2m (0)	2:36.83	29.08s	<b>28.73s</b>
2 CHASING HILL	3	4.9m	8.6m (1)	7.0m (1)	2:37.17	28.98s	28.87s
5 PETER ROMEO	4	9.4m	8.6m (0)	8.0m (0)	2:37.52	29.06s	29.14s
3 HILARIOUS REIGN	5	11.1m	17.4m (0)	11.1m (1)	2:37.64	<b>28.64s</b>	29.04s
4 THE DARK NIGHT	6	13.2m	13.0m (0)	11.9m (0)	2:37.80	29.02s	29.14s
10 CULLEN STAR	7	15.5m	13.0m (1)	7.5m (2)	2:37.98	28.70s	29.64s
7 LUHRSY	8	17.3m	<b>0.0m (0)</b>	<b>0.0m (0)</b>	2:38.12	29.10s	30.32s
8 EGYPTIAN QUEEN	9	44.2m	17.4m (1)	20.0m (1)	2:40.16	29.28s	30.92s
12 HAYWIRE	10	45.8m	<b>0.0m (1)</b>	2.3m (1)	2:40.29	29.26s	32.32s
1 IMA TINY DANCER	11	135.6m	77.4m (0)	89.2m (0)	2:47.12	29.94s	32.88s

Finish Position and metres gained from 800m



**Home of Australian Harness Sectionals**  
 PJ Harness Analyser      Daily Raw Data directly to your inbox

**All Victorian Racing added as of 17 January 2022**

www.pjdata.com.au    admin@pjdata.com.au    www.facebook.com/PJHarnessRacing

RISE Digital, Harness Racing Australia nor the provider accepts any responsibility for the completeness or accuracy of any of the information contained herein, and makes no representations about its suitability for any particular purpose. Users should make their own judgements about those matters and/or seek independent advice. You assume all risks associated with use of data provided on this page

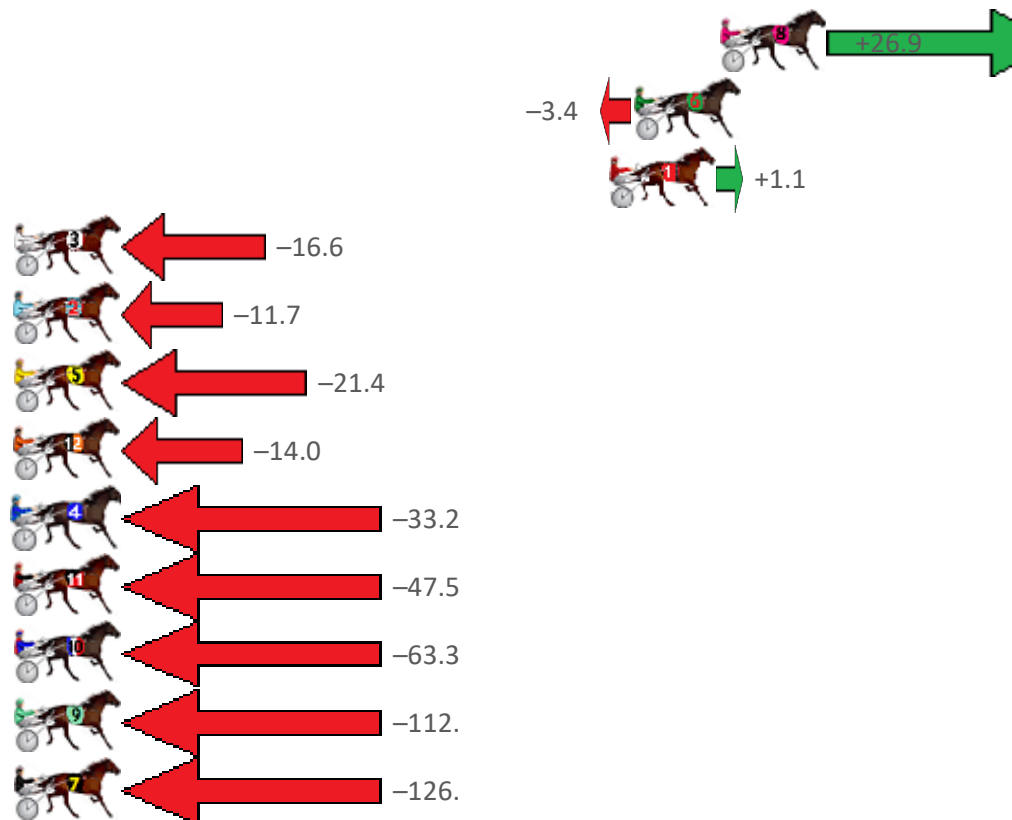
# Gloucester Park Race 8 Distance 2536m

Wednesday, 2 November 2022

Gross Time: 3:06.70 MileRate: 1:58.50 LeadTime: 64.80s First Qtr: 30.00s Second Qtr: 30.50s Third Qtr: 30.70s Fourth Qtr: 30.70s

NoHorse	Plc	Mar	800 Posi	400 Posi	Time	3rd Qtr	4th Qtr
8 GETN WIGGY WITHIT	1	0.0m	26.9m (1)	19.7m (2)	3:06.70	30.16s	29.20s
6 VINTAGE BLU	2	3.4m	0.0m (1)	0.0m (0)	3:06.97	30.70s	30.97s
1 EUPHORIC MOMENT	3	4.4m	5.5m (1)	2.1m (1)	3:07.05	30.44s	30.89s
3 BETTORSTARTDREA	4	28.2m	11.6m (1)	15.7m (0)	3:08.97	31.02s	31.77s
2 GREGARMY	5	28.3m	16.6m (2)	14.2m (1)	3:08.97	30.52s	31.89s
5 TRIROYALE BRIGADE	6	37.2m	15.8m (1)	19.4m (1)	3:09.69	30.98s	32.21s
12 ROCKNROLL WHITBY	7	39.1m	25.1m (2)	26.0m (2)	3:09.84	30.78s	31.86s
4 FLEUR DU MAQUIS	8	41.4m	8.2m (0)	22.8m (1)	3:10.03	31.82s	32.28s
11 TRITRITTBANGBAN	9	70.2m	22.7m (1)	33.0m (0)	3:12.34	31.50s	33.82s
10 PIVOTAL	10	93.4m	30.1m (0)	32.3m (1)	3:14.20	30.88s	35.74s
9 LAMANDIER	11	116.1m	4.0m (0)	22.8m (0)	3:16.03	32.14s	38.29s
7 BE ON GUARD	12	152.3m	25.6m (0)	50.6m (0)	3:18.93	32.62s	39.07s

Finish Position and metres gained from 800m



**Home of Australian Harness Sectionals**  
 PJ Harness Analyser      Daily Raw Data directly to your inbox

**All Victorian Racing added as of 17 January 2022**

[www.pjdata.com.au](http://www.pjdata.com.au)   
 [admin@pjdata.com.au](mailto:admin@pjdata.com.au)   
 [www.facebook.com/PJHarnessRacing](https://www.facebook.com/PJHarnessRacing)

RISE Digital, Harness Racing Australia nor the provider accepts any responsibility for the completeness or accuracy of any of the information contained herein, and makes no representations about its suitability for any particular purpose. Users should make their own judgements about those matters and/or seek independent advice. You assume all risks associated with use of data provided on this page




# Gloucester Park Race 9 Distance 2130m

Wednesday, 2 November 2022

Gross Time: 2:38.60 MileRate: 1:59.80 LeadTime: 38.00s First Qtr: 32.60s Second Qtr: 30.80s Third Qtr: 27.90s Fourth Qtr: 29.30s

NoHorse	Plc	Mar	800 Posi	400 Posi	Time	3rd Qtr	4th Qtr
5 PELIGROSO	1	0.0m	2.9m (1)	2.0m (1)	2:38.60	27.84s	29.16s
2 LIL HAPPY FELLA	2	3.5m	0.0m (0)	0.0m (0)	2:38.87	27.90s	29.57s
12 SAGATIOUS	3	9.5m	11.8m (1)	14.1m (1)	2:39.33	28.08s	29.03s
1 DESTINED TO RULE	4	10.6m	13.0m (0)	15.2m (0)	2:39.41	28.08s	29.03s
4 STAR ARMBRO	5	15.5m	15.9m (1)	20.3m (1)	2:39.79	28.24s	29.05s
3 THE BATMOBILE	6	15.9m	7.5m (1)	9.9m (1)	2:39.82	28.08s	29.82s
7 ULTIMATE ROCKER	7	17.3m	4.0m (0)	5.4m (0)	2:39.93	28.00s	30.25s
6 MIRACLE MAX	8	21.9m	8.4m (0)	10.1m (0)	2:40.28	28.04s	30.26s
9 RODGER JAMES	9	25.9m	26.5m (0)	32.9m (1)	2:40.59	28.40s	28.95s
11 SEEKNYOUSHALLFIN	10	26.6m	21.9m (0)	28.7m (0)	2:40.64	28.42s	29.30s
10 CAULONIA ARTY	11	28.2m	17.6m (0)	23.9m (0)	2:40.77	28.38s	29.77s
8 THEREUGO	12	39.0m	20.5m (1)	28.4m (1)	2:41.60	28.50s	30.27s

Finish Position and metres gained from 800m



**Home of Australian Harness Sectionals**

PJ Harness Analyser      Daily Raw Data directly to your inbox

**All Victorian Racing added as of 17 January 2022**

www.pjdata.com.au    admin@pjdata.com.au    www.facebook.com/PJHarnessRacing

RISE Digital, Harness Racing Australia nor the provider accepts any responsibility for the completeness or accuracy of any of the information contained herein, and makes no representations about its suitability for any particular purpose. Users should make their own judgements about those matters and/or seek independent advice. You assume all risks associated with use of data provided on this page

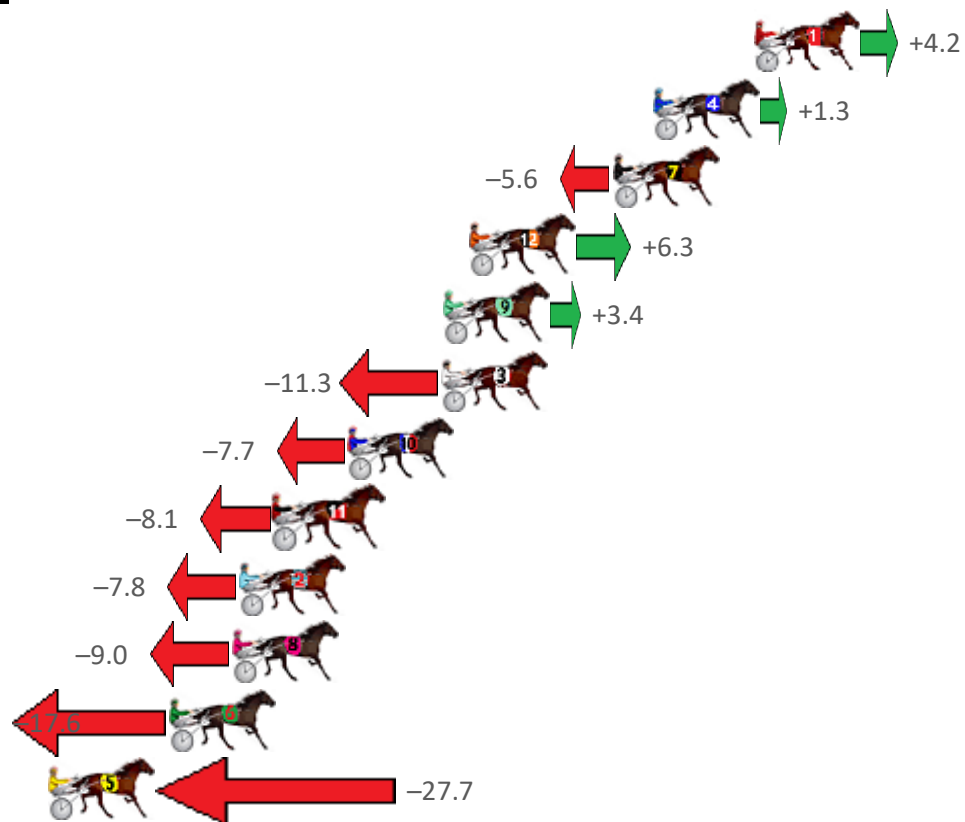
# Gloucester Park Race 10 Distance 2130m

Wednesday, 2 November 2022

Gross Time: 2:39.80 MileRate: 2:00.80 LeadTime: 38.00s First Qtr: 32.50s Second Qtr: 30.70s Third Qtr: 28.80s Fourth Qtr: 29.80s

NoHorse	Plc	Mar	800 Posi	400 Posi	Time	3rd Qtr	4th Qtr
1 HERE COMES SHARKI	1	0.0m	4.2m (0)	5.0m (0)	2:39.80	28.86s	<b>29.44s</b>
4 SIDSTREPO	2	4.0m	5.3m (2)	0.9m (1)	2:40.11	28.48s	30.05s
7 SHOOT THROUGH	3	5.6m	<b>0.0m (0)</b>	<b>0.0m (0)</b>	2:40.24	28.80s	30.24s
12 BOSTON ROB	4	11.3m	17.6m (2)	7.2m (3)	2:40.68	<b>28.07s</b>	30.16s
9 WATTABOUT RIOLI	5	12.3m	15.7m (1)	16.0m (2)	2:40.76	28.84s	29.60s
3 BILLY MACK	6	12.4m	1.1m (1)	5.8m (1)	2:40.77	29.14s	30.35s
10 TWENTYNINE TWEL	7	16.1m	8.4m (0)	9.6m (0)	2:41.06	28.90s	30.36s
11 ALTA CAMINO	8	19.0m	10.9m (1)	11.9m (2)	2:41.28	28.88s	30.42s
2 TEPELO STAR	9	20.4m	12.6m (0)	14.0m (0)	2:41.39	28.92s	30.37s
8 TUMBLIN DICE	10	20.7m	11.7m (2)	6.1m (2)	2:41.42	28.40s	30.97s
6 TYRON TERRANOVA	11	23.2m	5.6m (1)	10.5m (1)	2:41.61	29.16s	30.85s
5 LIVE LIFE FAST	12	47.3m	19.6m (0)	23.9m (0)	2:43.49	29.14s	31.75s

Finish Position and metres gained from 800m



**Home of Australian Harness Sectionals**

PJ Harness Analyser      Daily Raw Data directly to your inbox

**All Victorian Racing added as of 17 January 2022**

www.pjdata.com.au    admin@pjdata.com.au    www.facebook.com/PJHarnessRacing

RISE Digital, Harness Racing Australia nor the provider accepts any responsibility for the completeness or accuracy of any of the information contained herein, and makes no representations about its suitability for any particular purpose. Users should make their own judgements about those matters and/or seek independent advice. You assume all risks associated with use of data provided on this page