

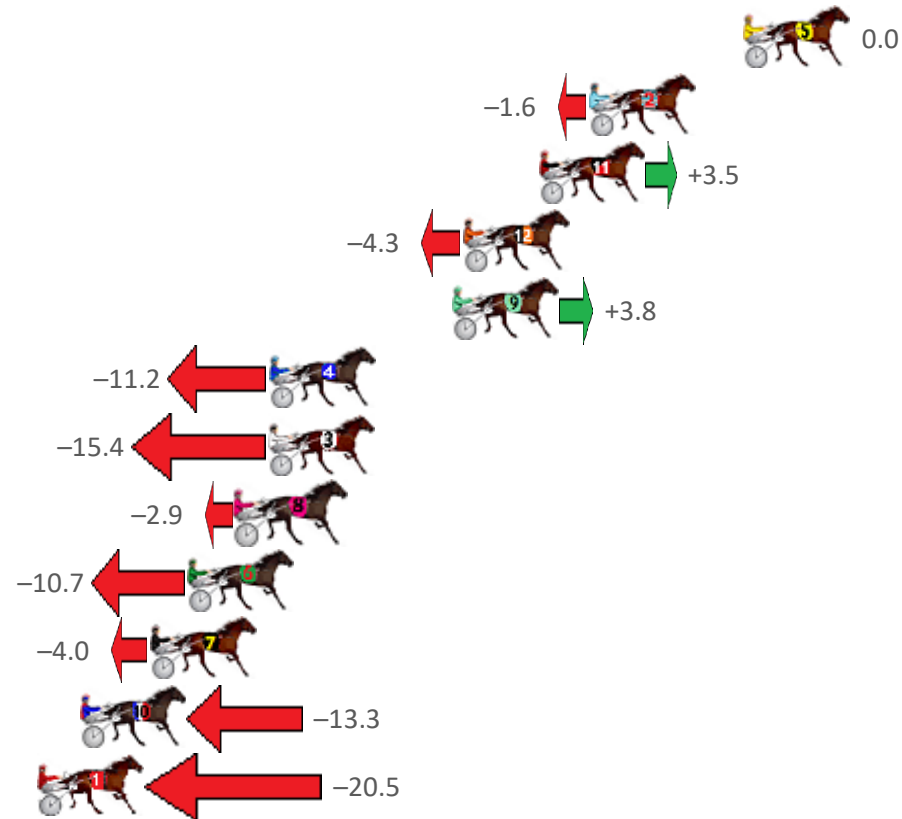
Gloucester Park Race 1 Distance 2130m

Friday, 4 November 2022

Gross Time: 2:34.40 MileRate: 1:56.70 LeadTime: 36.60s First Qtr: 30.00s Second Qtr: 29.60s Third Qtr: 28.50s Fourth Qtr: 29.70s

NoHorse	Plc	Mar	800 Posi	400 Posi	Time	3rd Qtr	4th Qtr
5 ARMED REACTOR	1	0.0m	0.0m (0)	0.0m (0)	2:34.40	28.50s	29.70s
2 VULCAN STAR	2	6.1m	4.5m (0)	4.7m (0)	2:34.87	28.52s	29.83s
11 PONTEVIVO	3	8.1m	11.6m (1)	15.3m (3)	2:35.03	28.79s	29.22s
12 STRAUNY	4	11.1m	6.8m (2)	7.0m (1)	2:35.26	28.52s	30.06s
9 COOL WATER PADDY	5	11.5m	15.3m (1)	17.5m (2)	2:35.30	28.68s	29.33s
4 SEERYANFLY	6	18.8m	7.6m (1)	16.1m (1)	2:35.86	29.12s	30.00s
3 REGAL SCRIBE	7	18.8m	3.4m (1)	11.6m (1)	2:35.86	29.10s	30.32s
8 RUN FOR MERCY	8	20.1m	17.2m (0)	22.4m (0)	2:35.96	28.90s	29.64s
6 ROKORICO	9	22.0m	11.3m (2)	13.3m (2)	2:36.11	28.66s	30.45s
7 ADDA SOMETHING	10	23.5m	19.5m (1)	23.5m (1)	2:36.23	28.82s	29.83s
10 LITTLE BITOF FUN	11	26.3m	13.0m (0)	18.3m (0)	2:36.45	28.90s	30.43s
1 HEZA HEAD HONCH	12	29.3m	8.8m (0)	14.1m (0)	2:36.68	28.90s	30.96s

Finish Position and metres gained from 800m



Home of Australian Harness Sectionals
 PJ Harness Analyser Daily Raw Data directly to your inbox

All Victorian Racing added as of 17 January 2022

www.pjdata.com.au
 admin@pjdata.com.au
 www.facebook.com/PJHarnessRacing

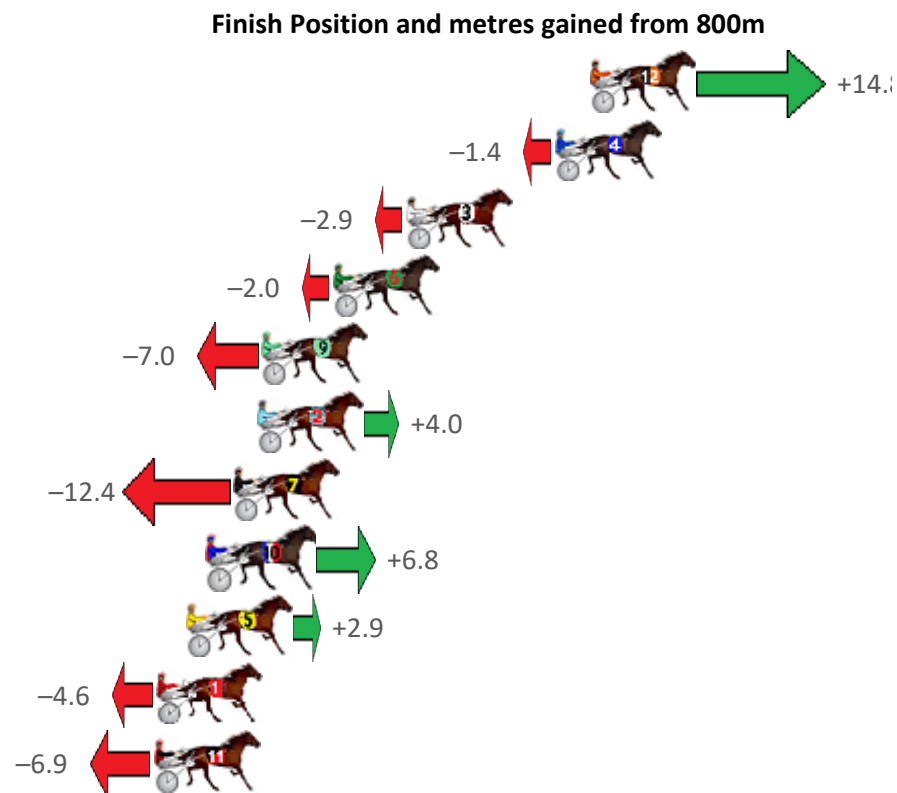
RISE Digital, Harness Racing Australia nor the provider accepts any responsibility for the completeness or accuracy of any of the information contained herein, and makes no representations about its suitability for any particular purpose. Users should make their own judgements about those matters and/or seek independent advice. You assume all risks associated with use of data provided on this page

Gloucester Park Race 2 Distance 1730m

Friday, 4 November 2022

Gross Time: 2:05.00 MileRate: 1:56.30 LeadTime: 7.40s First Qtr: 28.30s Second Qtr: 30.80s Third Qtr: 29.40s Fourth Qtr: 29.10s

NoHorse	Plc	Mar	800 Posi	400 Posi	Time	3rd Qtr	4th Qtr
12 PRADASON	1	0.0m	14.8m (1)	13.7m (2)	2:05.00	29.31s	28.11s
4 MIRRAGON	2	1.4m	0.0m (0)	0.0m (0)	2:05.11	29.40s	29.21s
3 SAHARA STORM	3	7.3m	4.4m (0)	3.9m (0)	2:05.56	29.36s	29.38s
6 CARRERA MACH	4	10.2m	8.2m (0)	7.4m (0)	2:05.78	29.34s	29.34s
9 WESTERN ARTERRA	5	13.0m	6.0m (1)	6.4m (1)	2:05.99	29.42s	29.63s
2 ROCK ME OVER	6	13.2m	17.2m (0)	15.4m (0)	2:06.01	29.26s	28.99s
7 DOMINUS FACTUM	7	14.1m	1.7m (1)	2.2m (1)	2:06.08	29.44s	30.01s
10 TELLMETOATTACK	8	15.1m	21.9m (0)	19.5m (0)	2:06.15	29.22s	28.83s
5 SAMEPLACE SAMETI	9	16.0m	18.9m (1)	18.5m (1)	2:06.22	29.36s	28.98s
1 THE KRAKEN	10	17.2m	12.6m (0)	11.0m (0)	2:06.31	29.28s	29.61s
11 REGAL CHEVAL	11	17.3m	10.4m (1)	10.5m (1)	2:06.32	29.40s	29.66s



Home of Australian Harness Sectionals
 PJ Harness Analyser Daily Raw Data directly to your inbox

All Victorian Racing added as of 17 January 2022

www.pjdata.com.au admin@pjdata.com.au www.facebook.com/PJHarnessRacing

RISE Digital, Harness Racing Australia nor the provider accepts any responsibility for the completeness or accuracy of any of the information contained herein, and makes no representations about its suitability for any particular purpose. Users should make their own judgements about those matters and/or seek independent advice. You assume all risks associated with use of data provided on this page

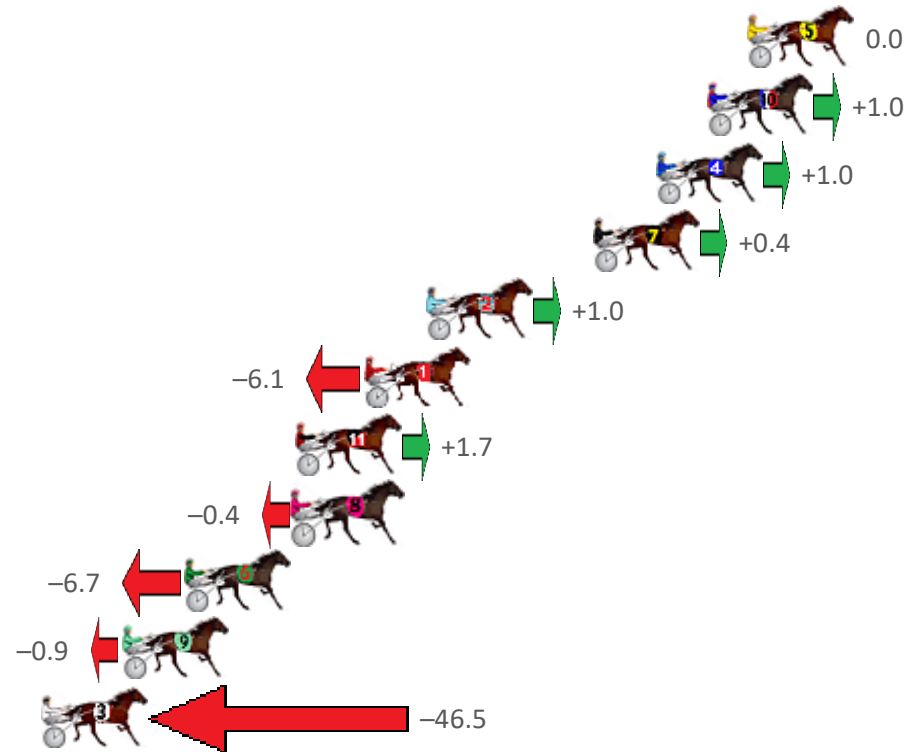
Gloucester Park Race 3 Distance 2130m

Friday, 4 November 2022

Gross Time: 2:35.10 MileRate: 1:57.20 LeadTime: 37.40s First Qtr: 30.70s Second Qtr: 30.00s Third Qtr: 28.30s Fourth Qtr: 28.70s

NoHorse	Plc	Mar	800 Posi	400 Posi	Time	3rd Qtr	4th Qtr
5 EUPHORIA	1	0.0m	0.0m (0)	0.0m (0)	2:35.10	28.30s	28.70s
10 IDEAL AGENT	2	1.6m	2.6m (1)	2.3m (1)	2:35.22	28.28s	28.66s
4 TUAS DELIGHT	3	3.6m	4.6m (0)	6.2m (0)	2:35.37	28.42s	28.53s
7 DOC HOLLIDAY	4	6.1m	6.5m (1)	6.5m (1)	2:35.56	28.30s	28.70s
2 PIERRE WHITBY	5	12.7m	13.7m (0)	15.0m (0)	2:36.06	28.40s	28.60s
1 SMOOTH RYE	6	15.2m	9.1m (0)	11.3m (1)	2:36.25	28.46s	29.04s
11 ALTA RHETT	7	17.9m	19.6m (1)	24.0m (1)	2:36.45	28.62s	28.35s
8 MASTER LEIGHTON	8	18.0m	17.6m (0)	19.2m (0)	2:36.46	28.42s	28.70s
6 EXPERIA	9	22.3m	15.6m (1)	16.2m (2)	2:36.78	28.34s	29.24s
9 ATHABASCAN	10	24.8m	23.9m (0)	29.4m (0)	2:36.97	28.70s	28.49s
3 CHRISTMAS TOYBOY	11	57.6m	11.1m (1)	18.4m (1)	2:39.44	28.82s	31.74s

Finish Position and metres gained from 800m



Home of Australian Harness Sectionals

PJ Harness Analyser Daily Raw Data directly to your inbox

NEW All Victorian Racing added as of 17 January 2022

www.pjdata.com.au admin@pjdata.com.au www.facebook.com/PJHarnessRacing

RISE Digital, Harness Racing Australia nor the provider accepts any responsibility for the completeness or accuracy of any of the information contained herein, and makes no representations about its suitability for any particular purpose. Users should make their own judgements about those matters and/or seek independent advice. You assume all risks associated with use of data provided on this page

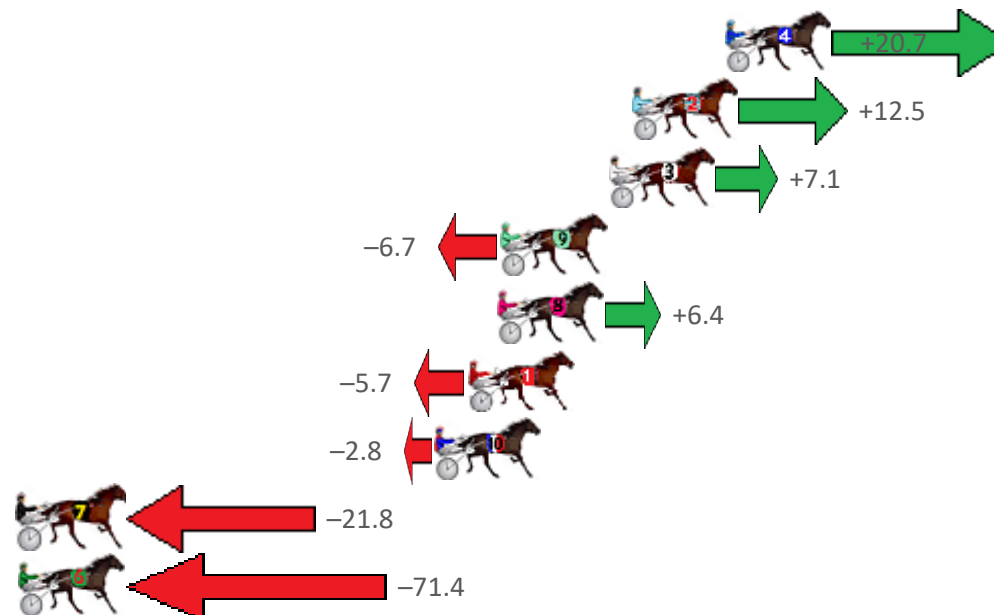
Gloucester Park Race 4 Distance 2536m

Friday, 4 November 2022

Gross Time: 3:04.80 MileRate: 1:57.30 LeadTime: 67.40s First Qtr: 30.60s Second Qtr: 29.00s Third Qtr: 28.80s Fourth Qtr: 29.00s

NoHorse	Plc	Mar	800 Posi	400 Posi	Time	3rd Qtr	4th Qtr
4 PATRONUS STAR	1	0.0m	20.7m (0)	18.1m (0)	3:04.80	28.62s	27.70s
2 CORDERO	2	3.7m	16.2m (1)	18.1m (1)	3:05.08	28.94s	27.98s
3 MIGHTY CONQUERO	3	4.6m	11.7m (1)	13.4m (1)	3:05.15	28.92s	28.39s
9 MAGNIFICENT STOR	4	8.9m	2.2m (1)	4.5m (1)	3:05.48	28.96s	29.36s
8 STROKE OF LUCK	5	9.0m	15.4m (0)	13.4m (0)	3:05.48	28.66s	28.72s
1 BABYFACE ADDA	6	10.2m	4.5m (0)	4.7m (0)	3:05.58	28.82s	29.44s
10 JASPERVELLABEACH	7	11.5m	8.7m (0)	8.6m (0)	3:05.68	28.80s	29.26s
7 HAMPTON BANNER	8	28.8m	7.0m (1)	8.7m (1)	3:06.99	28.92s	30.57s
6 HURRICANE HARLEY	9	71.4m	0.0m (0)	0.0m (0)	3:10.23	28.80s	34.43s

Finish Position and metres gained from 800m



Home of Australian Harness Sectionals
 PJ Harness Analyser Daily Raw Data directly to your inbox

NEW All Victorian Racing added as of 17 January 2022

www.pjdata.com.au
 admin@pjdata.com.au
 www.facebook.com/PJHarnessRacing

RISE Digital, Harness Racing Australia nor the provider accepts any responsibility for the completeness or accuracy of any of the information contained herein, and makes no representations about its suitability for any particular purpose. Users should make their own judgements about those matters and/or seek independent advice. You assume all risks associated with use of data provided on this page


Gloucester Park Race 5 Distance 2536m

Friday, 4 November 2022

Gross Time: 3:07.20 MileRate: 1:58.80 LeadTime: 68.90s First Qtr: 29.90s Second Qtr: 30.60s Third Qtr: 28.70s Fourth Qtr: 29.10s

NoHorse	Plc	Mar	800 Posi	400 Posi	Time	3rd Qtr	4th Qtr
6 TRICKY MIKI	1	0.0m	3.4m (1)	3.8m (1)	3:07.20	28.73s	28.83s
7 HOPPYS WAY	2	1.4m	0.0m (0)	0.0m (0)	3:07.31	28.70s	29.20s
1 TAKING THE MIKI	3	4.0m	8.6m (0)	10.0m (0)	3:07.51	28.80s	28.67s
5 ARDENS HORIZON	4	5.9m	16.4m (0)	15.4m (0)	3:07.65	28.63s	28.41s
12 BEEN SCOOTIN	5	5.9m	7.8m (2)	8.0m (2)	3:07.65	28.72s	28.95s
3 LOUCID DREAMS	6	7.4m	4.5m (0)	4.8m (0)	3:07.76	28.72s	29.29s
8 ARMA XFACTOR	7	9.7m	20.6m (0)	20.8m (0)	3:07.94	28.72s	28.30s
2 WHOS THE DAD	8	10.5m	11.8m (1)	13.8m (1)	3:08.00	28.85s	28.86s
4 MACHS BETTOR	9	16.5m	7.4m (1)	9.0m (1)	3:08.46	28.81s	29.64s
9 MAUNGATAHI	10	17.3m	17.6m (1)	17.6m (2)	3:08.52	28.70s	29.08s
10 STREET HAWK	11	21.3m	12.6m (0)	18.6m (1)	3:08.83	29.13s	29.30s
11 LINEBACKER	12	24.1m	14.6m (2)	12.8m (2)	3:09.04	28.57s	29.92s

Finish Position and metres gained from 800m



Home of Australian Harness Sectionals
 PJ Harness Analyser Daily Raw Data directly to your inbox

All Victorian Racing added as of 17 January 2022

www.pjdata.com.au admin@pjdata.com.au www.facebook.com/PJHarnessRacing

RISE Digital, Harness Racing Australia nor the provider accepts any responsibility for the completeness or accuracy of any of the information contained herein, and makes no representations about its suitability for any particular purpose. Users should make their own judgements about those matters and/or seek independent advice. You assume all risks associated with use of data provided on this page

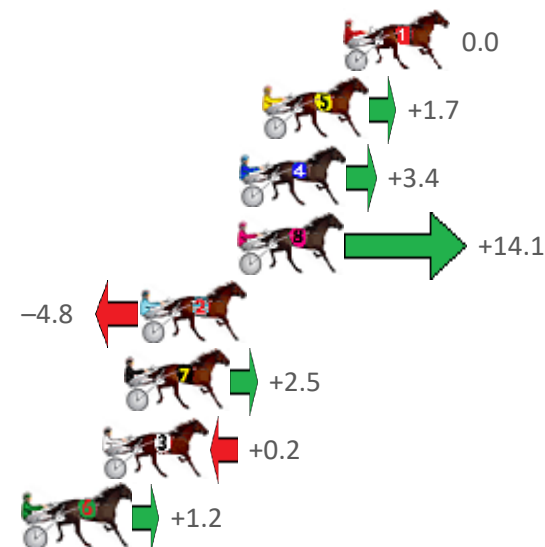
Gloucester Park Race 6 Distance 2130m

Friday, 4 November 2022

Gross Time: 2:36.20 MileRate: 1:58.00 LeadTime: 38.40s First Qtr: 31.90s Second Qtr: 29.60s Third Qtr: 28.10s Fourth Qtr: 28.20s

NoHorse	Plc	Mar	800 Posi	400 Posi	Time	3rd Qtr	4th Qtr
1 WHATABRO	1	0.0m	0.0m (0)	0.0m (0)	2:36.20	28.10s	28.20s
5 MACHNIFICENT	2	3.2m	4.9m (0)	4.0m (0)	2:36.44	28.04s	28.16s
4 TYPHOON BANNER	3	4.1m	7.5m (1)	6.9m (1)	2:36.50	28.06s	28.02s
8 BEAT CITY	4	4.2m	18.3m (0)	17.4m (0)	2:36.51	28.04s	27.29s
2 KNOW WHEN TO RU	5	8.0m	3.2m (1)	2.9m (1)	2:36.79	28.08s	28.59s
7 ANGEL IN WHITE	6	8.7m	11.2m (1)	10.6m (1)	2:36.84	28.06s	28.10s
3 RASCAL	7	9.5m	9.7m (0)	8.6m (0)	2:36.90	28.02s	28.30s
6 WILL I ROCKNROLL	8	12.6m	13.8m (0)	12.9m (0)	2:37.13	28.04s	28.23s

Finish Position and metres gained from 800m



Home of Australian Harness Sectionals
 PJ Harness Analyser Daily Raw Data directly to your inbox

NEW All Victorian Racing added as of 17 January 2022

www.pjdata.com.au admin@pjdata.com.au www.facebook.com/PJHarnessRacing

RISE Digital, Harness Racing Australia nor the provider accepts any responsibility for the completeness or accuracy of any of the information contained herein, and makes no representations about its suitability for any particular purpose. Users should make their own judgements about those matters and/or seek independent advice. You assume all risks associated with use of data provided on this page


Gloucester Park Race 7 Distance 2130m

Friday, 4 November 2022

Gross Time: 2:35.80 MileRate: 1:57.70 LeadTime: 37.30s First Qtr: 30.00s Second Qtr: 30.80s Third Qtr: 29.10s Fourth Qtr: 28.60s

NoHorse	Plc	Mar	800 Posi	400 Posi	Time	3rd Qtr	4th Qtr
1 EIGHTEEN CARAT	1	0.0m	0.0m (0)	0.0m (0)	2:35.80	29.10s	28.60s
7 BETTOR GET IT ON	2	4.5m	1.7m (1)	2.0m (1)	2:36.14	29.12s	28.80s
11 BOORAA	3	6.7m	8.3m (0)	8.4m (0)	2:36.30	29.10s	28.50s
2 LADY JADORE	4	7.8m	14.1m (1)	14.3m (1)	2:36.39	29.10s	28.16s
4 LADY ZEGNA	5	8.1m	18.3m (1)	18.2m (1)	2:36.41	29.08s	27.91s
3 SUIING YOU	6	8.9m	9.4m (1)	10.1m (1)	2:36.47	29.14s	28.55s
10 BORN TO BOOGIE	7	9.1m	4.2m (0)	4.5m (0)	2:36.48	29.12s	28.96s
5 LIVY JAY	8	9.8m	5.5m (1)	5.9m (1)	2:36.54	29.12s	28.91s
12 ALCIPPES DELIGHT	9	13.1m	12.7m (0)	12.6m (0)	2:36.78	29.08s	28.68s
9 AMERICAN ARMA	10	13.8m	17.7m (0)	17.9m (0)	2:36.84	29.10s	28.36s
6 VIVERE DAMORE	11	16.9m	22.7m (1)	22.3m (1)	2:37.07	29.06s	28.27s
8 THREE RUMOURS	12	18.3m	22.1m (0)	22.0m (0)	2:37.17	29.08s	28.39s

Finish Position and metres gained from 800m



Home of Australian Harness Sectionals
 PJ Harness Analyser Daily Raw Data directly to your inbox

NEW All Victorian Racing added as of 17 January 2022

www.pjdata.com.au
 admin@pjdata.com.au
 www.facebook.com/PJHarnessRacing

RISE Digital, Harness Racing Australia nor the provider accepts any responsibility for the completeness or accuracy of any of the information contained herein, and makes no representations about its suitability for any particular purpose. Users should make their own judgements about those matters and/or seek independent advice. You assume all risks associated with use of data provided on this page

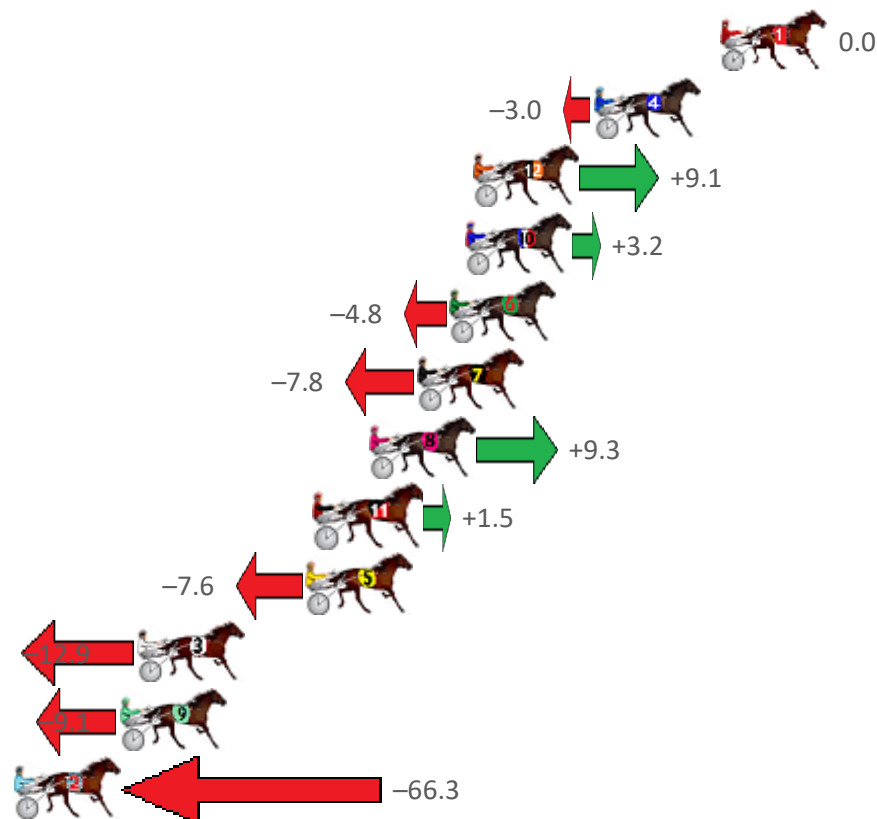
Gloucester Park Race 8 Distance 2503m

Friday, 4 November 2022

Gross Time: 3:14.00 MileRate: 2:04.70 LeadTime: 75.00s First Qtr: 32.00s Second Qtr: 30.40s Third Qtr: 28.50s Fourth Qtr: 28.10s

NoHorse	Plc	Mar	800 Posi	400 Posi	Time	3rd Qtr	4th Qtr
1 ROBBIE ROCKET	1	0.0m	0.0m (0)	0.0m (0)	3:14.00	28.50s	28.10s
4 AUSSIE SCOOTER	2	5.0m	2.0m (1)	2.6m (1)	3:14.37	28.56s	28.27s
12 BLITZEMBYE	3	9.8m	18.9m (1)	21.4m (1)	3:14.72	28.69s	27.29s
10 AWAITINGINSTRUCTI	4	10.1m	13.3m (0)	15.3m (0)	3:14.75	28.67s	27.74s
6 DEEORSE	5	10.7m	5.9m (1)	8.4m (1)	3:14.79	28.71s	28.26s
7 MAJOR MUCHA	6	12.0m	4.2m (0)	6.4m (0)	3:14.89	28.70s	28.49s
8 FIREROCKFIREROLL	7	13.9m	23.2m (1)	26.4m (1)	3:15.03	28.76s	27.23s
11 GEE SMITH	8	16.0m	17.5m (0)	20.2m (0)	3:15.18	28.74s	27.81s
5 TROOPINGOFTHECO	9	16.4m	8.8m (0)	10.6m (0)	3:15.21	28.69s	28.51s
3 MAKE IT HAPPEN	10	23.1m	10.2m (1)	13.0m (2)	3:15.71	28.78s	28.81s
9 REBEL WITH A GRIN	11	23.8m	14.7m (1)	17.4m (1)	3:15.76	28.77s	28.55s
2 LA SULEIMAN	12	97.1m	30.8m (0)	55.0m (0)	3:21.17	30.55s	31.04s

Finish Position and metres gained from 800m



Home of Australian Harness Sectionals
 PJ Harness Analyser Daily Raw Data directly to your inbox

All Victorian Racing added as of 17 January 2022

www.pjdata.com.au
 admin@pjdata.com.au
 www.facebook.com/PJHarnessRacing

RISE Digital, Harness Racing Australia nor the provider accepts any responsibility for the completeness or accuracy of any of the information contained herein, and makes no representations about its suitability for any particular purpose. Users should make their own judgements about those matters and/or seek independent advice. You assume all risks associated with use of data provided on this page

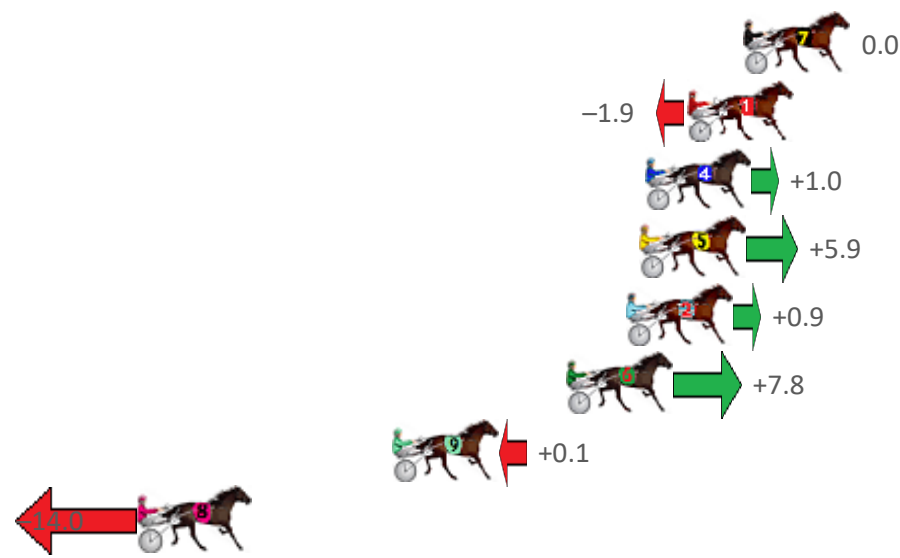
Gloucester Park Race 9 Distance 2130m

Friday, 4 November 2022

Gross Time: 2:37.10 MileRate: 1:58.70 LeadTime: 38.10s First Qtr: 31.60s Second Qtr: 29.80s Third Qtr: 27.70s Fourth Qtr: 29.90s

NoHorse	Plc	Mar	800 Posi	400 Posi	Time	3rd Qtr	4th Qtr
7 HES NEVER BEEN BE	1	0.0m	0.0m (1)	2.8m (1)	2:37.10	27.90s	29.70s
1 DOURADO	2	2.2m	0.3m (0)	0.0m (0)	2:37.27	27.68s	30.07s
4 BRONZED	3	3.9m	4.9m (1)	7.9m (1)	2:37.41	27.92s	29.64s
5 HEEZ GOOD AS GOL	4	4.1m	10.0m (0)	9.2m (0)	2:37.42	27.67s	29.56s
2 MARBEECHSAM	5	4.6m	5.5m (0)	4.2m (0)	2:37.46	27.62s	29.96s
6 VELOCPEDE	6	7.0m	14.8m (0)	17.0m (0)	2:37.65	27.90s	29.23s
9 FESS UP	7	13.9m	14.0m (1)	19.0m (1)	2:38.19	28.10s	29.63s
8 HEZ ALL THE RAGE	8	23.9m	9.9m (1)	15.1m (1)	2:38.97	28.10s	30.69s

Finish Position and metres gained from 800m



Home of Australian Harness Sectionals
 PJ Harness Analyser Daily Raw Data directly to your inbox

All Victorian Racing added as of 17 January 2022

www.pjdata.com.au
 admin@pjdata.com.au
 www.facebook.com/PJHarnessRacing

RISE Digital, Harness Racing Australia nor the provider accepts any responsibility for the completeness or accuracy of any of the information contained herein, and makes no representations about its suitability for any particular purpose. Users should make their own judgements about those matters and/or seek independent advice. You assume all risks associated with use of data provided on this page

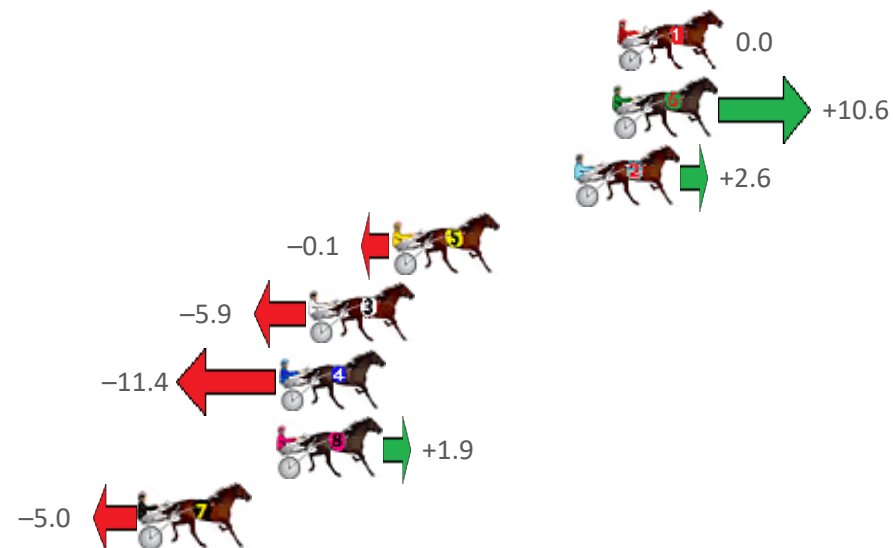
Gloucester Park Race 10 Distance 2130m

Friday, 4 November 2022

Gross Time: 2:37.10 MileRate: 1:58.70 LeadTime: 39.60s First Qtr: 31.20s Second Qtr: 30.10s Third Qtr: 28.30s Fourth Qtr: 27.90s

NoHorse	Plc	Mar	800 Posi	400 Posi	Time	3rd Qtr	4th Qtr
1 FIVE BANGLES	1	0.0m	0.0m (0)	0.0m (0)	2:37.10	28.30s	27.90s
6 LITTLE DARLING	2	0.2m	10.8m (1)	4.9m (2)	2:37.11	27.88s	27.57s
2 CHAMPAGNE EVERY	3	1.7m	4.3m (0)	4.0m (0)	2:37.22	28.28s	27.74s
5 ELSAMAY	4	8.9m	8.8m (0)	8.3m (0)	2:37.75	28.26s	27.97s
3 SPORT SPORT SPORT	5	12.2m	6.3m (1)	7.8m (1)	2:37.99	28.40s	28.25s
4 WALL STREET GIRL	6	13.4m	2.0m (1)	4.0m (1)	2:38.08	28.44s	28.60s
8 DONTBESILLYCHILLI	7	13.5m	15.4m (1)	9.2m (2)	2:38.09	27.86s	28.25s
7 CATCH THE RED EYE	8	18.9m	13.9m (0)	12.1m (1)	2:38.49	28.16s	28.44s

Finish Position and metres gained from 800m





Home of Australian Harness Sectionals

PJ Harness Analyser Daily Raw Data directly to your inbox

NEW All Victorian Racing added as of 17 January 2022

www.pjdata.com.au admin@pjdata.com.au www.facebook.com/PJHarnessRacing



RISE Digital, Harness Racing Australia nor the provider accepts any responsibility for the completeness or accuracy of any of the information contained herein, and makes no representations about its suitability for any particular purpose. Users should make their own judgements about those matters and/or seek independent advice. You assume all risks associated with use of data provided on this page


Gloucester Park Race 11 Distance 2130m

Friday, 4 November 2022

Gross Time: 2:35.90 MileRate: 1:57.80 LeadTime: 38.90s First Qtr: 31.20s Second Qtr: 29.70s Third Qtr: 27.90s Fourth Qtr: 28.20s

NoHorse	Plc	Mar	800 Posi	400 Posi	Time	3rd Qtr	4th Qtr
5 MASTER PUBLISHER	1	0.0m	0.3m (1)	2.6m (1)	2:35.90	28.06s	28.02s
4 IMA ROCKABILLY RE	2	0.5m	4.6m (1)	6.6m (1)	2:35.94	28.04s	27.78s
1 OUR SHELLEY BEACH	3	2.7m	0.0m (0)	0.0m (0)	2:36.10	27.90s	28.40s
11 SEVEN NO TRUMPS	4	4.4m	7.8m (0)	9.5m (0)	2:36.23	28.02s	27.87s
10 ROCKSTAR REBEL	5	4.4m	3.8m (0)	4.6m (0)	2:36.23	27.96s	28.21s
12 EUSTON FLYER	6	12.0m	12.1m (0)	14.1m (0)	2:36.79	28.04s	28.11s
9 BELLEZZA NERA	7	15.2m	8.7m (1)	11.2m (1)	2:37.03	28.08s	28.54s
8 HENWOOD BAY	8	18.6m	16.7m (0)	19.2m (0)	2:37.28	28.08s	28.24s
3 ROCKMENOW	9	20.7m	13.3m (1)	18.7m (1)	2:37.43	28.28s	28.43s
6 MCARDLES GEM	10	23.9m	22.2m (0)	24.1m (0)	2:37.67	28.04s	28.29s
2 BURNING RUBBER	11	26.1m	17.9m (1)	21.6m (2)	2:37.83	28.16s	28.63s
7 WHOSWHOINTHEZO	12	26.2m	26.5m (0)	29.0m (0)	2:37.84	28.08s	28.12s

Finish Position and metres gained from 800m



Home of Australian Harness Sectionals
 PJ Harness Analyser Daily Raw Data directly to your inbox

All Victorian Racing added as of 17 January 2022

www.pjdata.com.au admin@pjdata.com.au www.facebook.com/PJHarnessRacing

RISE Digital, Harness Racing Australia nor the provider accepts any responsibility for the completeness or accuracy of any of the information contained herein, and makes no representations about its suitability for any particular purpose. Users should make their own judgements about those matters and/or seek independent advice. You assume all risks associated with use of data provided on this page