

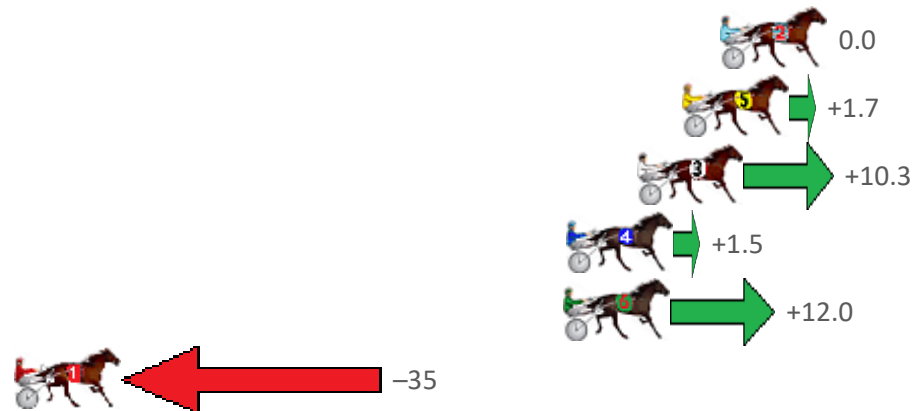
Pinjarra Race 1 Distance 2631m

Monday, 7 November 2022

Gross Time: 3:27.70 MileRate: 2:05.60 LeadTime: 84.30s First Qtr: 31.30s Second Qtr: 31.00s Third Qtr: 30.70s Fourth Qtr: 30.40s

NoHorse	Plc	Mar	800 Posi	400 Posi	Time	3rd Qtr	4th Qtr
2 SKY EAGLE	1	0.0m	0.0m (0)	0.0m (0)	3:27.70	30.70s	30.40s
5 WESTLAND PEAK	2	1.5m	3.2m (1)	2.0m (1)	3:27.82	30.61s	30.36s
3 ALDEBARAN SUNDO	3	3.3m	13.6m (1)	6.6m (1)	3:27.96	30.17s	30.15s
4 ELISH STAR	4	6.1m	7.6m (1)	4.0m (0)	3:28.19	30.43s	30.56s
6 LUVAF LAIR	5	6.2m	18.2m (1)	11.4m (0)	3:28.19	30.18s	30.01s
1 THE HONOURS	6	45.0m	10.2m (0)	24.0m (0)	3:31.28	31.76s	31.99s

Finish Position and metres gained from 800m





Home of Australian Harness Sectionals
 PJ Harness Analyser Daily Raw Data directly to your inbox

NEW All Victorian Racing added as of 17 January 2022

www.pjdata.com.au
 admin@pjdata.com.au
 www.facebook.com/PJHarnessRacing



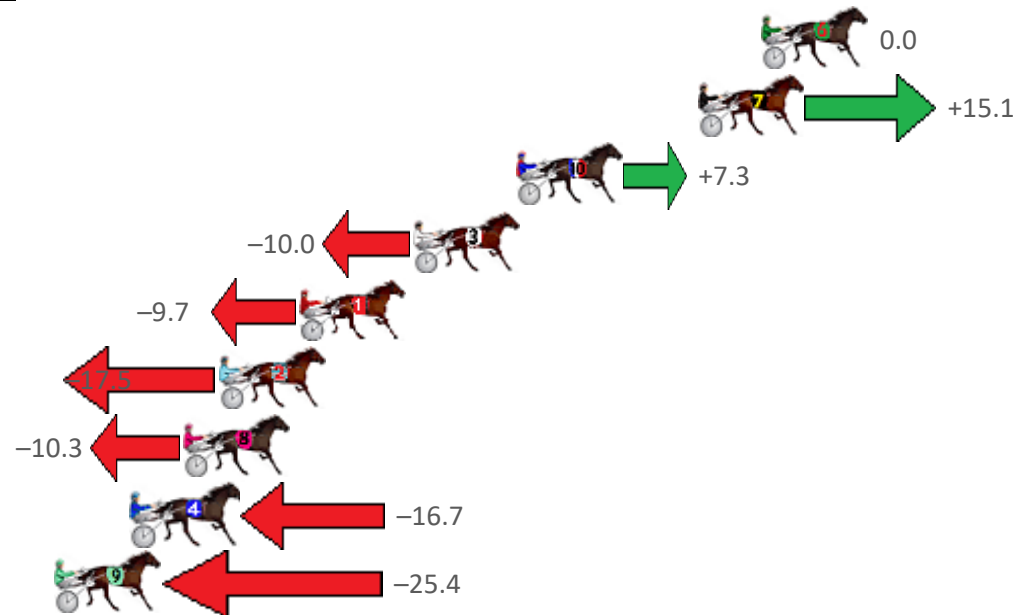
Pinjarra Race 2 Distance 2185m

Monday, 7 November 2022

Gross Time: 2:43.00 MileRate: 2:00.00 LeadTime: 43.00s First Qtr: 31.10s Second Qtr: 30.70s Third Qtr: 29.70s Fourth Qtr: 28.50s

NoHorse	Plc	Mar	800 Posi	400 Posi	Time	3rd Qtr	4th Qtr
6 COLORADO BANNER	1	0.0m	0.0m (0)	0.0m (0)	2:43.00	29.70s	28.50s
7 IMPERIUM	2	2.5m	17.6m (0)	18.2m (1)	2:43.19	29.72s	27.39s
10 LADY VIOLETTA	3	9.7m	17.0m (1)	13.8m (2)	2:43.73	29.46s	28.21s
3 REG LAWSON	4	13.8m	3.8m (1)	1.4m (1)	2:44.03	29.54s	29.38s
1 MISS WILLOUGHBY	5	18.3m	8.6m (0)	9.0m (0)	2:44.37	29.74s	29.16s
2 VALHALLA ANGEL	6	21.5m	4.0m (0)	4.2m (0)	2:44.61	29.74s	29.73s
8 TORREVEAN PINKY	7	22.9m	12.6m (0)	13.2m (0)	2:44.71	29.76s	29.19s
4 ALEXANDRA THEGRE	8	24.9m	8.2m (1)	5.6m (1)	2:44.86	29.54s	29.87s
9 CONSTELLATIONJEW	9	37.8m	12.4m (1)	10.4m (1)	2:45.83	29.60s	30.44s

Finish Position and metres gained from 800m



Home of Australian Harness Sectionals
 PJ Harness Analyser Daily Raw Data directly to your inbox

NEW All Victorian Racing added as of 17 January 2022

www.pjdata.com.au
 admin@pjdata.com.au
 www.facebook.com/PJHarnessRacing

RISE Digital, Harness Racing Australia nor the provider accepts any responsibility for the completeness or accuracy of any of the information contained herein, and makes no representations about its suitability for any particular purpose. Users should make their own judgements about those matters and/or seek independent advice. You assume all risks associated with use of data provided on this page

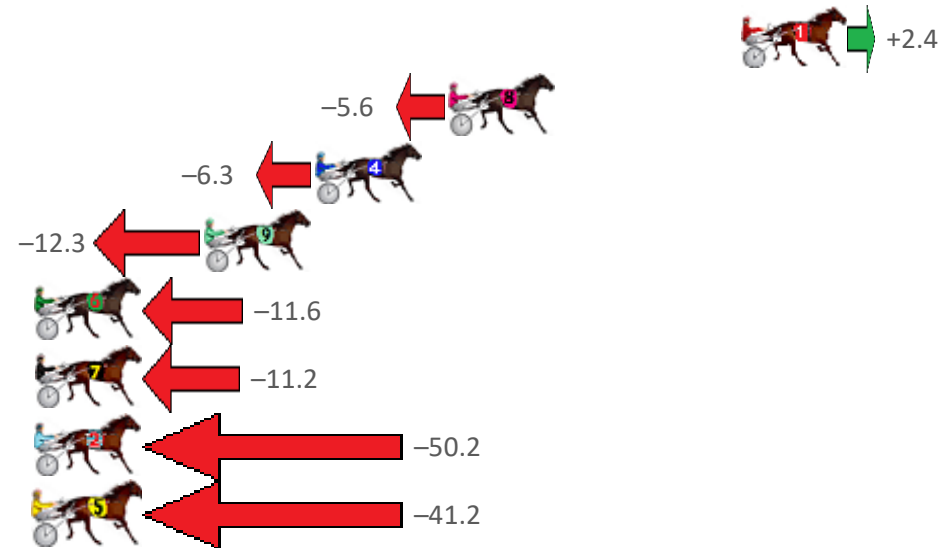
Pinjarra Race 3 Distance 2185m

Monday, 7 November 2022

Gross Time: 2:39.50 MileRate: 1:57.50 LeadTime: 39.60s First Qtr: 29.90s Second Qtr: 30.70s Third Qtr: 29.60s Fourth Qtr: 29.70s

NoHorse	Plc	Mar	800 Posi	400 Posi	Time	3rd Qtr	4th Qtr
1 CHASING HILL	1	0.0m	2.4m (1)	0.0m (0)	2:39.50	29.42s	29.70s
8 RATTLIN LILLY	2	11.6m	6.0m (0)	6.2m (1)	2:40.40	29.61s	30.10s
4 DIAMOND DANCE	3	16.9m	10.6m (0)	11.8m (3)	2:40.82	29.69s	30.08s
9 SASSY ANNIE	4	21.3m	9.0m (1)	8.0m (2)	2:41.16	29.52s	30.68s
6 ZUEDE	5	30.4m	18.8m (0)	17.6m (0)	2:41.87	29.51s	30.65s
7 PATH OF GOLD	6	33.2m	22.0m (1)	20.8m (2)	2:42.08	29.51s	30.62s
2 TRUNKEY CARRAWA	7	50.2m	0.0m (0)	10.8m (0)	2:43.41	30.39s	32.61s
5 IDOLISED	8	57.2m	16.0m (1)	17.4m (1)	2:43.95	29.70s	32.64s

Finish Position and metres gained from 800m





Home of Australian Harness Sectionals
 PJ Harness Analyser Daily Raw Data directly to your inbox

NEW All Victorian Racing added as of 17 January 2022

www.pjdata.com.au admin@pjdata.com.au www.facebook.com/PJHarnessRacing



RISE Digital, Harness Racing Australia nor the provider accepts any responsibility for the completeness or accuracy of any of the information contained herein, and makes no representations about its suitability for any particular purpose. Users should make their own judgements about those matters and/or seek independent advice. You assume all risks associated with use of data provided on this page

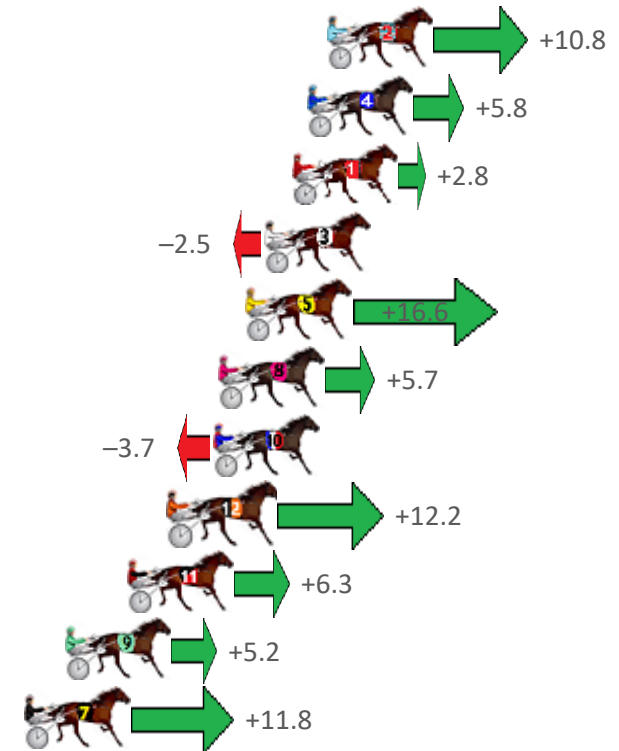
Pinjarra Race 4 Distance 1684m

Monday, 7 November 2022

Gross Time: 2:03.60 MileRate: 1:58.10 LeadTime: 5.40s First Qtr: 29.60s Second Qtr: 29.20s Third Qtr: 29.50s Fourth Qtr: 29.90s

NoHorse	Plc	Mar	800 Posi	400 Posi	Time	3rd Qtr	4th Qtr
2 STAR LILLY	1	0.0m	10.8m (1)	8.4m (1)	2:03.60	29.33s	29.28s
4 PONZI BEACH	2	0.8m	6.6m (1)	4.2m (1)	2:03.66	29.32s	29.65s
1 ALTAIR STAR	3	1.4m	4.2m (0)	5.0m (0)	2:03.71	29.56s	29.63s
3 GALVINSTON JOHN	4	2.5m	0.0m (0)	0.8m (0)	2:03.80	29.56s	30.03s
5 PRIDDAH	5	3.2m	19.8m (1)	13.8m (2)	2:03.85	29.06s	29.11s
8 ALTA ALLURE	6	4.3m	10.0m (0)	11.0m (0)	2:03.94	29.58s	29.40s
10 CAPRICORN JOE	7	4.5m	0.8m (1)	0.0m (1)	2:03.95	29.44s	30.23s
12 ALFA PRINCESS	8	6.2m	18.4m (0)	19.4m (0)	2:04.09	29.58s	28.92s
11 LOVE TO FLY	9	7.9m	14.2m (0)	15.2m (0)	2:04.22	29.58s	29.36s
9 THE INSIDE SCOOP	10	10.4m	15.6m (1)	14.4m (1)	2:04.41	29.41s	29.60s
7 OURCARIBBEANCRUI	11	12.0m	23.8m (1)	19.6m (1)	2:04.54	29.19s	29.34s

Finish Position and metres gained from 800m



Home of Australian Harness Sectionals
 PJ Harness Analyser Daily Raw Data directly to your inbox

NEW All Victorian Racing added as of 17 January 2022

www.pjdata.com.au
 admin@pjdata.com.au
 www.facebook.com/PJHarnessRacing

RISE Digital, Harness Racing Australia nor the provider accepts any responsibility for the completeness or accuracy of any of the information contained herein, and makes no representations about its suitability for any particular purpose. Users should make their own judgements about those matters and/or seek independent advice. You assume all risks associated with use of data provided on this page

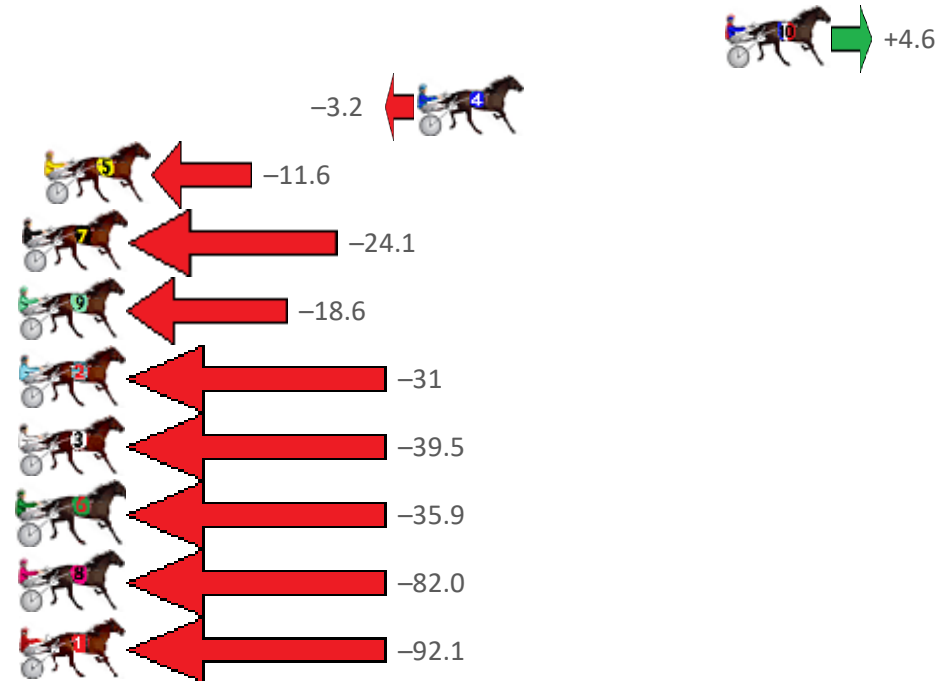
Pinjarra Race 5 Distance 2185m

Monday, 7 November 2022

Gross Time: 2:38.70 MileRate: 1:56.90 LeadTime: 40.40s First Qtr: 29.60s Second Qtr: 30.90s Third Qtr: 28.60s Fourth Qtr: 29.20s

NoHorse	Plc	Mar	800 Posi	400 Posi	Time	3rd Qtr	4th Qtr
10 STEREOPHONIC	1	0.0m	4.6m (2)	0.0m (0)	2:38.70	28.27s	29.20s
4 JUST ROC	2	12.2m	9.0m (2)	7.2m (0)	2:39.63	28.47s	29.56s
5 TIGER BY THE TAIL	3	27.0m	15.4m (0)	10.8m (2)	2:40.77	28.26s	30.38s
7 EASTON ROBIN	4	27.9m	3.8m (0)	16.6m (2)	2:40.84	29.51s	30.02s
9 SONIC CHIP	5	30.0m	11.4m (0)	23.2m (0)	2:41.00	29.44s	29.69s
2 YANKEEDELIGHT	6	34.5m	4.0m (1)	14.4m (1)	2:41.34	29.33s	30.66s
3 RODASI	7	48.3m	8.8m (1)	22.8m (1)	2:42.40	29.59s	31.05s
6 RODGER JAMES	8	55.9m	20.0m (0)	24.2m (2)	2:42.98	28.88s	31.50s
8 RIP JACKSON	9	89.4m	7.4m (0)	40.0m (0)	2:45.55	30.91s	32.79s
1 KOBE EDWARD	10	92.1m	0.0m (0)	17.0m (0)	2:45.75	29.77s	34.65s

Finish Position and metres gained from 800m



Home of Australian Harness Sectionals
 PJ Harness Analyser Daily Raw Data directly to your inbox

All Victorian Racing added as of 17 January 2022

www.pjdata.com.au
 admin@pjdata.com.au
 www.facebook.com/PJHarnessRacing

RISE Digital, Harness Racing Australia nor the provider accepts any responsibility for the completeness or accuracy of any of the information contained herein, and makes no representations about its suitability for any particular purpose. Users should make their own judgements about those matters and/or seek independent advice. You assume all risks associated with use of data provided on this page

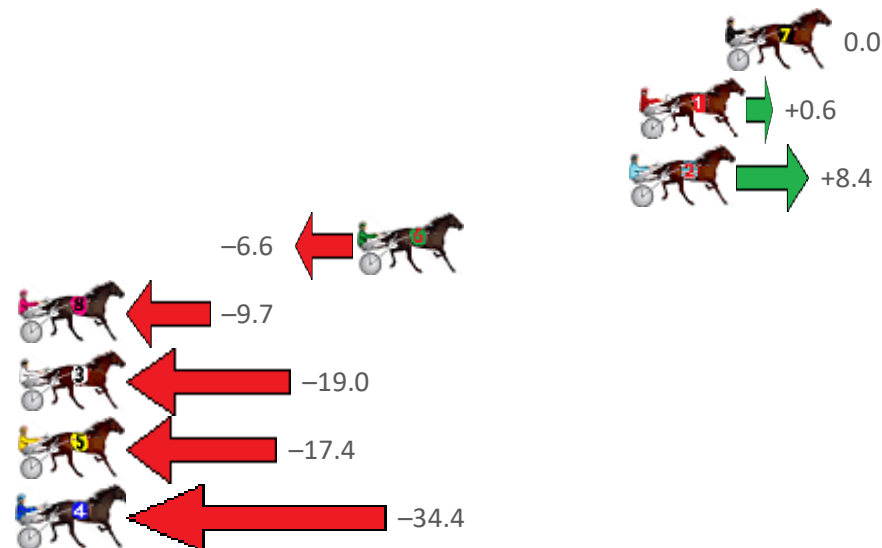
Pinjarra Race 6 Distance 2631m

Monday, 7 November 2022

Gross Time: 3:20.90 MileRate: 2:02.40 LeadTime: 81.80s First Qtr: 31.10s Second Qtr: 30.40s Third Qtr: 29.70s Fourth Qtr: 27.90s

NoHorse	Plc	Mar	800 Posi	400 Posi	Time	3rd Qtr	4th Qtr
7 TINSELTOWN	1	0.0m	0.0m (0)	0.0m (0)	3:20.90	29.70s	27.90s
1 OVER ARMED	2	3.4m	4.0m (0)	4.2m (0)	3:21.15	29.71s	27.84s
2 ROMAN REIGN	3	3.8m	12.2m (0)	3.0m (1)	3:21.18	29.04s	27.96s
6 MISSION GLORY	4	14.6m	8.0m (0)	8.4m (0)	3:21.97	29.74s	28.33s
8 SEEKNYOUSHALLFIN	5	30.7m	21.0m (0)	19.6m (1)	3:23.15	29.62s	28.67s
3 SUNDANCER RAINB	6	32.0m	13.0m (1)	11.0m (1)	3:23.25	29.60s	29.36s
5 MISS SERENADE	7	43.0m	25.6m (0)	24.6m (0)	3:24.05	29.67s	29.18s
4 MOONLIGHTSSHAD	8	51.0m	16.6m (0)	16.2m (0)	3:24.64	29.75s	30.31s

Finish Position and metres gained from 800m



Home of Australian Harness Sectionals
 PJ Harness Analyser Daily Raw Data directly to your inbox

NEW All Victorian Racing added as of 17 January 2022

www.pjdata.com.au
 admin@pjdata.com.au
 www.facebook.com/PJHarnessRacing

RISE Digital, Harness Racing Australia nor the provider accepts any responsibility for the completeness or accuracy of any of the information contained herein, and makes no representations about its suitability for any particular purpose. Users should make their own judgements about those matters and/or seek independent advice. You assume all risks associated with use of data provided on this page


Pinjarra Race 7 Distance 1684m

Monday, 7 November 2022

Gross Time: 1:58.20 MileRate: 1:52.90 LeadTime: 5.20s First Qtr: 28.20s Second Qtr: 28.70s Third Qtr: 28.40s Fourth Qtr: 27.70s

NoHorse	Plc	Mar	800 Posi	400 Posi	Time	3rd Qtr	4th Qtr
8 PRINCE OF PLEASUR	1	0.0m	4.2m (0)	4.0m (0)	1:58.20	28.38s	27.42s
5 THE STARS ABOVE	2	9.7m	0.0m (0)	0.0m (0)	1:58.91	28.41s	28.37s
10 JOEY JAMES	3	13.9m	13.6m (0)	12.6m (0)	1:59.21	28.33s	27.79s
9 ROCKNROLL ELLIOT	4	15.3m	3.6m (1)	3.6m (1)	1:59.31	28.41s	28.51s
3 STORMYSKYES	5	17.0m	9.4m (0)	8.6m (0)	1:59.44	28.35s	28.28s
7 FASTER THAN DAD	6	17.4m	18.4m (1)	19.8m (1)	1:59.47	28.50s	27.53s
4 GREGARMY	7	33.4m	14.2m (1)	15.8m (1)	2:00.63	28.53s	28.91s
6 ADDA SOMETHING	8	48.7m	7.8m (1)	11.0m (1)	2:01.75	28.66s	30.30s
1 CROWDED REACTOR	9	114.3m	50.0m (0)	80.0m (0)	2:06.53	30.52s	30.06s

Finish Position and metres gained from 800m





Home of Australian Harness Sectionals

PJ Harness Analyser Daily Raw Data directly to your inbox

NEW All Victorian Racing added as of 17 January 2022

www.pjdata.com.au admin@pjdata.com.au www.facebook.com/PJHarnessRacing



RISE Digital, Harness Racing Australia nor the provider accepts any responsibility for the completeness or accuracy of any of the information contained herein, and makes no representations about its suitability for any particular purpose. Users should make their own judgements about those matters and/or seek independent advice. You assume all risks associated with use of data provided on this page

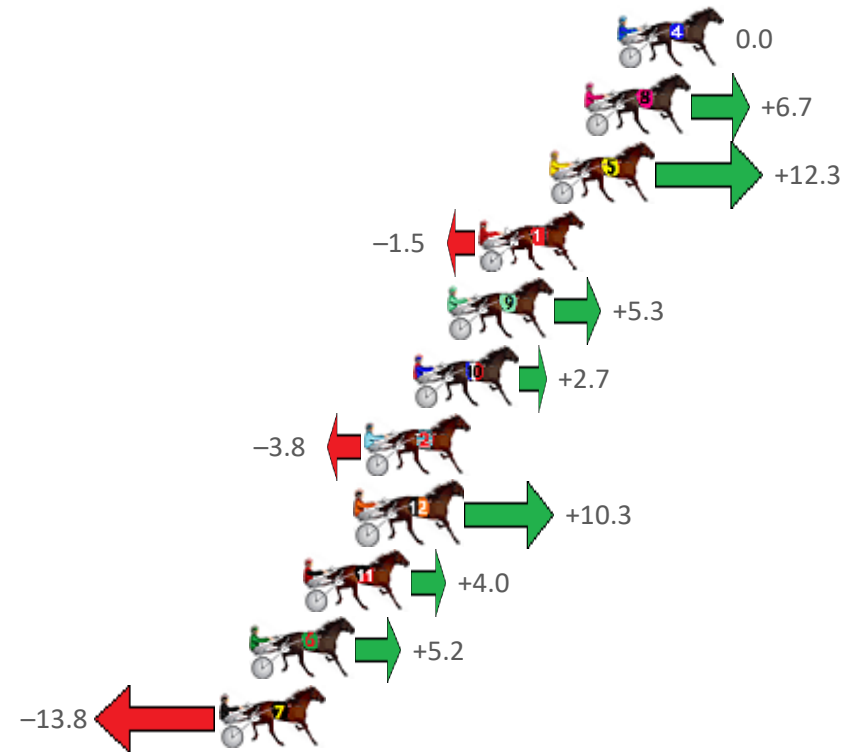
Pinjarra Race 8 Distance 2185m

Monday, 7 November 2022

Gross Time: 2:37.00 MileRate: 1:55.60 LeadTime: 42.80s First Qtr: 30.00s Second Qtr: 28.80s Third Qtr: 27.90s Fourth Qtr: 27.50s

NoHorse	Plc	Mar	800 Posi	400 Posi	Time	3rd Qtr	4th Qtr
4 LAVRA JOE	1	0.0m	0.0m (0)	0.0m (0)	2:37.00	27.90s	27.50s
8 EL CHEMA	2	1.3m	8.0m (0)	9.0m (0)	2:37.09	27.97s	26.97s
5 JUMPINGJACKMAC	3	2.7m	15.0m (1)	15.2m (2)	2:37.20	27.91s	26.65s
1 KIMBLE	4	5.5m	4.0m (0)	5.0m (0)	2:37.40	27.97s	27.53s
9 PINNY TIGER	5	6.7m	12.0m (0)	13.0m (0)	2:37.48	27.97s	27.07s
10 EZANA	6	8.1m	10.8m (1)	11.6m (1)	2:37.59	27.95s	27.26s
2 RAGAZZO MACH	7	10.0m	6.2m (1)	7.4m (1)	2:37.72	27.98s	27.68s
12 ARMA EINSTEIN	8	10.3m	20.6m (0)	22.4m (0)	2:37.75	28.02s	26.67s
11 STAMFORD	9	12.4m	16.4m (0)	17.6m (0)	2:37.90	27.98s	27.14s
6 MIGHTY RONALDO	10	14.6m	19.8m (1)	19.2m (1)	2:38.06	27.86s	27.19s
7 ELDAYTONA	11	15.8m	2.0m (1)	2.8m (1)	2:38.14	27.96s	28.39s

Finish Position and metres gained from 800m



Home of Australian Harness Sectionals
 PJ Harness Analyser Daily Raw Data directly to your inbox

NEW All Victorian Racing added as of 17 January 2022

www.pjdata.com.au
 admin@pjdata.com.au
 www.facebook.com/PJHarnessRacing

RISE Digital, Harness Racing Australia nor the provider accepts any responsibility for the completeness or accuracy of any of the information contained herein, and makes no representations about its suitability for any particular purpose. Users should make their own judgements about those matters and/or seek independent advice. You assume all risks associated with use of data provided on this page

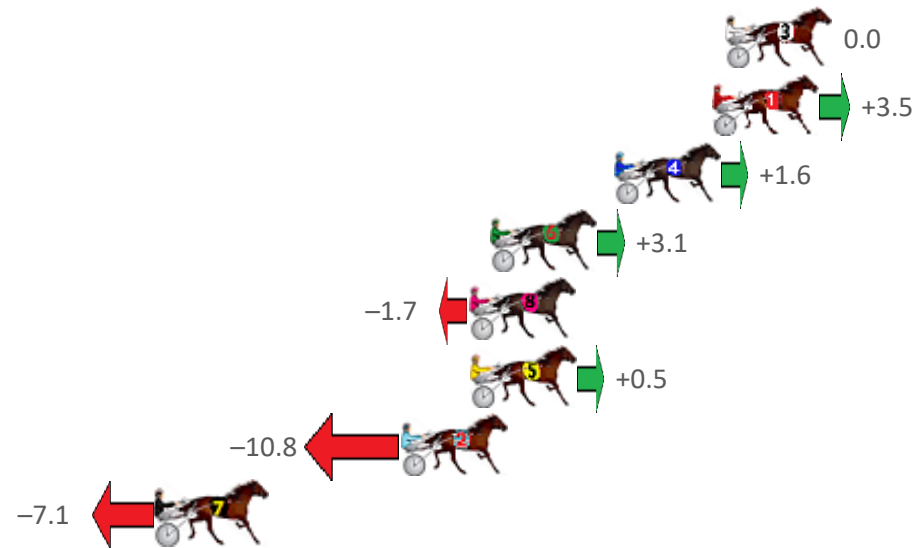
Pinjarra Race 9 Distance 2185m

Monday, 7 November 2022

Gross Time: 2:43.40 MileRate: 2:00.30 LeadTime: 43.10s First Qtr: 31.50s Second Qtr: 30.90s Third Qtr: 29.30s Fourth Qtr: 28.60s

NoHorse	Plc	Mar	800 Posi	400 Posi	Time	3rd Qtr	4th Qtr
3 SUNPATRA	1	0.0m	0.0m (0)	0.0m (0)	2:43.40	29.30s	28.60s
1 INFAMISS	2	0.5m	4.0m (0)	4.2m (0)	2:43.44	29.31s	28.34s
4 PETER ROMEO	3	4.4m	6.0m (1)	6.0m (2)	2:43.73	29.30s	28.49s
6 BE HOME SOON	4	9.3m	12.4m (0)	13.0m (0)	2:44.10	29.34s	28.34s
8 TRUNKEY FETCH	5	10.1m	8.4m (0)	8.8m (0)	2:44.16	29.33s	28.69s
5 ALLABOUTLEGS	6	10.1m	10.6m (1)	10.2m (1)	2:44.16	29.27s	28.59s
2 DELIGHTABLE	7	12.8m	2.0m (1)	2.6m (1)	2:44.36	29.35s	29.33s
7 BOSTON BLUE CHIP	8	22.5m	15.4m (1)	15.0m (1)	2:45.09	29.28s	29.13s

Finish Position and metres gained from 800m





Home of Australian Harness Sectionals
 PJ Harness Analyser Daily Raw Data directly to your inbox

NEW All Victorian Racing added as of 17 January 2022

www.pjdata.com.au
 admin@pjdata.com.au
 www.facebook.com/PJHarnessRacing



RISE Digital, Harness Racing Australia nor the provider accepts any responsibility for the completeness or accuracy of any of the information contained herein, and makes no representations about its suitability for any particular purpose. Users should make their own judgements about those matters and/or seek independent advice. You assume all risks associated with use of data provided on this page