


Pinjarra Race 1 Distance 2185m

Monday, 31 October 2022

Gross Time: 2:44.90 MileRate: 2:01.50 LeadTime: 43.30s First Qtr: 32.30s Second Qtr: 30.20s Third Qtr: 29.90s Fourth Qtr: 29.20s

NoHorse	Plc	Mar	800 Posi	400 Posi	Time	3rd Qtr	4th Qtr
3 IMPERIUM	1	0.0m	0.0m (0)	0.0m (0)	2:44.90	29.90s	29.20s
1 TORREVEAN PINKY	2	2.8m	8.8m (0)	9.2m (0)	2:45.11	29.92s	28.74s
10 SKIPPIN CLASS	3	5.0m	6.4m (1)	6.4m (2)	2:45.28	29.90s	29.10s
7 REG LAWSON	4	5.5m	2.0m (1)	2.6m (1)	2:45.32	29.95s	29.41s
2 DILO SPIRIT	5	6.9m	4.8m (0)	5.0m (0)	2:45.43	29.92s	29.34s
8 CONSTELLATIONJEW	6	11.8m	13.0m (0)	13.2m (0)	2:45.80	29.91s	29.10s
6 MISS WILLOUGHBY	7	12.7m	21.4m (1)	16.2m (1)	2:45.87	29.51s	28.95s
12 FLYING COPPA	8	14.2m	16.8m (2)	13.2m (3)	2:45.99	29.64s	29.27s
11 BONNIE PAULINE	9	22.2m	18.6m (0)	19.8m (0)	2:46.60	29.99s	29.37s
9 ALEXANDRA THEGRE	10	26.7m	10.6m (2)	11.2m (2)	2:46.94	29.96s	30.33s
5 NEVERTELLMETHEO	11	99.1m	5.0m (2)	9.2m (3)	2:52.49	30.29s	35.73s
4 SHE WANTS TO FLY	12	105.8m	15.2m (1)	36.0m (1)	2:53.00	31.49s	34.27s

Finish Position and metres gained from 800m



Home of Australian Harness Sectionals

PJ Harness Analyser Daily Raw Data directly to your inbox

All Victorian Racing added as of 17 January 2022

www.pjdata.com.au admin@pjdata.com.au www.facebook.com/PJHarnessRacing

RISE Digital, Harness Racing Australia nor the provider accepts any responsibility for the completeness or accuracy of any of the information contained herein, and makes no representations about its suitability for any particular purpose. Users should make their own judgements about those matters and/or seek independent advice. You assume all risks associated with use of data provided on this page

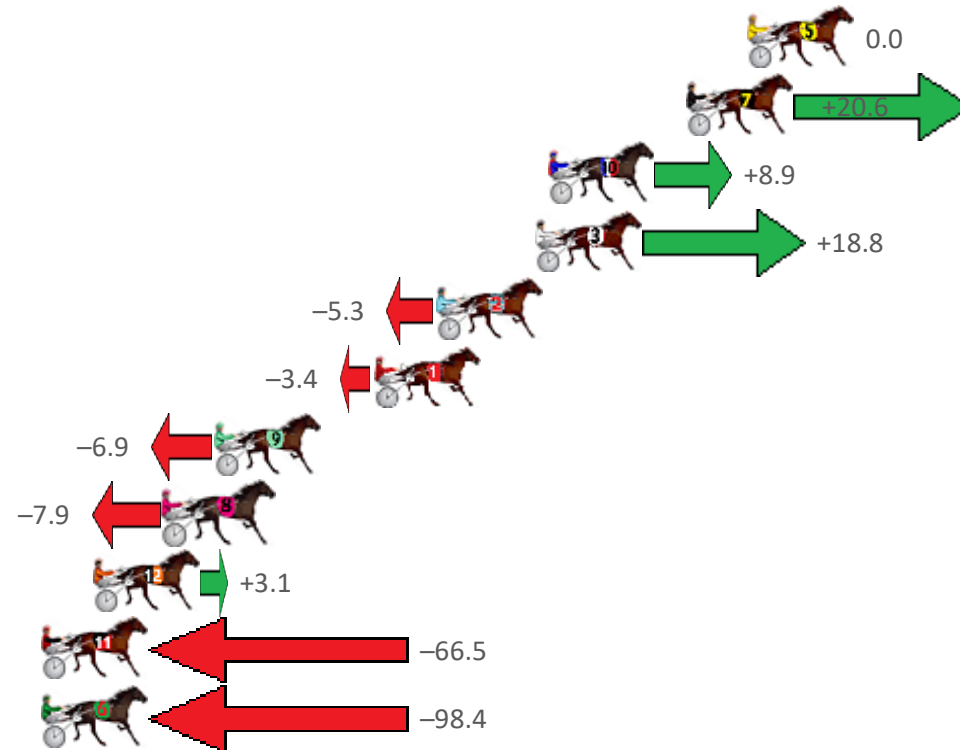
Pinjarra Race 2 Distance 1684m

Monday, 31 October 2022

Gross Time: 2:03.10 MileRate: 1:57.60 LeadTime: 5.20s First Qtr: 28.90s Second Qtr: 29.40s Third Qtr: 29.40s Fourth Qtr: 30.20s

NoHorse	Plc	Mar	800 Posi	400 Posi	Time	3rd Qtr	4th Qtr
5 RISKITFORDABISKIT	1	0.0m	0.0m (0)	0.0m (0)	2:03.10	29.40s	30.20s
7 PAYARA ARMATUS	2	2.4m	23.0m (1)	15.8m (2)	2:03.29	28.88s	29.19s
10 ALTA MONTEL	3	7.9m	16.8m (0)	8.6m (0)	2:03.72	28.79s	30.15s
3 ALTA EGO	4	8.4m	27.2m (0)	13.2m (0)	2:03.76	28.37s	29.84s
2 SPEED FORCE	5	12.3m	7.0m (0)	4.0m (1)	2:04.07	29.17s	30.82s
1 BOLD JACKIE	6	14.8m	11.4m (0)	8.4m (1)	2:04.27	29.17s	30.68s
9 MAXIMUM CHARGE	7	21.1m	14.2m (1)	12.4m (1)	2:04.77	29.26s	30.85s
8 PASTER TEDESCO	8	23.1m	15.2m (2)	25.0m (2)	2:04.93	30.13s	30.06s
12 BATAVIA NORTH	9	25.9m	29.0m (1)	19.8m (2)	2:05.15	28.71s	30.66s
11 DISPATCHER	10	85.7m	19.2m (2)	23.6m (3)	2:09.88	29.66s	34.86s
6 SYNCOPATION	11	108.6m	10.2m (1)	42.0m (1)	2:11.69	31.69s	35.20s

Finish Position and metres gained from 800m



Home of Australian Harness Sectionals
 PJ Harness Analyser Daily Raw Data directly to your inbox

All Victorian Racing added as of 17 January 2022

www.pjdata.com.au
 admin@pjdata.com.au
 www.facebook.com/PJHarnessRacing

RISE Digital, Harness Racing Australia nor the provider accepts any responsibility for the completeness or accuracy of any of the information contained herein, and makes no representations about its suitability for any particular purpose. Users should make their own judgements about those matters and/or seek independent advice. You assume all risks associated with use of data provided on this page

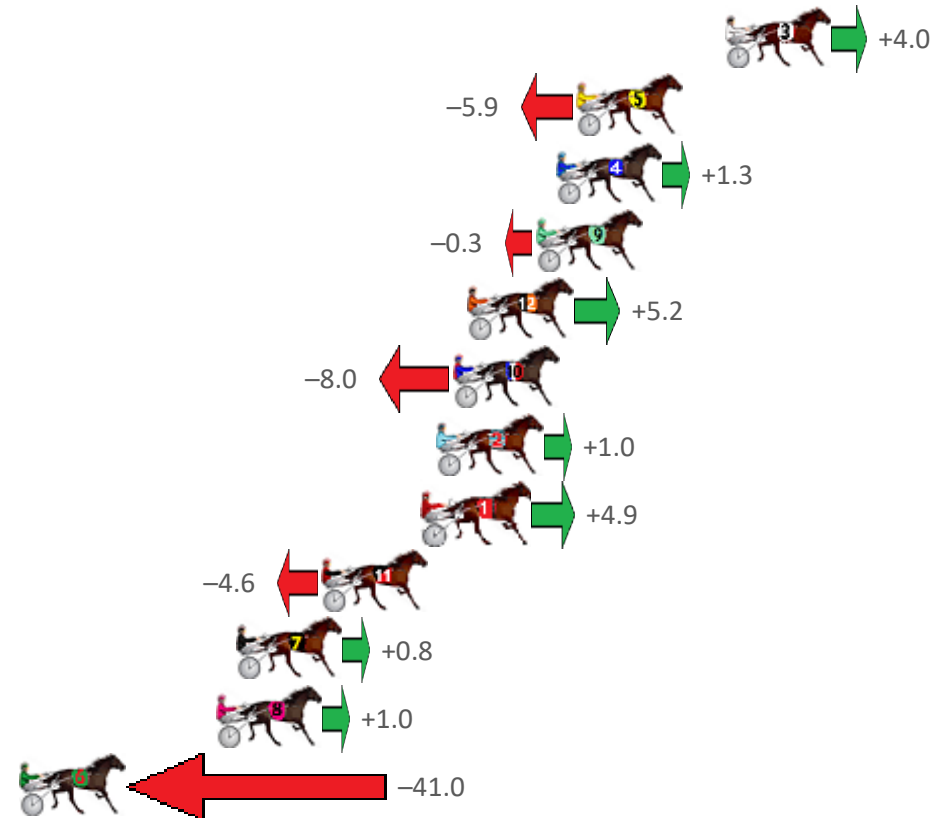
Pinjarra Race 3 Distance 2185m

Monday, 31 October 2022

Gross Time: 2:44.70 MileRate: 2:01.30 LeadTime: 43.00s First Qtr: 32.10s Second Qtr: 29.70s Third Qtr: 30.60s Fourth Qtr: 29.30s

NoHorse	Plc	Mar	800 Posi	400 Posi	Time	3rd Qtr	4th Qtr
3 ALTAIR STAR	1	0.0m	4.0m (0)	4.2m (0)	2:44.70	30.61s	28.99s
5 HEART OF THE ARTS	2	5.9m	0.0m (0)	0.0m (0)	2:45.15	30.61s	29.73s
4 LAST MINI MINOR	3	6.7m	8.0m (0)	8.4m (0)	2:45.21	30.63s	29.18s
9 ANYLOVEISGOODLO	4	7.5m	7.2m (1)	7.2m (1)	2:45.28	30.60s	29.32s
12 TORREVEAN VELOCE	5	10.2m	15.4m (1)	16.0m (1)	2:45.48	30.64s	28.88s
10 HEART OF SAHARA	6	10.8m	2.8m (1)	2.6m (1)	2:45.53	30.60s	29.90s
2 TIMES TICKIN	7	11.4m	12.4m (0)	12.8m (0)	2:45.58	30.63s	29.20s
1 KNOCKEM DOWN R	8	11.9m	16.8m (0)	17.4m (0)	2:45.61	30.64s	28.90s
11 KRIPKE	9	16.0m	11.4m (1)	11.6m (1)	2:45.93	30.62s	29.62s
7 INFAMISS	10	19.4m	20.2m (1)	20.0m (1)	2:46.19	30.58s	29.26s
8 DELIGHTABLE	11	20.2m	21.2m (0)	21.6m (0)	2:46.25	30.63s	29.20s
6 MIDWIFE CALLING	12	67.0m	26.0m (0)	26.4m (0)	2:49.85	30.70s	32.26s

Finish Position and metres gained from 800m



Home of Australian Harness Sectionals
 PJ Harness Analyser Daily Raw Data directly to your inbox

NEW All Victorian Racing added as of 17 January 2022

www.pjdata.com.au
 admin@pjdata.com.au
 www.facebook.com/PJHarnessRacing


Pinjarra Race 4 Distance 2185m

Monday, 31 October 2022

Gross Time: 2:42.70 MileRate: 1:59.80 LeadTime: 42.50s First Qtr: 31.90s Second Qtr: 29.90s Third Qtr: 29.80s Fourth Qtr: 28.60s

NoHorse	Plc	Mar	800 Posi	400 Posi	Time	3rd Qtr	4th Qtr
2 YANKEEDELIGHT	1	0.0m	3.2m (1)	3.4m (1)	2:42.70	29.81s	28.36s
4 RATTLIN LILLY	2	0.1m	8.0m (1)	5.6m (2)	2:42.71	29.62s	28.21s
12 CYCLONE CHARLOTT	3	1.2m	16.6m (1)	10.2m (3)	2:42.79	29.32s	27.96s
7 THE HOPE DIAMOND	4	1.2m	0.0m (0)	0.0m (0)	2:42.79	29.80s	28.69s
11 TONI STREET	5	3.6m	12.0m (1)	9.6m (2)	2:42.97	29.62s	28.17s
3 STAR LILLY	6	4.1m	4.0m (0)	4.0m (0)	2:43.01	29.80s	28.61s
1 BETTER THAN MINT	7	5.2m	8.4m (0)	8.2m (0)	2:43.09	29.78s	28.39s
8 RADIANT BAY	8	15.0m	12.8m (0)	12.6m (1)	2:43.83	29.79s	28.77s
6 ASHANTI PRINCESS	9	19.2m	20.8m (1)	17.2m (1)	2:44.14	29.54s	28.74s
9 RYLEEORIELLY	10	21.2m	17.8m (0)	17.6m (0)	2:44.29	29.79s	28.86s
10 JADES FORTUNE	11	23.3m	22.8m (0)	22.0m (0)	2:44.45	29.74s	28.69s
5 MAGICAL MYSTY	12	32.8m	24.6m (1)	22.2m (1)	2:45.16	29.64s	29.35s

Finish Position and metres gained from 800m





Home of Australian Harness Sectionals
 PJ Harness Analyser Daily Raw Data directly to your inbox

All Victorian Racing added as of 17 January 2022

www.pjdata.com.au
 admin@pjdata.com.au
 www.facebook.com/PJHarnessRacing



RISE Digital, Harness Racing Australia nor the provider accepts any responsibility for the completeness or accuracy of any of the information contained herein, and makes no representations about its suitability for any particular purpose. Users should make their own judgements about those matters and/or seek independent advice. You assume all risks associated with use of data provided on this page

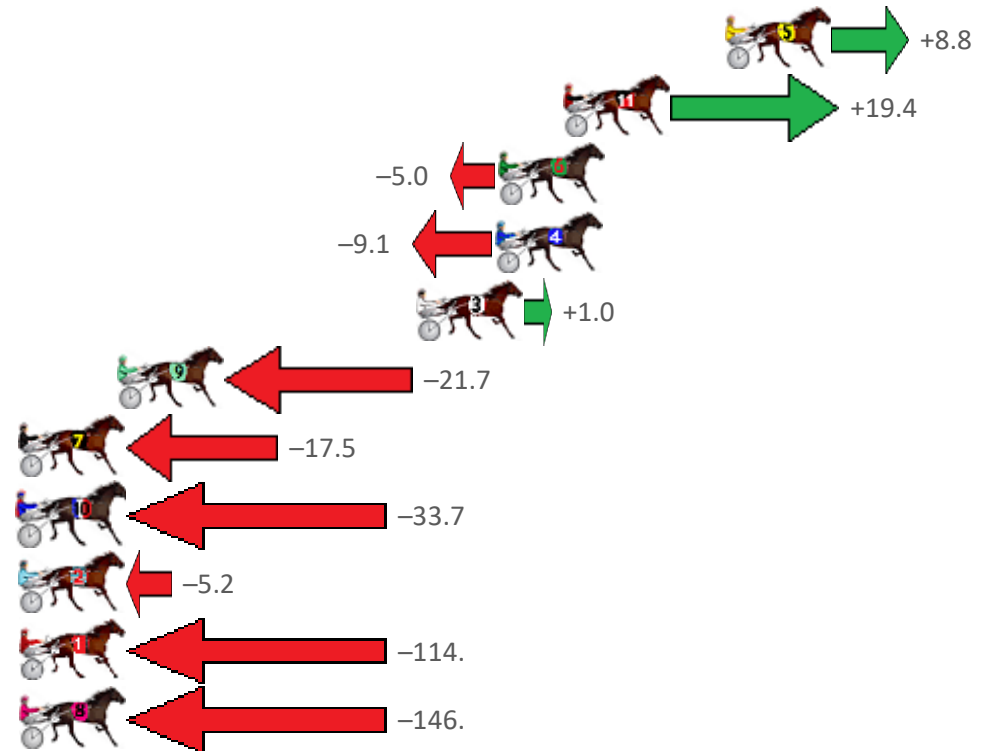
Pinjarra Race 5 Distance 2185m

Monday, 31 October 2022

Gross Time: 2:44.80 MileRate: 2:01.40 LeadTime: 42.00s First Qtr: 31.20s Second Qtr: 29.20s Third Qtr: 31.90s Fourth Qtr: 30.50s

NoHorse	Plc	Mar	800 Posi	400 Posi	Time	3rd Qtr	4th Qtr
5 LUVAF LAIR	1	0.0m	8.8m (0)	8.6m (1)	2:44.80	31.87s	29.85s
11 DARK SECRET	2	6.4m	25.8m (1)	5.6m (2)	2:45.31	30.33s	30.56s
6 FLINGANDWINGIT	3	9.0m	4.0m (0)	4.8m (0)	2:45.52	31.97s	30.82s
4 SKY EAGLE	4	9.1m	0.0m (0)	0.0m (0)	2:45.53	31.92s	31.19s
3 LUCKY CHARM	5	12.2m	13.2m (0)	12.6m (0)	2:45.77	31.85s	30.47s
9 NICKYS SON	6	24.1m	2.4m (1)	2.6m (1)	2:46.72	31.95s	32.13s
7 LIGHTNING CALDER	7	38.3m	20.8m (1)	14.4m (2)	2:47.86	31.45s	32.31s
10 ONE BID BUYS	8	45.1m	11.4m (1)	15.8m (1)	2:48.40	32.29s	32.72s
2 SUNNYS LITTLE ROSE	9	80.2m	75.0m (0)	75.0m (0)	2:51.20	31.91s	30.89s
1 IM GAVOCHE	10	135.2m	21.2m (0)	28.0m (0)	2:55.59	32.61s	38.63s
8 CHICAGO H	11	162.9m	16.4m (1)	55.0m (1)	2:57.80	35.08s	38.68s

Finish Position and metres gained from 800m



Home of Australian Harness Sectionals
 PJ Harness Analyser Daily Raw Data directly to your inbox

All Victorian Racing added as of 17 January 2022

www.pjdata.com.au admin@pjdata.com.au www.facebook.com/PJHarnessRacing

RISE Digital, Harness Racing Australia nor the provider accepts any responsibility for the completeness or accuracy of any of the information contained herein, and makes no representations about its suitability for any particular purpose. Users should make their own judgements about those matters and/or seek independent advice. You assume all risks associated with use of data provided on this page

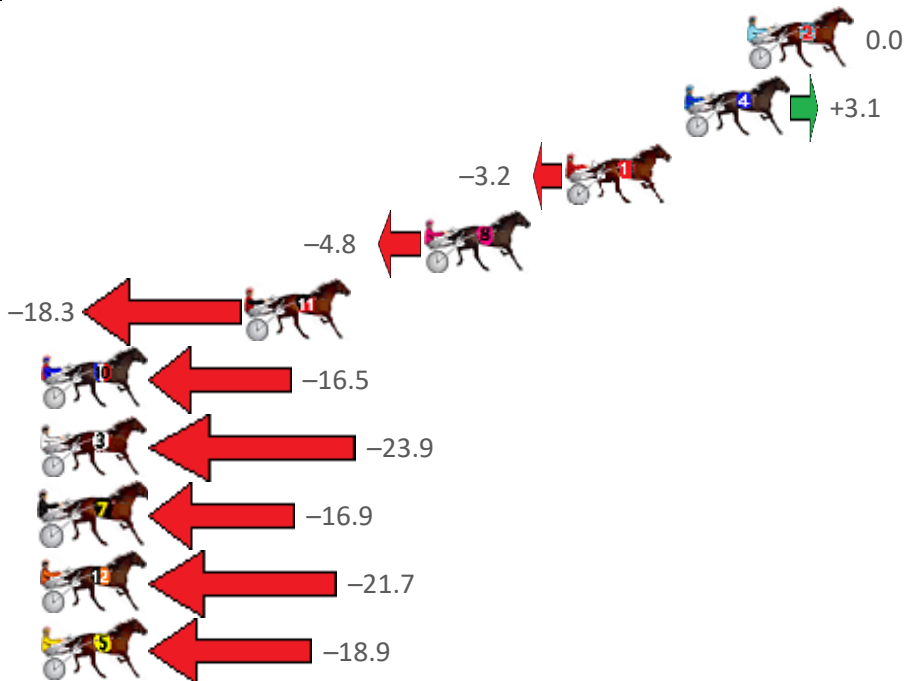
Pinjarra Race 6 Distance 2185m

Monday, 31 October 2022

Gross Time: 2:44.00 MileRate: 2:00.80 LeadTime: 41.30s First Qtr: 33.40s Second Qtr: 31.60s Third Qtr: 29.90s Fourth Qtr: 27.80s

NoHorse	Plc	Mar	800 Posi	400 Posi	Time	3rd Qtr	4th Qtr
2 KOBE EDWARD	1	0.0m	0.0m (0)	0.0m (0)	2:44.00	29.90s	27.80s
4 MISS STEFANI	2	2.5m	5.6m (1)	7.8m (2)	2:44.18	30.04s	27.43s
1 THE INSIDE SCOOP	3	7.2m	4.0m (0)	4.6m (0)	2:44.53	29.95s	27.98s
8 DEVILS COURAGE	4	12.8m	8.0m (0)	9.0m (0)	2:44.94	29.98s	28.06s
11 OH SO GRAND	5	19.9m	1.6m (1)	4.8m (1)	2:45.45	30.17s	28.84s
10 LOVE TO FLY	6	28.3m	11.8m (1)	12.8m (1)	2:46.07	30.01s	28.87s
3 OURCARIBBEANCRUI	7	32.3m	8.4m (2)	10.8m (3)	2:46.36	30.13s	29.29s
7 AMERICAN DUTCHES	8	33.1m	16.2m (0)	13.6m (0)	2:46.42	29.76s	29.15s
12 ALTA HURRAH	9	33.9m	12.2m (0)	13.6m (4)	2:46.48	30.05s	29.20s
5 METEOROID	10	37.7m	18.8m (1)	18.8m (1)	2:46.76	29.95s	29.11s

Finish Position and metres gained from 800m



Home of Australian Harness Sectionals
 PJ Harness Analyser Daily Raw Data directly to your inbox

All Victorian Racing added as of 17 January 2022

www.pjdata.com.au
 admin@pjdata.com.au
 www.facebook.com/PJHarnessRacing

RISE Digital, Harness Racing Australia nor the provider accepts any responsibility for the completeness or accuracy of any of the information contained herein, and makes no representations about its suitability for any particular purpose. Users should make their own judgements about those matters and/or seek independent advice. You assume all risks associated with use of data provided on this page

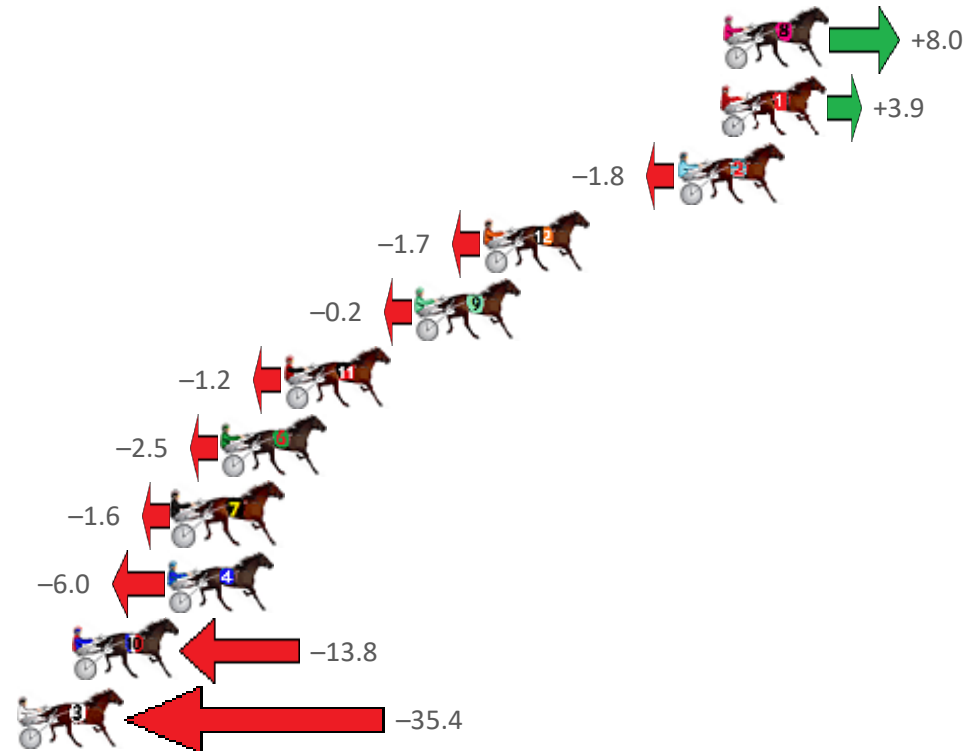
Pinjarra Race 7 Distance 2185m

Monday, 31 October 2022

Gross Time: 2:40.30 MileRate: 1:58.10 LeadTime: 42.00s First Qtr: 31.30s Second Qtr: 29.20s Third Qtr: 29.50s Fourth Qtr: 28.30s

NoHorse	Plc	Mar	800 Posi	400 Posi	Time	3rd Qtr	4th Qtr
8 TIGER BY THE TAIL	1	0.0m	8.0m (0)	8.0m (0)	2:40.30	29.49s	27.74s
1 CHRYSOPRASE	2	0.1m	4.0m (0)	4.0m (0)	2:40.31	29.49s	28.03s
2 LOUIE LEBEAU	3	1.8m	0.0m (0)	0.0m (0)	2:40.43	29.50s	28.43s
12 CARIBBEAN LILY	4	9.5m	7.8m (1)	7.4m (1)	2:41.01	29.47s	28.45s
9 GOV STARZZZ	5	12.2m	12.0m (0)	12.0m (0)	2:41.21	29.50s	28.31s
11 GODDESS OF REASO	6	17.4m	16.2m (0)	16.2m (0)	2:41.59	29.50s	28.38s
6 TOTAL ECLIPSE	7	19.9m	17.4m (2)	10.4m (3)	2:41.78	29.01s	28.97s
7 DOVE CRY	8	21.8m	20.2m (0)	16.8m (1)	2:41.92	29.26s	28.65s
4 ICY WINDS	9	22.0m	16.0m (1)	14.0m (2)	2:41.94	29.37s	28.86s
10 ENDLESS POSSIBILITY	10	25.8m	12.0m (1)	12.6m (1)	2:42.22	29.56s	29.23s
3 LUKE ATTACK	11	39.2m	3.8m (1)	3.4m (1)	2:43.21	29.52s	30.82s

Finish Position and metres gained from 800m



Home of Australian Harness Sectionals
 PJ Harness Analyser Daily Raw Data directly to your inbox

All Victorian Racing added as of 17 January 2022

www.pjdata.com.au admin@pjdata.com.au www.facebook.com/PJHarnessRacing

RISE Digital, Harness Racing Australia nor the provider accepts any responsibility for the completeness or accuracy of any of the information contained herein, and makes no representations about its suitability for any particular purpose. Users should make their own judgements about those matters and/or seek independent advice. You assume all risks associated with use of data provided on this page


Pinjarra Race 8 Distance 2631m

Monday, 31 October 2022

Gross Time: 3:16.50 MileRate: 2:00.20 LeadTime: 78.90s First Qtr: 31.30s Second Qtr: 29.00s Third Qtr: 29.00s Fourth Qtr: 28.30s

NoHorse	Plc	Mar	800 Posi	400 Posi	Time	3rd Qtr	4th Qtr
2 AUSSIE SCOOTER	1	0.0m	6.2m (1)	6.0m (2)	3:16.50	28.98s	27.88s
10 HIMSELF	2	0.5m	2.2m (1)	2.4m (1)	3:16.54	29.01s	28.17s
8 THE STARS ABOVE	3	2.2m	0.0m (0)	0.0m (0)	3:16.66	29.00s	28.45s
6 CHEDDAR IS BETTER	4	5.9m	4.0m (0)	5.4m (0)	3:16.94	29.10s	28.34s
12 GEE SMITH	5	12.6m	18.0m (0)	16.2m (0)	3:17.44	28.87s	28.05s
14 THE CODE BREAKER	6	12.8m	18.0m (1)	18.0m (3)	3:17.45	29.00s	27.93s
4 MANOFTHEPEOPLE	7	22.4m	8.6m (0)	11.6m (0)	3:18.17	29.22s	29.06s
7 LEAP OF FAITH	8	23.3m	10.2m (1)	12.2m (1)	3:18.23	29.15s	29.08s
13 AWAITINGINSTRUCTI	9	24.6m	22.2m (0)	26.6m (0)	3:18.33	29.31s	28.16s
11 REBEL WITH A GRIN	10	30.4m	22.4m (1)	22.0m (1)	3:18.76	28.98s	28.89s
3 HES ROYAL BLUE	11	32.4m	13.8m (0)	17.4m (1)	3:18.91	29.27s	29.36s
9 TWOBOB CRACKER	12	39.6m	14.2m (1)	14.6m (2)	3:19.44	29.05s	30.06s

Finish Position and metres gained from 800m



Home of Australian Harness Sectionals
 PJ Harness Analyser Daily Raw Data directly to your inbox

All Victorian Racing added as of 17 January 2022

www.pjdata.com.au admin@pjdata.com.au www.facebook.com/PJHarnessRacing

RISE Digital, Harness Racing Australia nor the provider accepts any responsibility for the completeness or accuracy of any of the information contained herein, and makes no representations about its suitability for any particular purpose. Users should make their own judgements about those matters and/or seek independent advice. You assume all risks associated with use of data provided on this page

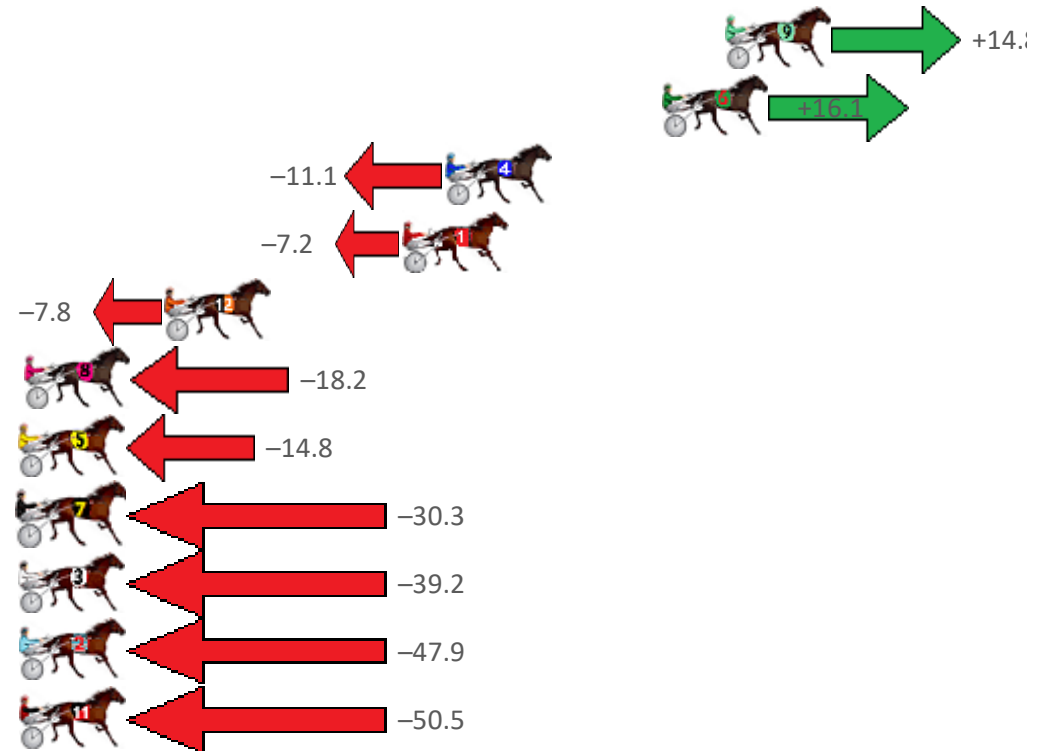
Pinjarra Race 9 Distance 1684m

Monday, 31 October 2022

Gross Time: 1:58.60 MileRate: 1:53.30 LeadTime: 5.10s First Qtr: 28.20s Second Qtr: 28.20s Third Qtr: 29.60s Fourth Qtr: 27.50s

NoHorse	Plc	Mar	800 Posi	400 Posi	Time	3rd Qtr	4th Qtr
9 PRINCE OF PLEASUR	1	0.0m	14.8m (1)	6.2m (3)	1:58.60	28.97s	27.08s
6 EL CHEMA	2	2.5m	18.6m (1)	10.6m (3)	1:58.78	29.01s	26.95s
4 CHEER THE MAJOR	3	11.1m	0.0m (0)	0.0m (0)	1:59.40	29.63s	28.26s
1 MISS SERENADE	4	12.8m	5.6m (0)	4.2m (0)	1:59.53	29.52s	28.09s
12 FASTER THAN DAD	5	22.2m	14.4m (0)	12.4m (0)	2:00.21	29.48s	28.17s
8 BURGHLEY SHARD	6	27.8m	9.6m (0)	8.4m (0)	2:00.61	29.57s	28.83s
5 BAYARDO	7	33.4m	18.6m (0)	16.6m (1)	2:01.02	29.50s	28.65s
7 SPECIAL LADY	8	36.7m	6.4m (1)	6.0m (1)	2:01.26	29.65s	29.60s
3 REGAL AURA	9	41.2m	2.0m (1)	2.0m (1)	2:01.58	29.70s	30.18s
2 NORTHERN GAZE	10	58.3m	10.4m (1)	11.6m (1)	2:02.82	29.81s	30.69s
11 KURAI KAGE	11	59.9m	9.4m (2)	8.8m (2)	2:02.93	29.69s	30.99s

Finish Position and metres gained from 800m



Home of Australian Harness Sectionals
 PJ Harness Analyser Daily Raw Data directly to your inbox

All Victorian Racing added as of 17 January 2022

www.pjdata.com.au admin@pjdata.com.au www.facebook.com/PJHarnessRacing

RISE Digital, Harness Racing Australia nor the provider accepts any responsibility for the completeness or accuracy of any of the information contained herein, and makes no representations about its suitability for any particular purpose. Users should make their own judgements about those matters and/or seek independent advice. You assume all risks associated with use of data provided on this page