

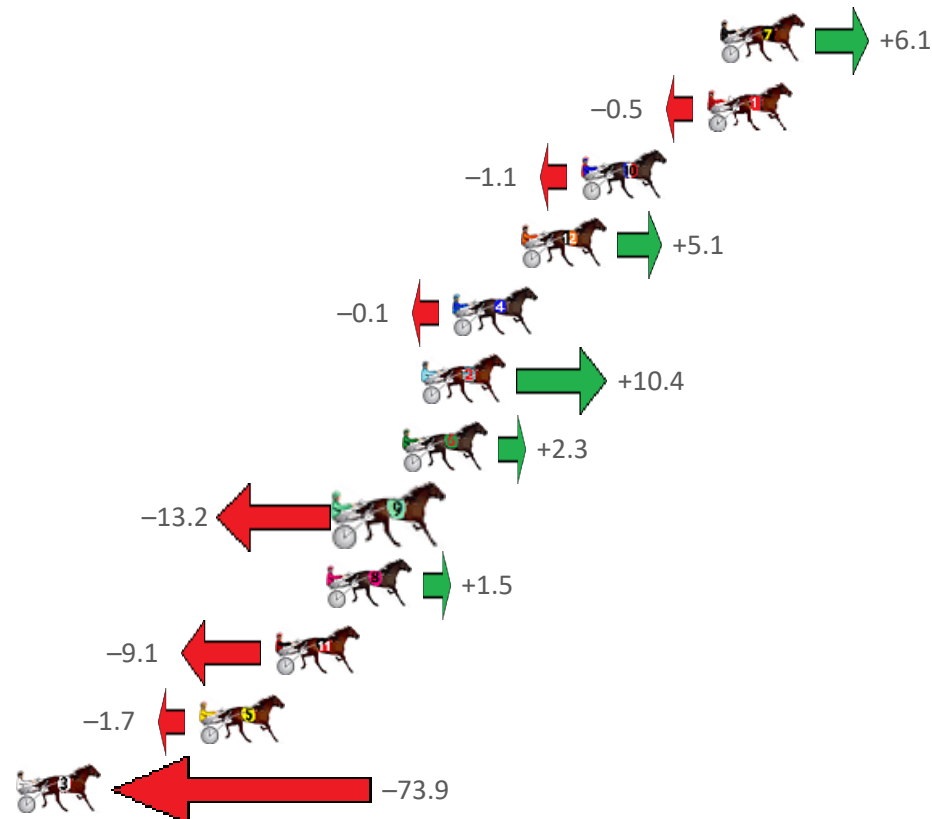
Gloucester Park Race 1 Distance 2130m

Friday, 2 December 2022

Gross Time: 2:35.00 MileRate: 1:57.10 LeadTime: 37.00s First Qtr: 29.90s Second Qtr: 30.40s Third Qtr: 29.20s Fourth Qtr: 28.50s

NoHorse	Plc	Mar	800 Posi	400 Posi	Time	3rd Qtr	4th Qtr
7 SUGAR STREET	1	0.0m	6.1m (1)	7.6m (1)	2:35.00	29.30s	27.96s
1 IFEL SIKDARL	2	0.5m	0.0m (0)	0.0m (0)	2:35.04	29.20s	28.54s
10 BALTIC ACE	3	5.5m	4.4m (0)	4.5m (0)	2:35.41	29.20s	28.59s
12 ROCKNROLL ELLIOT	4	7.9m	13.0m (0)	12.8m (0)	2:35.59	29.18s	28.17s
4 ROCKSTAR REBEL	5	10.6m	10.5m (1)	11.7m (1)	2:35.79	29.28s	28.45s
2 FASTER THAN DAD	6	11.9m	22.3m (0)	21.8m (0)	2:35.89	29.14s	27.83s
6 GETN WIGGY WITHIT	7	12.6m	14.9m (1)	15.7m (1)	2:35.94	29.24s	28.32s
9 ARMED REACTOR	8	14.9m	1.7m (1)	3.4m (1)	2:36.12	29.32s	29.37s
8 VULCAN STAR	9	15.6m	17.1m (0)	17.6m (0)	2:36.17	29.22s	28.41s
11 TINSELTOWN	10	17.7m	8.6m (0)	8.4m (0)	2:36.32	29.18s	29.22s
5 MISTER FORTUNIA	11	20.7m	19.0m (1)	19.6m (1)	2:36.55	29.22s	28.65s
3 LITTLE BITOF FUN	12	173.1m	99.2m (0)	114.3m (0)	2:47.96	30.20s	33.26s

Finish Position and metres gained from 800m






PJ Harness Analyser

VERSION 4.02 OUT NOW

REGISTER NOW TO TRY IT FOR FREE IN DECEMBER

www.facebook.com/PJHarnessRacing




RISE Digital, Harness Racing Australia nor the provider accepts any responsibility for the completeness or accuracy of any of the information contained herein, and makes no representations about its suitability for any particular purpose. Users should make their own judgements about those matters and/or seek independent advice. You assume all risks associated with use of data provided on this page

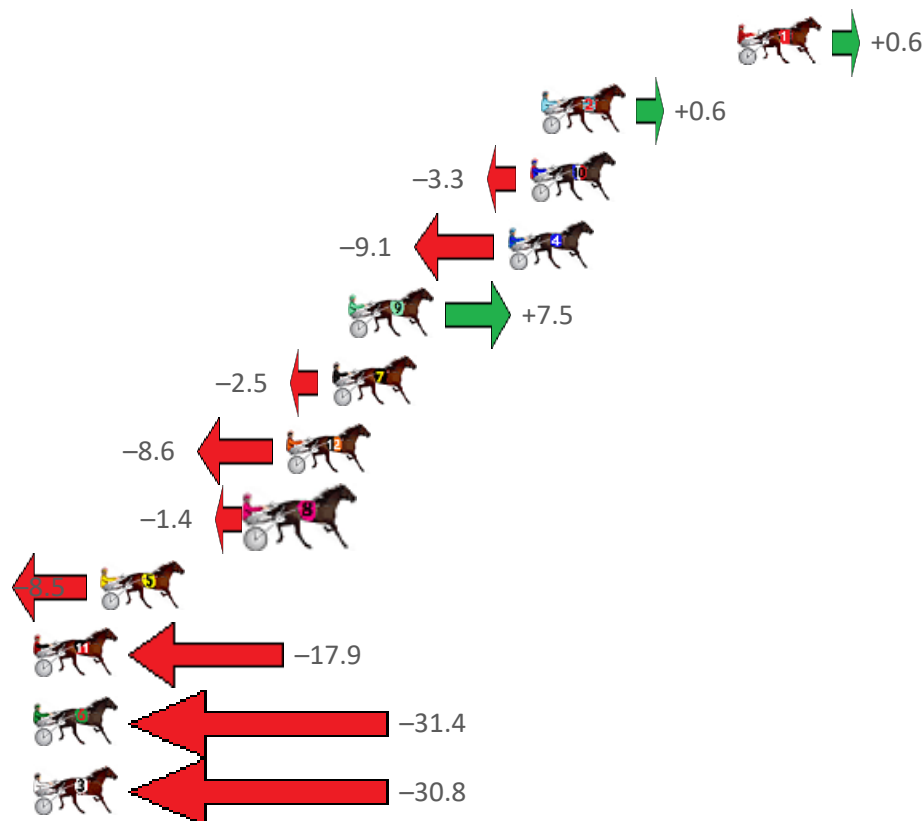
Gloucester Park Race 2 Distance 1730m

Friday, 2 December 2022

Gross Time: 2:03.00 MileRate: 1:54.40 LeadTime: 7.60s First Qtr: 29.00s Second Qtr: 29.80s Third Qtr: 27.80s Fourth Qtr: 28.80s

NoHorse	Plc	Mar	800 Posi	400 Posi	Time	3rd Qtr	4th Qtr
1 MASTER PUBLISHER	1	0.0m	0.6m (0)	0.0m (0)	2:03.00	27.76s	28.80s
2 WITHOUTHETUH	2	7.8m	8.4m (1)	12.3m (2)	2:03.59	28.08s	28.53s
10 CARRERA MACH	3	8.2m	4.9m (0)	4.8m (0)	2:03.62	27.80s	29.08s
4 MIRRAGON	4	9.1m	0.0m (1)	0.6m (1)	2:03.69	27.84s	29.45s
9 KNOW WHEN TO RU	5	15.4m	22.9m (0)	25.3m (1)	2:04.16	28.00s	28.18s
7 MARQUISARD	6	16.1m	13.6m (0)	17.6m (0)	2:04.22	28.10s	28.78s
12 TWOANDAHALF TIGE	7	17.9m	9.3m (0)	11.9m (0)	2:04.35	28.00s	29.31s
8 MAJOR MUCHA	8	19.1m	17.7m (0)	21.9m (0)	2:04.44	28.12s	28.70s
5 THE KRAKEN	9	25.3m	16.8m (1)	21.4m (1)	2:04.91	28.14s	29.21s
11 MCARDLES GEM	10	30.4m	12.5m (1)	17.7m (1)	2:05.30	28.18s	29.86s
6 BETTORSTARTDREA	11	35.2m	3.8m (2)	18.8m (2)	2:05.66	28.86s	30.14s
3 WESTERN ARTERRA	12	35.2m	4.4m (1)	13.1m (1)	2:05.66	28.42s	30.54s

Finish Position and metres gained from 800m






PJ Harness Analyser

VERSION 4.02 OUT NOW

REGISTER NOW TO TRY IT FOR FREE IN DECEMBER

www.facebook.com/PJHarnessRacing




RISE Digital, Harness Racing Australia nor the provider accepts any responsibility for the completeness or accuracy of any of the information contained herein, and makes no representations about its suitability for any particular purpose. Users should make their own judgements about those matters and/or seek independent advice. You assume all risks associated with use of data provided on this page

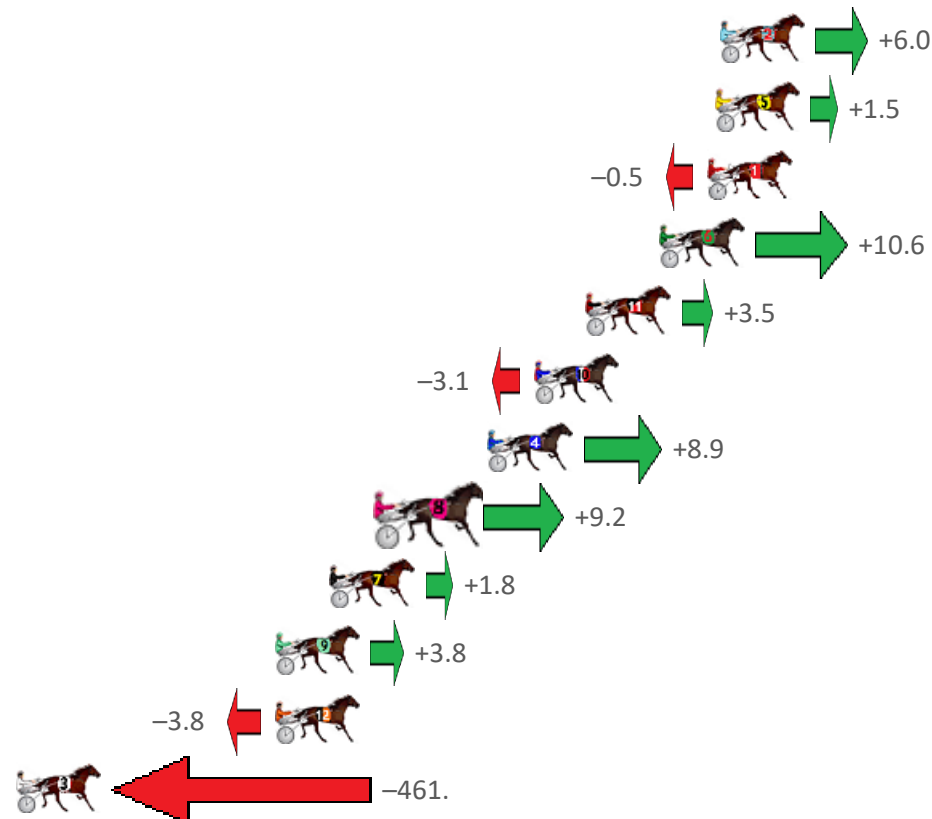
Gloucester Park Race 3 Distance 2130m

Friday, 2 December 2022

Gross Time: 2:34.30 MileRate: 1:56.60 LeadTime: 36.70s First Qtr: 30.80s Second Qtr: 29.90s Third Qtr: 28.40s Fourth Qtr: 28.50s

NoHorse	Plc	Mar	800 Posi	400 Posi	Time	3rd Qtr	4th Qtr
2 BETTOR GET IT ON	1	0.0m	6.0m (1)	6.8m (1)	2:34.30	28.46s	28.02s
5 EIGHTEEN CARAT	2	0.2m	1.7m (1)	2.6m (1)	2:34.31	28.46s	28.33s
1 FIFTY FIVE REBORN	3	0.5m	0.0m (0)	0.0m (0)	2:34.34	28.40s	28.54s
6 BOORAA	4	2.4m	13.0m (0)	11.1m (1)	2:34.48	28.26s	27.90s
11 VIVERE DAMORE	5	5.3m	8.8m (0)	8.5m (0)	2:34.70	28.38s	28.30s
10 STAR OF DIAMONDS	6	7.4m	4.3m (0)	4.5m (0)	2:34.85	28.42s	28.73s
4 THREE RUMOURS	7	9.2m	18.1m (1)	17.9m (1)	2:34.99	28.38s	27.93s
8 MISS LIMELIGHT	8	13.2m	22.4m (1)	26.6m (1)	2:35.29	28.70s	27.61s
7 ARMA INDIE	9	15.5m	17.3m (0)	16.4m (0)	2:35.46	28.34s	28.50s
9 DIAMOND DAZE	10	17.7m	21.5m (0)	21.5m (0)	2:35.62	28.40s	28.30s
12 AMERICAN ARMA	11	17.7m	13.9m (1)	13.6m (2)	2:35.62	28.38s	28.86s
3 MISS LAMARR	12	471.5m	9.9m (1)	312.8m (1)	3:09.59	49.82s	41.67s

Finish Position and metres gained from 800m







PJ Harness Analyser

VERSION 4.02 OUT NOW

REGISTER NOW TO TRY IT FOR FREE IN DECEMBER

www.facebook.com/PJHarnessRacing




RISE Digital, Harness Racing Australia nor the provider accepts any responsibility for the completeness or accuracy of any of the information contained herein, and makes no representations about its suitability for any particular purpose. Users should make their own judgements about those matters and/or seek independent advice. You assume all risks associated with use of data provided on this page

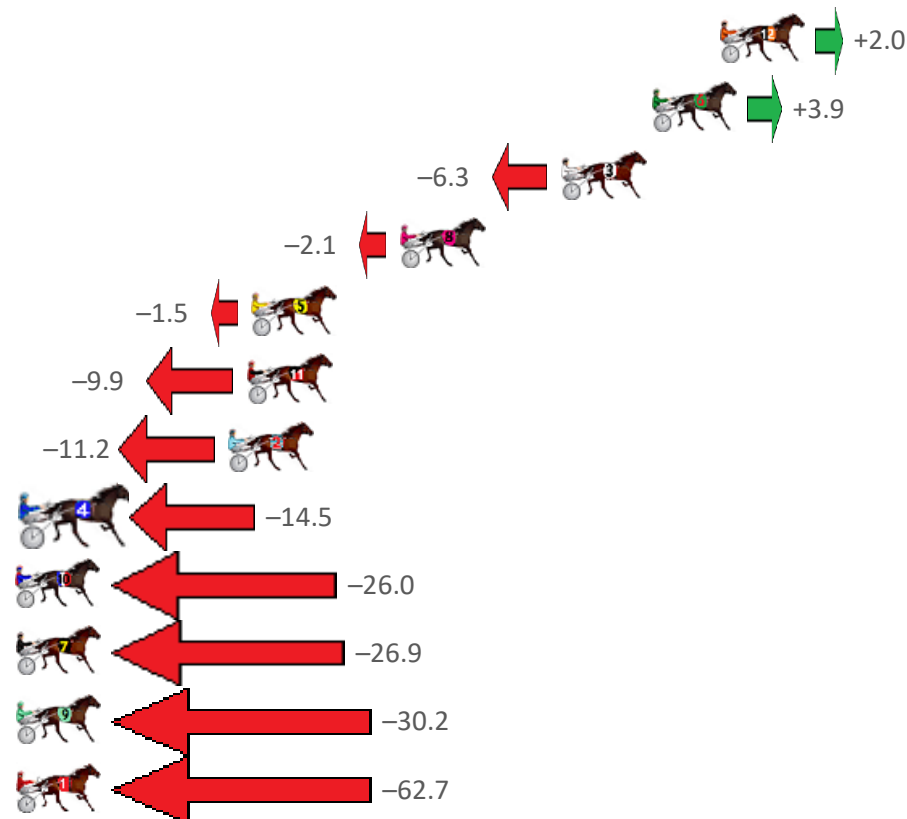
Gloucester Park Race 4 Distance 2536m

Friday, 2 December 2022

Gross Time: 3:03.50 MileRate: 1:56.40 LeadTime: 67.90s First Qtr: 30.00s Second Qtr: 29.20s Third Qtr: 28.20s Fourth Qtr: 28.20s

NoHorse	Plc	Mar	800 Posi	400 Posi	Time	3rd Qtr	4th Qtr
12 GAMBIT	1	0.0m	2.0m (2)	0.0m (1)	3:03.50	28.06s	28.20s
6 PRINCE OF PLEASUR	2	2.7m	6.6m (2)	4.3m (1)	3:03.70	28.04s	28.10s
3 FANCI A DANCE	3	6.3m	0.0m (1)	0.8m (0)	3:03.97	28.26s	28.61s
8 MIGHTY CONQUERO	4	12.7m	10.6m (2)	9.2m (2)	3:04.44	28.10s	28.50s
5 IDEAL AGENT	5	18.6m	17.1m (0)	24.0m (1)	3:04.88	28.68s	27.90s
11 RAGAZZO MACH	6	18.8m	8.9m (0)	19.7m (0)	3:04.89	28.96s	28.22s
2 WHATABRO	7	19.5m	8.3m (1)	14.6m (2)	3:04.95	28.64s	28.62s
4 ROCKABALL	8	27.3m	12.8m (0)	19.2m (2)	3:05.52	28.64s	28.88s
10 MIRACLE MOOSE	9	30.9m	4.9m (0)	15.4m (1)	3:05.79	28.94s	29.41s
7 JASPERVELLABEACH	10	31.2m	4.3m (1)	11.1m (1)	3:05.81	28.68s	29.73s
9 JACK FARTHING	11	42.5m	12.3m (1)	15.8m (3)	3:06.65	28.44s	30.25s
1 BABYFACE ADDA	12	63.6m	0.9m (0)	12.0m (0)	3:08.21	28.98s	32.08s

Finish Position and metres gained from 800m







PJ Harness Analyser

VERSION 4.02 OUT NOW

REGISTER NOW TO TRY IT FOR FREE IN DECEMBER

www.facebook.com/PJHarnessRacing




RISE Digital, Harness Racing Australia nor the provider accepts any responsibility for the completeness or accuracy of any of the information contained herein, and makes no representations about its suitability for any particular purpose. Users should make their own judgements about those matters and/or seek independent advice. You assume all risks associated with use of data provided on this page

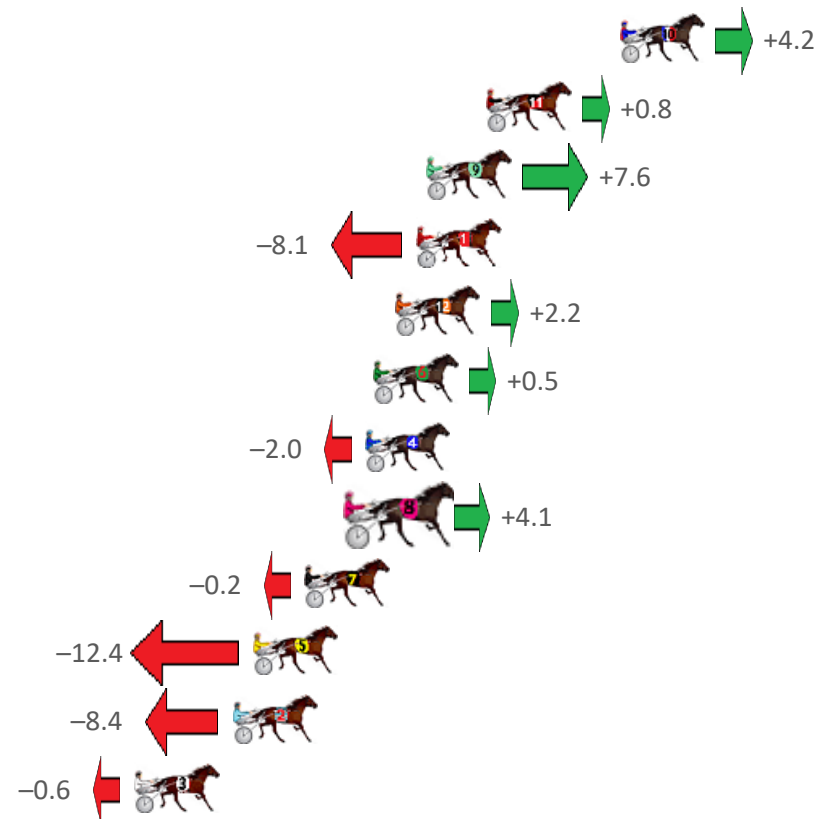
Gloucester Park Race 5 Distance 2130m

Friday, 2 December 2022

Gross Time: 2:33.20 MileRate: 1:55.70 LeadTime: 36.20s First Qtr: 29.80s Second Qtr: 29.30s Third Qtr: 28.90s Fourth Qtr: 29.00s

NoHorse	Plc	Mar	800 Posi	400 Posi	Time	3rd Qtr	4th Qtr
10 PINNY TIGER	1	0.0m	4.2m (0)	3.9m (0)	2:33.20	28.88s	28.72s
11 JUMPINGJACKMAC	2	5.3m	6.1m (2)	2.0m (2)	2:33.60	28.60s	29.26s
9 MACHNIFICENT	3	7.7m	15.3m (1)	14.8m (1)	2:33.79	28.86s	28.52s
1 EL CHEMA	4	8.1m	0.0m (0)	0.0m (0)	2:33.82	28.90s	29.62s
12 LAVRA JOE	5	8.9m	11.1m (1)	10.9m (3)	2:33.88	28.89s	28.89s
6 MIGHTY RONALDO	6	9.8m	10.3m (2)	4.8m (3)	2:33.95	28.51s	29.40s
4 STAMFORD	7	10.1m	8.1m (0)	7.8m (0)	2:33.97	28.88s	29.21s
8 FINVARRA	8	10.4m	14.5m (2)	10.7m (4)	2:33.99	28.63s	29.02s
7 THE AMBER HARE	9	12.5m	12.3m (0)	12.2m (0)	2:34.15	28.90s	29.07s
5 HIMSELF	10	14.6m	2.2m (1)	4.8m (1)	2:34.31	29.08s	29.77s
2 TENZING BROMAC	11	15.4m	7.0m (1)	8.1m (2)	2:34.37	28.98s	29.59s
3 BLITZEMBYE	12	19.3m	18.7m (0)	16.1m (0)	2:34.67	28.72s	29.31s

Finish Position and metres gained from 800m







PJ Harness Analyser

VERSION 4.02 OUT NOW

REGISTER NOW TO TRY IT FOR FREE IN DECEMBER

www.facebook.com/PJHarnessRacing




RISE Digital, Harness Racing Australia nor the provider accepts any responsibility for the completeness or accuracy of any of the information contained herein, and makes no representations about its suitability for any particular purpose. Users should make their own judgements about those matters and/or seek independent advice. You assume all risks associated with use of data provided on this page

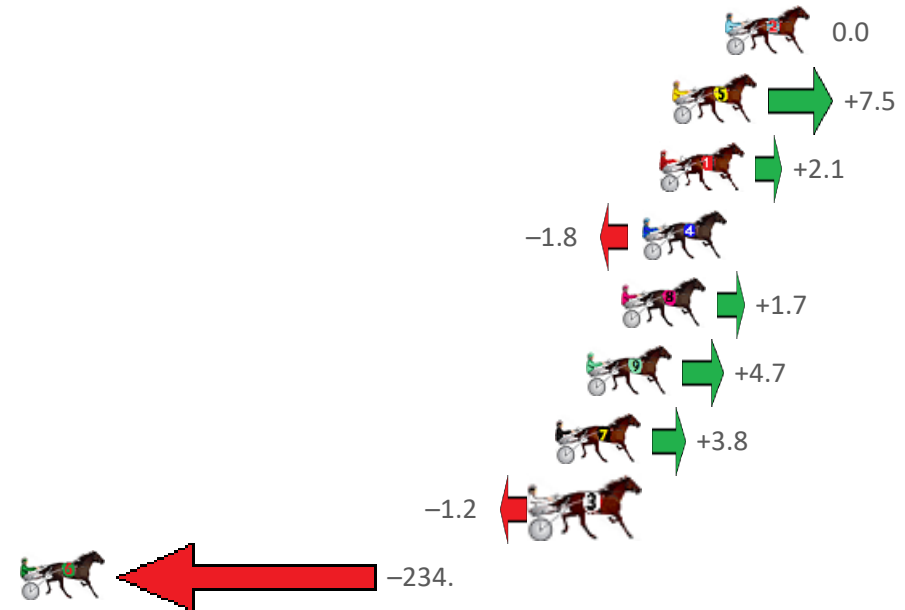
Gloucester Park Race 6 Distance 2130m


Friday, 2 December 2022

Gross Time: 2:34.40 MileRate: 1:56.60 LeadTime: 37.90s First Qtr: 30.30s Second Qtr: 29.70s Third Qtr: 27.70s Fourth Qtr: 28.80s

NoHorse	Plc	Mar	800 Posi	400 Posi	Time	3rd Qtr	4th Qtr
2 ELDAYTONA	1	0.0m	0.0m (0)	0.0m (0)	2:34.40	27.70s	28.80s
5 TUAS DELIGHT	2	2.1m	9.6m (0)	12.0m (0)	2:34.56	27.88s	28.12s
1 ALTA RHETT	3	2.6m	4.7m (0)	7.1m (0)	2:34.60	27.88s	28.50s
4 ANGEL IN WHITE	4	3.3m	1.5m (1)	7.2m (1)	2:34.65	28.10s	28.55s
8 THEO AVIATOR	5	4.1m	5.8m (2)	8.3m (2)	2:34.71	27.88s	28.53s
9 BEAT CITY	6	5.5m	10.2m (2)	12.9m (2)	2:34.82	27.90s	28.31s
7 PRADASON	7	6.7m	10.5m (1)	15.7m (0)	2:34.91	28.08s	28.21s
3 TYPHOON BANNER	8	7.3m	6.1m (1)	12.9m (1)	2:34.95	28.18s	28.45s
6 BRACKEN SKY	9	249.0m	14.2m (0)	165.5m (0)	2:53.22	38.34s	36.00s

Finish Position and metres gained from 800m









Harness Analyser

VERSION 4.02 OUT NOW

REGISTER NOW TO TRY IT FOR FREE IN DECEMBER

www.facebook.com/PJHarnessRacing

RISE Digital, Harness Racing Australia nor the provider accepts any responsibility for the completeness or accuracy of any of the information contained herein, and makes no representations about its suitability for any particular purpose. Users should make their own judgements about those matters and/or seek independent advice. You assume all risks associated with use of data provided on this page

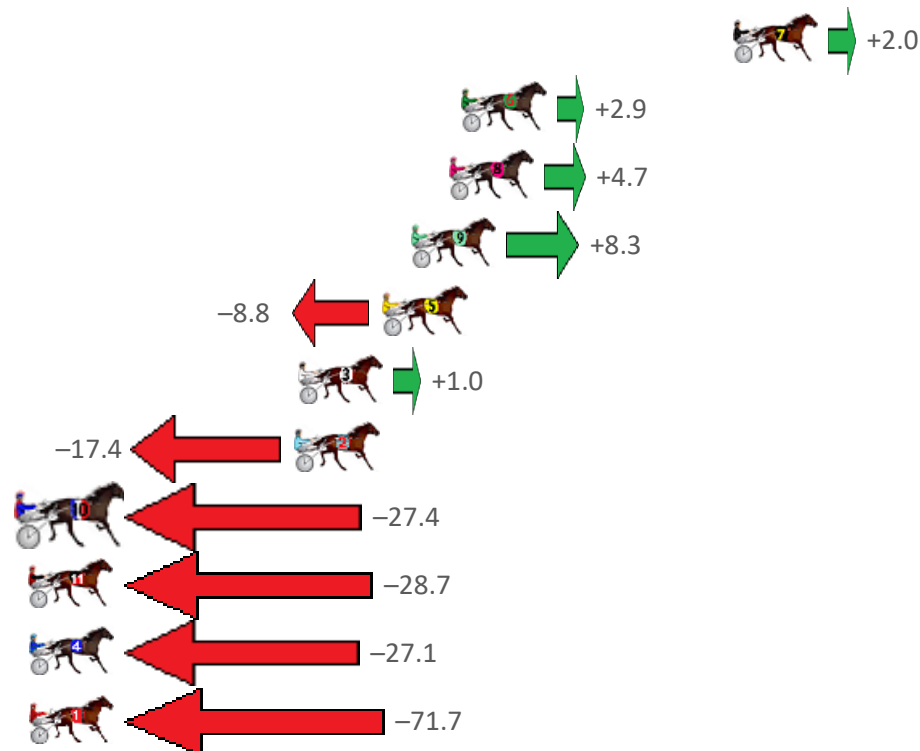
Gloucester Park Race 7 Distance 2130m

Friday, 2 December 2022

Gross Time: 2:35.90 MileRate: 1:57.80 LeadTime: 36.20s First Qtr: 32.30s Second Qtr: 29.60s Third Qtr: 28.20s Fourth Qtr: 29.60s

NoHorse	Plc	Mar	800 Posi	400 Posi	Time	3rd Qtr	4th Qtr
7 LITTLE DARLING	1	0.0m	2.0m (1)	0.0m (1)	2:35.90	28.06s	29.60s
6 BONSTAR	2	10.8m	13.7m (0)	12.2m (0)	2:36.74	28.12s	29.56s
8 CATCH THE RED EYE	3	11.3m	16.0m (1)	13.1m (2)	2:36.78	28.02s	29.53s
9 WALL STREET GIRL	4	12.8m	21.1m (1)	17.3m (1)	2:36.89	27.96s	29.35s
5 FIVE BANGLES	5	13.9m	5.1m (0)	4.2m (1)	2:36.98	28.14s	30.38s
3 IMA TINY DANCER	6	17.3m	18.3m (0)	16.4m (0)	2:37.24	28.10s	29.76s
2 ELLI MIRANDO	7	17.4m	0.0m (0)	0.5m (0)	2:37.25	28.24s	30.91s
10 CHAMPAGNE EVERY	8	34.3m	6.9m (1)	3.9m (2)	2:38.56	28.00s	31.98s
11 CHERRY ON THE CAK	9	38.1m	9.4m (0)	7.8m (0)	2:38.86	28.10s	32.00s
4 SPORT SPORT SPORT	10	39.1m	12.0m (1)	9.2m (1)	2:38.93	28.02s	31.97s
1 TORREVEAN AMY	11	168.7m	97.0m (0)	112.4m (0)	2:48.99	29.48s	34.61s

Finish Position and metres gained from 800m






PJ Harness Analyser

VERSION 4.02 OUT NOW

REGISTER NOW TO TRY IT FOR FREE IN DECEMBER

www.facebook.com/PJHarnessRacing




RISE Digital, Harness Racing Australia nor the provider accepts any responsibility for the completeness or accuracy of any of the information contained herein, and makes no representations about its suitability for any particular purpose. Users should make their own judgements about those matters and/or seek independent advice. You assume all risks associated with use of data provided on this page

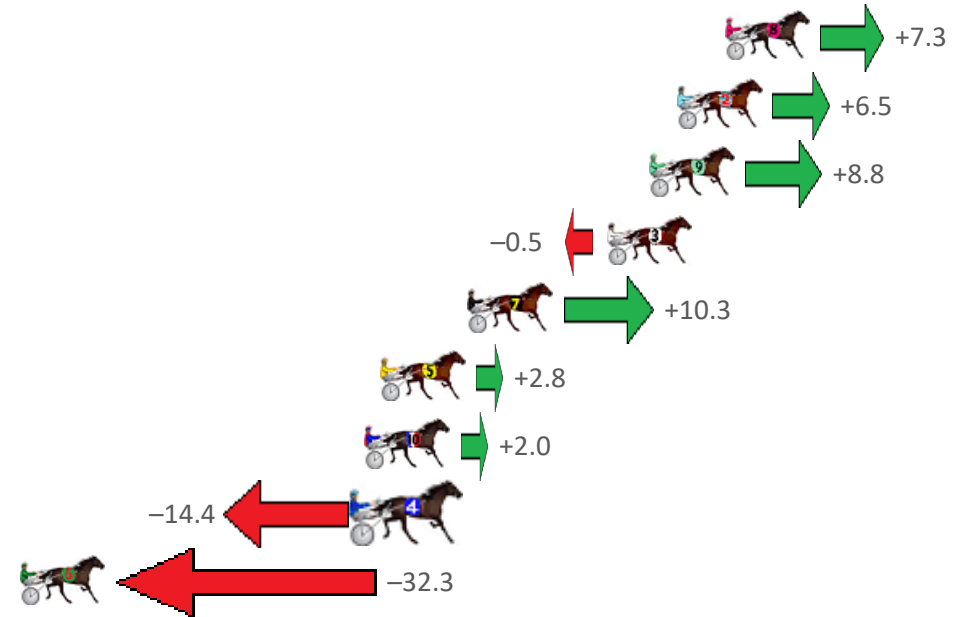
Gloucester Park Race 8 Distance 2503m


Friday, 2 December 2022

Gross Time: 3:11.20 MileRate: 2:02.50 LeadTime: 70.00s First Qtr: 32.40s Second Qtr: 31.60s Third Qtr: 28.70s Fourth Qtr: 28.50s

NoHorse	Plc	Mar	800 Posi	400 Posi	Time	3rd Qtr	4th Qtr
8 FIREROCKFIREROLL	1	0.0m	7.3m (1)	0.0m (1)	3:11.20	28.18s	28.50s
2 AUSSIE SCOOTER	2	1.9m	8.4m (0)	9.3m (0)	3:11.34	28.76s	27.98s
9 ROBBIE ROCKET	3	3.0m	11.8m (1)	3.1m (2)	3:11.42	28.08s	28.50s
3 COOPER	4	4.7m	4.2m (0)	5.6m (0)	3:11.55	28.80s	28.45s
7 TWOBBOB CRACKER	5	10.2m	20.5m (0)	21.1m (0)	3:11.96	28.74s	27.77s
5 CHEDDAR IS BETTER	6	13.7m	16.5m (0)	17.2m (1)	3:12.23	28.74s	28.31s
10 AWAITINGINSTRUCTI	7	14.3m	16.3m (1)	9.6m (2)	3:12.27	28.22s	28.89s
4 DEEORSE	8	14.4m	0.0m (0)	1.4m (0)	3:12.28	28.80s	29.48s
6 HESACHARMER	9	35.1m	2.8m (1)	6.2m (1)	3:13.83	28.94s	30.69s

Finish Position and metres gained from 800m







PJ Harness Analyser

VERSION 4.02 OUT NOW

REGISTER NOW TO TRY IT FOR FREE IN DECEMBER

www.facebook.com/PJHarnessRacing




RISE Digital, Harness Racing Australia nor the provider accepts any responsibility for the completeness or accuracy of any of the information contained herein, and makes no representations about its suitability for any particular purpose. Users should make their own judgements about those matters and/or seek independent advice. You assume all risks associated with use of data provided on this page

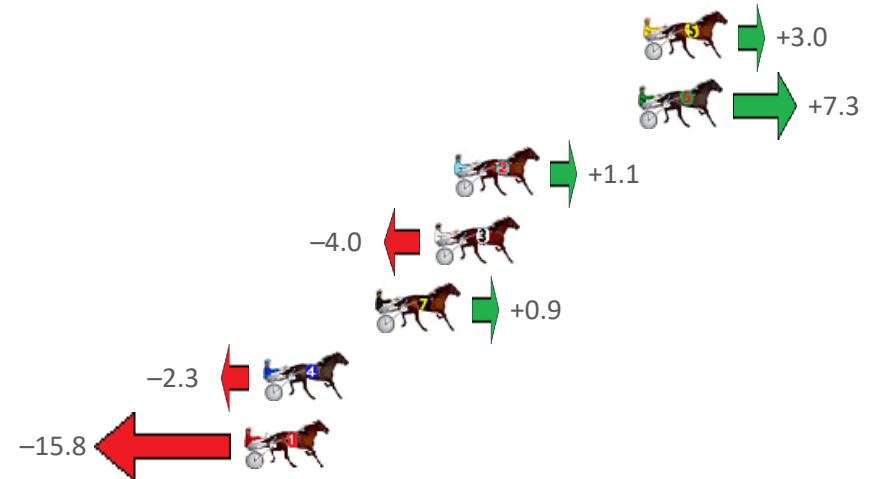
Gloucester Park Race 9 Distance 2536m


Friday, 2 December 2022

Gross Time: 3:10.00 MileRate: 2:00.60 LeadTime: 66.70s First Qtr: 33.80s Second Qtr: 31.80s Third Qtr: 30.10s Fourth Qtr: 27.60s

NoHorse	Plc	Mar	800 Posi	400 Posi	Time	3rd Qtr	4th Qtr
5 IMA ROCKABILLY RE	1	0.0m	3.0m (1)	1.2m (1)	3:10.00	29.96s	27.52s
6 MOONLITE DRIVE	2	0.2m	7.5m (1)	4.8m (1)	3:10.01	29.88s	27.27s
2 CORDERO	3	7.5m	8.6m (0)	9.2m (0)	3:10.54	30.12s	27.48s
3 ORLANDO BLUE	4	8.3m	4.3m (0)	5.0m (0)	3:10.60	30.14s	27.84s
7 SANGUE REALE	5	10.6m	11.5m (1)	9.0m (1)	3:10.77	29.88s	27.73s
4 WOODLEA RAGNAR	6	15.1m	12.8m (0)	13.4m (0)	3:11.10	30.10s	27.74s
1 MASTER LEIGHTON	7	15.8m	0.0m (0)	0.0m (0)	3:11.15	30.10s	28.75s

Finish Position and metres gained from 800m








PJ Harness Analyser

VERSION 4.02 OUT NOW

REGISTER NOW TO TRY IT FOR FREE IN DECEMBER

www.facebook.com/PJHarnessRacing

RISE Digital, Harness Racing Australia nor the provider accepts any responsibility for the completeness or accuracy of any of the information contained herein, and makes no representations about its suitability for any particular purpose. Users should make their own judgements about those matters and/or seek independent advice. You assume all risks associated with use of data provided on this page


Gloucester Park Race 10 Distance 2130m

Friday, 2 December 2022

Gross Time: 2:37.70 MileRate: 1:59.20 LeadTime: 36.60s First Qtr: 31.40s Second Qtr: 31.30s Third Qtr: 29.00s Fourth Qtr: 29.40s

NoHorse	Plc	Mar	800 Posi	400 Posi	Time	3rd Qtr	4th Qtr
4 SEVEN NO TRUMPS	1	0.0m	2.5m (1)	2.2m (1)	2:37.70	28.98s	29.24s
7 ATHABASCAN	2	0.8m	6.7m (1)	6.1m (1)	2:37.76	28.96s	29.02s
1 SERIOUS MOONLITE	3	5.4m	0.0m (0)	0.0m (0)	2:38.12	29.00s	29.82s
2 NAME IN LIGHTS	4	9.4m	15.3m (1)	14.1m (1)	2:38.42	28.92s	29.10s
10 GLORAFILIA	5	11.5m	4.7m (0)	5.5m (0)	2:38.59	29.06s	29.89s
9 TELLMETOATTACK	6	11.9m	18.9m (2)	10.0m (2)	2:38.62	28.36s	29.59s
3 OUR SEQUEL	7	12.0m	10.8m (1)	10.2m (1)	2:38.63	28.96s	29.58s
5 THE VERANDAH	8	13.4m	19.7m (1)	17.9m (1)	2:38.73	28.88s	29.13s
12 PIERRE WHITBY	9	14.0m	13.6m (0)	14.3m (0)	2:38.78	29.06s	29.44s
6 LIVY JAY	10	14.7m	17.8m (0)	17.9m (0)	2:38.83	29.02s	29.23s
11 APOLOGIZE	11	16.3m	8.9m (0)	9.4m (0)	2:38.96	29.04s	29.98s

Finish Position and metres gained from 800m






PJ Harness Analyser

VERSION 4.02 OUT NOW

REGISTER NOW TO TRY IT FOR FREE IN DECEMBER

www.facebook.com/PJHarnessRacing




RISE Digital, Harness Racing Australia nor the provider accepts any responsibility for the completeness or accuracy of any of the information contained herein, and makes no representations about its suitability for any particular purpose. Users should make their own judgements about those matters and/or seek independent advice. You assume all risks associated with use of data provided on this page