

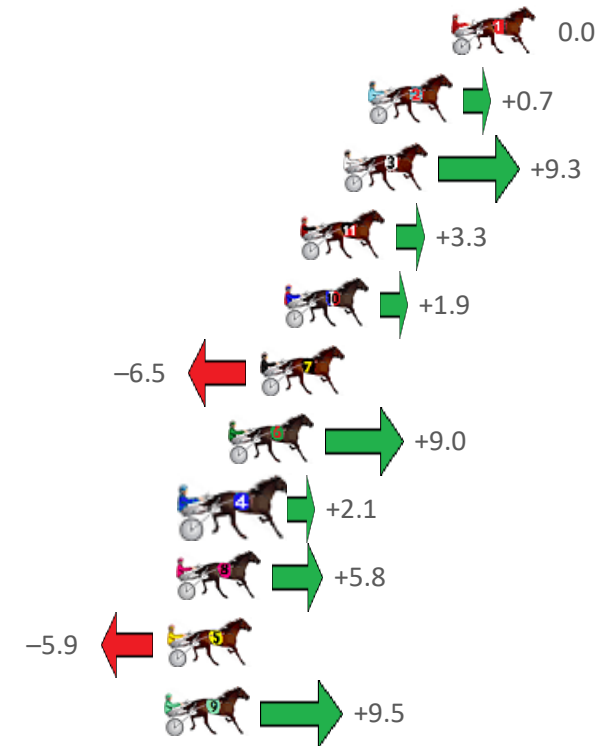
Gloucester Park Race 1 Distance 2130m

Friday, 30 December 2022

Gross Time: 2:36.00 MileRate: 1:57.80 LeadTime: 38.00s First Qtr: 30.60s Second Qtr: 30.80s Third Qtr: 28.50s Fourth Qtr: 28.10s

NoHorse	Plc	Mar	800 Posi	400 Posi	Time	3rd Qtr	4th Qtr
1 ONESMARTFELLA	1	0.0m	0.0m (0)	0.0m (0)	2:36.00	28.50s	28.10s
2 BETTORS DESTROYA	2	3.3m	4.0m (0)	4.0m (0)	2:36.24	28.50s	28.06s
3 VULCAN STAR	3	4.3m	13.6m (1)	9.2m (2)	2:36.32	28.18s	27.77s
11 STRIKE TEAM	4	6.0m	9.3m (1)	5.5m (2)	2:36.44	28.22s	28.16s
10 WAIT FOR THE BELL	5	6.6m	8.5m (0)	8.5m (0)	2:36.49	28.50s	27.99s
7 STATE OF HEAVEN	6	7.6m	1.1m (1)	2.6m (1)	2:36.56	28.60s	28.48s
6 PONTEVIVO	7	8.8m	17.8m (1)	13.7m (1)	2:36.65	28.20s	27.79s
4 BALTIC ACE	8	10.3m	12.4m (0)	8.3m (1)	2:36.76	28.20s	28.28s
8 SEERYANFLY	9	10.9m	16.7m (0)	13.1m (0)	2:36.81	28.24s	27.99s
5 IFEEL SIKDARL	10	11.3m	5.4m (1)	1.8m (2)	2:36.83	28.24s	28.81s
9 PELIGROSO	11	11.4m	20.9m (0)	16.8m (0)	2:36.84	28.20s	27.76s

Finish Position and metres gained from 800m






PJ Harness Analyser

VERSION 4.02 OUT NOW

REGISTER NOW TO TRY IT FOR FREE IN DECEMBER

www.facebook.com/PJHarnessRacing




RISE Digital, Harness Racing Australia nor the provider accepts any responsibility for the completeness or accuracy of any of the information contained herein, and makes no representations about its suitability for any particular purpose. Users should make their own judgements about those matters and/or seek independent advice. You assume all risks associated with use of data provided on this page


Gloucester Park Race 2 Distance 1730m

Friday, 30 December 2022

Gross Time: 2:04.70 MileRate: 1:56.00 LeadTime: 7.60s First Qtr: 29.90s Second Qtr: 30.70s Third Qtr: 29.50s Fourth Qtr: 27.00s

NoHorse	Plc	Mar	800 Posi	400 Posi	Time	3rd Qtr	4th Qtr
4 SANGUE REALE	1	0.0m	0.0m (0)	0.0m (0)	2:04.70	29.50s	27.00s
2 VALENTINES BROOK	2	2.9m	4.1m (0)	4.0m (0)	2:04.91	29.48s	26.93s
8 ARMA EINSTEIN	3	6.4m	13.4m (1)	8.6m (3)	2:05.16	29.13s	26.85s
11 PRADASON	4	8.4m	5.5m (1)	5.5m (2)	2:05.30	29.48s	27.21s
5 BETTORSTARTDREA	5	9.9m	1.4m (1)	2.2m (1)	2:05.40	29.55s	27.55s
1 CARRERA MACH	6	12.1m	8.2m (0)	8.6m (0)	2:05.56	29.50s	27.26s
6 ROBBIE ROCKET	7	13.3m	17.5m (1)	13.2m (3)	2:05.65	29.15s	27.02s
12 THE KRAKEN	8	13.8m	16.1m (0)	12.6m (2)	2:05.68	29.20s	27.10s
3 TUAS DELIGHT	9	14.8m	9.6m (1)	9.2m (1)	2:05.75	29.44s	27.41s
10 MEDIEVAL MAN	10	16.6m	12.0m (0)	12.3m (0)	2:05.88	29.48s	27.32s
7 WHOSWHOINTHEZO	11	17.6m	20.2m (0)	16.2m (0)	2:05.95	29.16s	27.11s
9 BLUE BLAZER	12	18.0m	21.3m (1)	17.4m (1)	2:05.98	29.16s	27.06s

Finish Position and metres gained from 800m






PJ Harness Analyser

VERSION 4.02 OUT NOW

REGISTER NOW TO TRY IT FOR FREE IN DECEMBER

www.facebook.com/PJHarnessRacing




RISE Digital, Harness Racing Australia nor the provider accepts any responsibility for the completeness or accuracy of any of the information contained herein, and makes no representations about its suitability for any particular purpose. Users should make their own judgements about those matters and/or seek independent advice. You assume all risks associated with use of data provided on this page

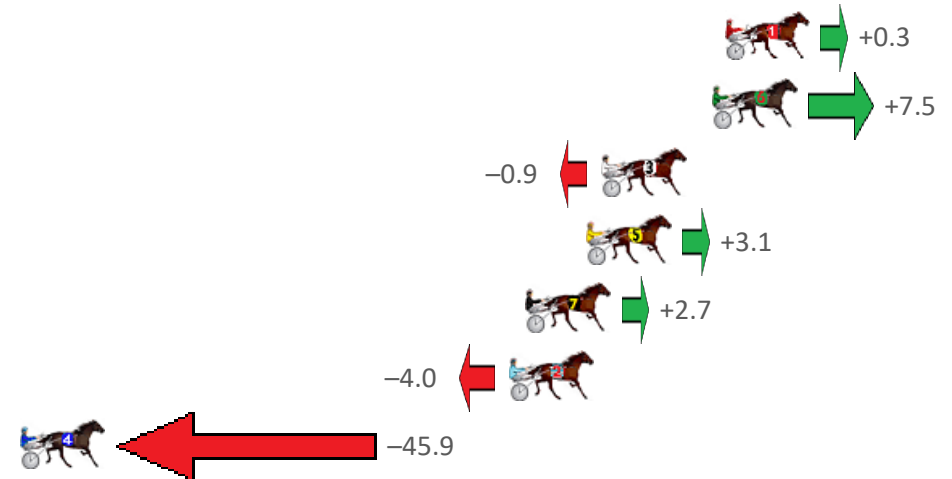
Gloucester Park Race 3 Distance 2130m


Friday, 30 December 2022

Gross Time: 2:33.60 MileRate: 1:56.00 LeadTime: 37.40s First Qtr: 30.70s Second Qtr: 29.40s Third Qtr: 28.10s Fourth Qtr: 28.00s

NoHorse	Plc	Mar	800 Posi	400 Posi	Time	3rd Qtr	4th Qtr
1 HIMSELF	1	0.0m	0.3m (0)	0.0m (0)	2:33.60	28.08s	28.00s
6 GLENLEDI CHIEF	2	0.5m	8.0m (1)	3.8m (2)	2:33.64	27.80s	27.77s
3 HANDSANDWHEELS	3	4.9m	4.0m (1)	0.9m (1)	2:33.96	27.88s	28.30s
5 JACK FARTHING	4	5.5m	8.6m (0)	9.8m (2)	2:34.00	28.18s	27.72s
7 BEAT CITY	5	7.9m	10.6m (2)	3.8m (3)	2:34.18	27.63s	28.32s
2 JASPERVELLABEACH	6	8.6m	4.6m (0)	4.9m (0)	2:34.23	28.12s	28.29s
4 GOTTA GO GABBAN	7	45.9m	0.0m (1)	6.6m (1)	2:36.98	28.56s	30.92s

Finish Position and metres gained from 800m







PJ Harness Analyser

VERSION 4.02 OUT NOW

REGISTER NOW TO TRY IT FOR FREE IN DECEMBER

www.facebook.com/PJHarnessRacing




RISE Digital, Harness Racing Australia nor the provider accepts any responsibility for the completeness or accuracy of any of the information contained herein, and makes no representations about its suitability for any particular purpose. Users should make their own judgements about those matters and/or seek independent advice. You assume all risks associated with use of data provided on this page


Gloucester Park Race 4 Distance 2536m

Friday, 30 December 2022

Gross Time: 3:05.50 MileRate: 1:57.70 LeadTime: 66.90s First Qtr: 30.80s Second Qtr: 31.20s Third Qtr: 28.30s Fourth Qtr: 28.30s

NoHorse	Plc	Mar	800 Posi	400 Posi	Time	3rd Qtr	4th Qtr
10 IDEAL AGENT	1	0.0m	8.3m (0)	8.5m (0)	3:05.50	28.32s	27.70s
12 PRINCE OF PLEASUR	2	0.2m	5.7m (1)	5.7m (1)	3:05.51	28.30s	27.91s
11 MINSTREL	3	0.5m	1.4m (1)	1.7m (1)	3:05.54	28.32s	28.22s
5 HAMPTON BANNER	4	1.1m	9.7m (1)	10.0m (1)	3:05.58	28.32s	27.68s
7 JUMPINGJACKMAC	5	3.5m	8.3m (2)	8.6m (2)	3:05.76	28.32s	27.96s
2 CORDERO	6	4.0m	12.2m (0)	12.8m (0)	3:05.80	28.34s	27.70s
3 VAMPIRO	7	5.6m	0.0m (0)	0.0m (0)	3:05.92	28.30s	28.72s
1 VULTAN TIN	8	5.7m	4.0m (0)	4.3m (0)	3:05.92	28.32s	28.42s
6 GALACTIC STAR	9	6.5m	20.5m (0)	14.5m (1)	3:05.98	27.88s	27.76s
8 MIGHTY RONALDO	10	8.2m	14.2m (1)	12.9m (2)	3:06.11	28.20s	28.01s
4 MIRACLE MOOSE	11	9.1m	16.2m (0)	17.4m (0)	3:06.18	28.38s	27.76s
9 PERFECT MAJOR	12	13.5m	4.3m (2)	4.9m (2)	3:06.50	28.34s	28.96s

Finish Position and metres gained from 800m






PJ Harness Analyser

VERSION 4.02 OUT NOW

REGISTER NOW TO TRY IT FOR FREE IN DECEMBER

www.facebook.com/PJHarnessRacing




RISE Digital, Harness Racing Australia nor the provider accepts any responsibility for the completeness or accuracy of any of the information contained herein, and makes no representations about its suitability for any particular purpose. Users should make their own judgements about those matters and/or seek independent advice. You assume all risks associated with use of data provided on this page

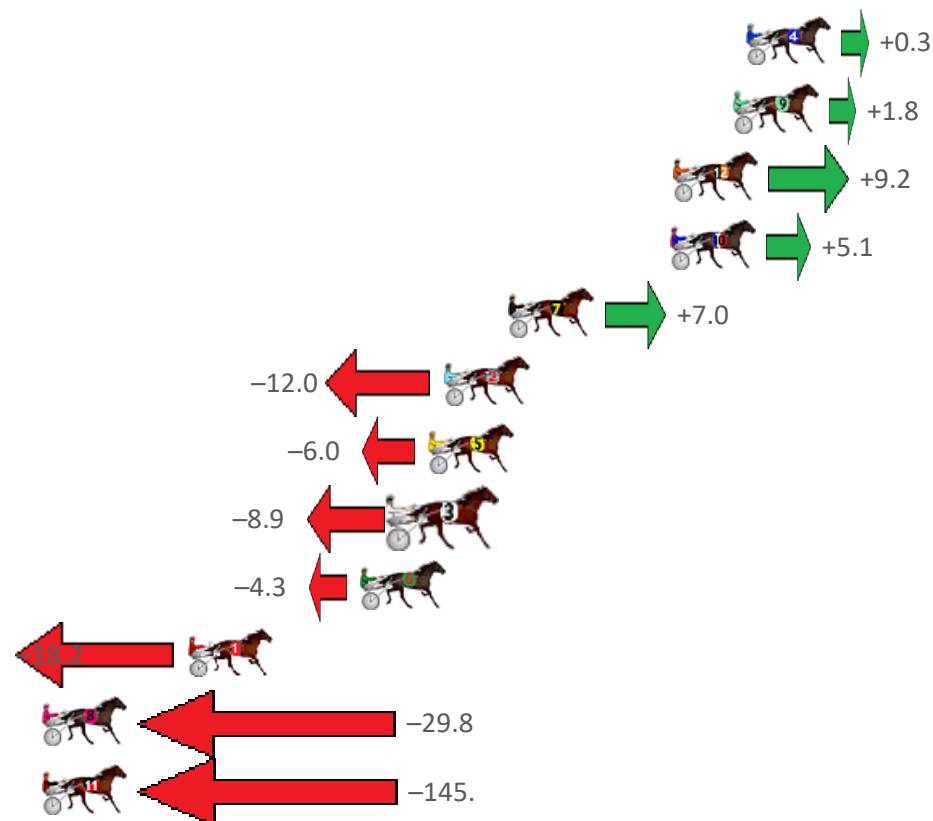
Gloucester Park Race 5 Distance 2130m

Friday, 30 December 2022

Gross Time: 2:34.80 MileRate: 1:56.90 LeadTime: 36.40s First Qtr: 30.70s Second Qtr: 30.50s Third Qtr: 27.90s Fourth Qtr: 29.30s

NoHorse	Plc	Mar	800 Posi	400 Posi	Time	3rd Qtr	4th Qtr
4 THREE RUMOURS	1	0.0m	0.3m (1)	0.0m (1)	2:34.80	27.88s	29.30s
9 NEVERMINDTHECHA	2	0.5m	2.3m (2)	1.4m (2)	2:34.84	27.84s	29.24s
12 MISSTIANO	3	2.9m	12.1m (0)	12.6m (0)	2:35.02	27.96s	28.62s
10 TRIPLE BRIE	4	3.0m	8.1m (0)	8.7m (0)	2:35.03	27.96s	28.91s
7 RUN FOR MERCY	5	9.4m	16.4m (0)	16.6m (0)	2:35.52	27.94s	28.84s
2 MISS BOUDICA	6	12.0m	0.0m (0)	0.5m (0)	2:35.72	27.94s	30.18s
5 MISS SERENADE	7	12.6m	6.6m (2)	9.3m (2)	2:35.77	28.10s	29.61s
3 SIMPLY SHAZ	8	13.8m	4.9m (1)	7.0m (1)	2:35.86	28.06s	29.86s
6 STORMYSKYES	9	15.3m	11.0m (2)	13.0m (2)	2:35.98	28.06s	29.55s
1 SHEZA BROMAC	10	22.2m	4.0m (0)	5.0m (0)	2:36.51	27.98s	30.65s
8 PAROQUET	11	43.7m	13.9m (1)	14.9m (1)	2:38.16	28.00s	31.60s
11 UNCONDITIONAL	12	154.9m	9.5m (1)	10.7m (1)	2:46.70	28.00s	40.44s

Finish Position and metres gained from 800m






PJ Harness Analyser

VERSION 4.02 OUT NOW

REGISTER NOW TO TRY IT FOR FREE IN DECEMBER

www.facebook.com/PJHarnessRacing




RISE Digital, Harness Racing Australia nor the provider accepts any responsibility for the completeness or accuracy of any of the information contained herein, and makes no representations about its suitability for any particular purpose. Users should make their own judgements about those matters and/or seek independent advice. You assume all risks associated with use of data provided on this page

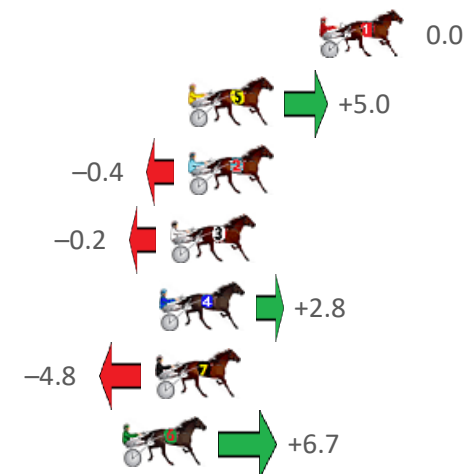
Gloucester Park Race 6 Distance 2130m

Friday, 30 December 2022

Gross Time: 2:41.00 MileRate: 2:01.70 LeadTime: 40.60s First Qtr: 33.30s Second Qtr: 31.60s Third Qtr: 28.30s Fourth Qtr: 27.20s

NoHorse	Plc	Mar	800 Posi	400 Posi	Time	3rd Qtr	4th Qtr
1 MOONLITE DRIVE	1	0.0m	0.0m (0)	0.0m (0)	2:41.00	28.30s	27.20s
5 IMA ROCKABILLY RE	2	5.2m	10.2m (1)	5.0m (2)	2:41.37	27.92s	27.23s
2 RASCAL	3	5.2m	4.8m (0)	4.6m (0)	2:41.37	28.28s	27.25s
3 TALKS UP A STORM	4	5.9m	5.7m (1)	6.1m (1)	2:41.42	28.32s	27.20s
4 DISCO UNDER FIRE	5	6.3m	9.1m (0)	8.4m (0)	2:41.45	28.24s	27.07s
7 THEO AVIATOR	6	6.5m	1.7m (1)	2.4m (1)	2:41.47	28.34s	27.50s
6 MACHNIFICENT	7	7.8m	14.5m (0)	8.8m (2)	2:41.56	27.88s	27.15s

Finish Position and metres gained from 800m






PJ Harness Analyser

VERSION 4.02 OUT NOW

REGISTER NOW TO TRY IT FOR FREE IN DECEMBER

www.facebook.com/PJHarnessRacing




RISE Digital, Harness Racing Australia nor the provider accepts any responsibility for the completeness or accuracy of any of the information contained herein, and makes no representations about its suitability for any particular purpose. Users should make their own judgements about those matters and/or seek independent advice. You assume all risks associated with use of data provided on this page

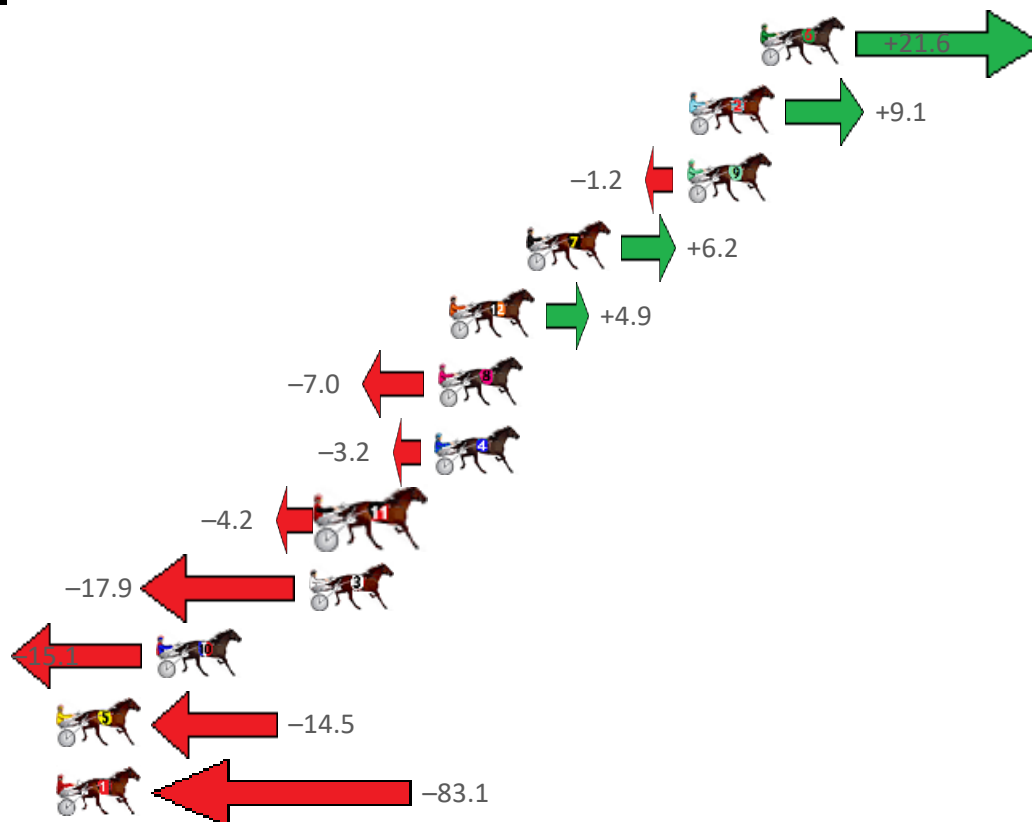
Gloucester Park Race 7 Distance 2130m

Friday, 30 December 2022

Gross Time: 2:35.20 MileRate: 1:57.30 LeadTime: 37.00s First Qtr: 29.90s Second Qtr: 30.70s Third Qtr: 29.10s Fourth Qtr: 28.50s

NoHorse	Plc	Mar	800 Posi	400 Posi	Time	3rd Qtr	4th Qtr
6 BEYOND THE SEA	1	0.0m	21.6m (1)	11.0m (2)	2:35.20	28.32s	27.72s
2 ALTA ALLURE	2	2.8m	11.9m (2)	2.6m (2)	2:35.41	28.42s	28.53s
9 CYCLONE CHARLOTT	3	2.9m	1.7m (1)	0.6m (1)	2:35.42	29.02s	28.68s
7 CATCH THE RED EYE	4	9.3m	15.5m (1)	12.3m (1)	2:35.90	28.86s	28.31s
12 MAKE YOUR MARK	5	12.3m	17.2m (2)	7.0m (2)	2:36.12	28.36s	28.92s
8 FREE WHEELING	6	12.8m	5.8m (1)	5.1m (1)	2:36.16	29.04s	29.10s
4 ELLI MIRANDO	7	12.9m	9.7m (1)	8.7m (1)	2:36.17	29.02s	28.84s
11 CHEESE AND BICCYS	8	17.2m	13.0m (0)	13.1m (0)	2:36.49	29.10s	28.85s
3 ALTA QUEEN	9	17.9m	0.0m (0)	0.0m (0)	2:36.54	29.10s	29.84s
10 ELSAMAY	10	24.0m	8.9m (0)	9.5m (0)	2:37.00	29.14s	29.62s
5 INFAMISS	11	35.2m	20.7m (0)	21.5m (0)	2:37.83	29.14s	29.59s
1 WALL STREET GIRL	12	87.5m	4.4m (0)	4.5m (0)	2:41.75	29.10s	34.73s

Finish Position and metres gained from 800m






PJ Harness Analyser

VERSION 4.02 OUT NOW

REGISTER NOW TO TRY IT FOR FREE IN DECEMBER

www.facebook.com/PJHarnessRacing




RISE Digital, Harness Racing Australia nor the provider accepts any responsibility for the completeness or accuracy of any of the information contained herein, and makes no representations about its suitability for any particular purpose. Users should make their own judgements about those matters and/or seek independent advice. You assume all risks associated with use of data provided on this page


Gloucester Park Race 8 Distance 2503m

Friday, 30 December 2022

Gross Time: 3:10.30 MileRate: 2:01.90 LeadTime: 72.20s First Qtr: 31.70s Second Qtr: 30.50s Third Qtr: 27.80s Fourth Qtr: 28.10s

NoHorse	Plc	Mar	800 Posi	400 Posi	Time	3rd Qtr	4th Qtr
9 ORLANDO BLUE	1	0.0m	0.0m (0)	0.0m (0)	3:10.30	27.80s	28.10s
1 COOPER	2	2.4m	4.4m (0)	4.6m (0)	3:10.48	27.82s	27.96s
8 AUSSIE SCOOTER	3	5.3m	4.9m (1)	6.1m (1)	3:10.69	27.88s	28.07s
2 FLEUR DU MAQUIS	4	7.2m	8.7m (0)	10.7m (0)	3:10.83	27.94s	27.89s
10 MASTER YOSSIE	5	7.6m	0.9m (1)	1.8m (1)	3:10.86	27.86s	28.54s
4 STRAUNY	6	9.5m	9.3m (1)	10.7m (1)	3:11.00	27.90s	28.06s
6 BURGHLEY SHARD	7	13.6m	17.7m (0)	19.6m (0)	3:11.30	27.94s	27.74s
5 OUR SHELLEY BEACH	8	16.5m	13.6m (1)	14.7m (1)	3:11.52	27.88s	28.30s
7 HENGHENG	9	17.8m	19.1m (1)	20.5m (1)	3:11.61	27.90s	27.99s
3 HESACHARMER	10	18.8m	13.0m (0)	15.0m (0)	3:11.69	27.94s	28.45s

Finish Position and metres gained from 800m






PJ Harness Analyser

VERSION 4.02 OUT NOW

REGISTER NOW TO TRY IT FOR FREE IN DECEMBER

www.facebook.com/PJHarnessRacing




RISE Digital, Harness Racing Australia nor the provider accepts any responsibility for the completeness or accuracy of any of the information contained herein, and makes no representations about its suitability for any particular purpose. Users should make their own judgements about those matters and/or seek independent advice. You assume all risks associated with use of data provided on this page


Gloucester Park Race 9 Distance 2130m

Friday, 30 December 2022

Gross Time: 2:35.10 MileRate: 1:57.20 LeadTime: 37.20s First Qtr: 30.40s Second Qtr: 29.80s Third Qtr: 28.90s Fourth Qtr: 28.80s

NoHorse	Plc	Mar	800 Posi	400 Posi	Time	3rd Qtr	4th Qtr
6 EUPHORIC MOMENT	1	0.0m	6.7m (2)	2.0m (2)	2:35.10	28.56s	28.66s
11 ALTA RHETT	2	0.4m	5.3m (1)	5.9m (2)	2:35.13	28.94s	28.41s
1 LEOSABI	3	2.7m	3.9m (0)	3.9m (0)	2:35.30	28.90s	28.72s
4 ATHABASCAN	4	3.0m	0.0m (0)	0.0m (0)	2:35.33	28.90s	29.03s
10 GEE SMITH	5	4.0m	7.8m (0)	7.8m (0)	2:35.40	28.90s	28.54s
8 MASTER LEIGHTON	6	5.9m	10.6m (2)	3.4m (3)	2:35.55	28.39s	29.00s
5 WALSH	7	6.0m	9.2m (1)	8.7m (1)	2:35.55	28.86s	28.63s
9 MISS MUCHO	8	7.0m	15.0m (2)	9.0m (3)	2:35.63	28.47s	28.68s
12 SHADOW ROLL	9	8.6m	11.7m (0)	11.4m (0)	2:35.75	28.88s	28.63s
7 AWAITINGINSTRUCTI	10	9.5m	13.9m (1)	12.6m (1)	2:35.82	28.80s	28.62s
3 ALLWOODS ROCKNR	11	12.6m	15.6m (0)	15.6m (0)	2:36.05	28.90s	28.63s
2 MARQUISARD	12	14.4m	1.4m (1)	3.7m (1)	2:36.19	29.06s	29.63s

Finish Position and metres gained from 800m







Harness Analyser

VERSION 4.02 OUT NOW

REGISTER NOW TO TRY IT FOR FREE IN DECEMBER

www.facebook.com/PJHarnessRacing



RISE Digital, Harness Racing Australia nor the provider accepts any responsibility for the completeness or accuracy of any of the information contained herein, and makes no representations about its suitability for any particular purpose. Users should make their own judgements about those matters and/or seek independent advice. You assume all risks associated with use of data provided on this page

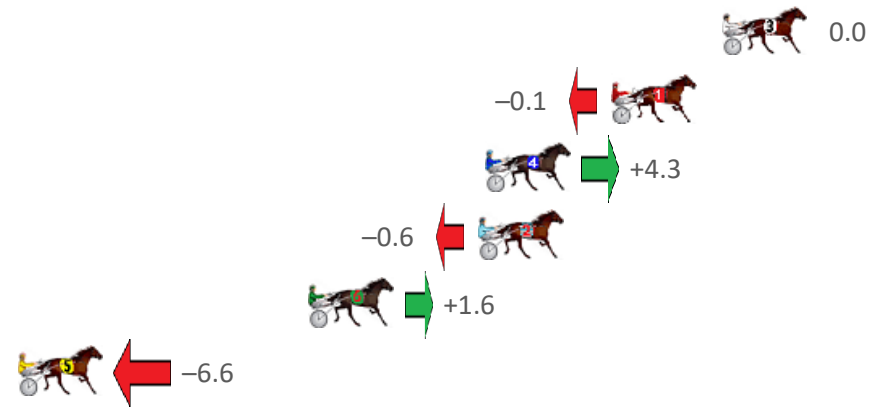
Gloucester Park Race 10 Distance 2130m

Friday, 30 December 2022

Gross Time: 2:41.50 MileRate: 2:02.00 LeadTime: 39.20s First Qtr: 32.90s Second Qtr: 32.30s Third Qtr: 30.00s Fourth Qtr: 27.10s

NoHorse	Plc	Mar	800 Posi	400 Posi	Time	3rd Qtr	4th Qtr
3 SKYLORD	1	0.0m	0.0m (0)	0.0m (0)	2:41.50	30.00s	27.10s
1 TELKEM JAY	2	4.4m	4.3m (0)	4.2m (0)	2:41.81	29.98s	27.11s
4 OUR SANDY SHORE	3	9.4m	13.7m (0)	2.9m (2)	2:42.17	29.18s	27.57s
2 IMPERIUM	4	9.7m	9.1m (0)	2.9m (1)	2:42.19	29.52s	27.59s
6 YOUR GRACE	5	16.4m	18.0m (0)	10.4m (0)	2:42.67	29.40s	27.53s
5 TORREVEAN PINKY	6	29.4m	22.8m (0)	15.2m (0)	2:43.60	29.38s	28.12s

Finish Position and metres gained from 800m






PJ Harness Analyser

VERSION 4.02 OUT NOW

REGISTER NOW TO TRY IT FOR FREE IN DECEMBER

www.facebook.com/PJHarnessRacing




RISE Digital, Harness Racing Australia nor the provider accepts any responsibility for the completeness or accuracy of any of the information contained herein, and makes no representations about its suitability for any particular purpose. Users should make their own judgements about those matters and/or seek independent advice. You assume all risks associated with use of data provided on this page