


# Bunbury Race 1 Distance 2100m

Tuesday, 17 January 2023

Gross Time: 2:36.80 MileRate: 2:00.10 LeadTime: 35.50s First Qtr: 32.60s Second Qtr: 30.60s Third Qtr: 29.10s Fourth Qtr: 29.00s

NoHorse	Plc	Mar	800 Posi	400 Posi	Time	3rd Qtr	4th Qtr
5 DOCTOR CATHERINE	1	0.0m	0.0m (0)	0.0m (0)	2:36.80	29.10s	29.00s
8 BRULEE	2	29.6m	16.6m (0)	24.4m (0)	2:39.05	29.66s	29.37s
6 DANNIKA	3	30.7m	11.8m (1)	19.4m (1)	2:39.14	29.65s	29.81s
9 EE JAY WHY	4	31.3m	3.6m (1)	10.2m (1)	2:39.18	29.58s	30.52s
1 BABYSGOTBLUEEYES	5	36.9m	12.6m (0)	20.4m (0)	2:39.61	29.67s	30.19s
10 ABBEE BEE	6	37.5m	7.6m (1)	14.4m (1)	2:39.65	29.59s	30.67s
2 DEBRENIKA	7	52.1m	8.6m (0)	16.2m (0)	2:40.76	29.65s	31.59s
4 JUSTFOLLOWMEHO	8	54.2m	4.4m (0)	11.8m (0)	2:40.92	29.64s	32.06s
7 MY PRECIOUS MAM	9	54.8m	16.0m (1)	24.0m (1)	2:40.97	29.68s	31.22s

Finish Position and metres gained from 800m





## PJ Harness Analyser

1-week free trial is here to stay

[www.facebook.com/PJHarnessRacing](https://www.facebook.com/PJHarnessRacing)



RISE Digital, Harness Racing Australia nor the provider accepts any responsibility for the completeness or accuracy of any of the information contained herein, and makes no representations about its suitability for any particular purpose. Users should make their own judgements about those matters and/or seek independent advice. You assume all risks associated with use of data provided on this page

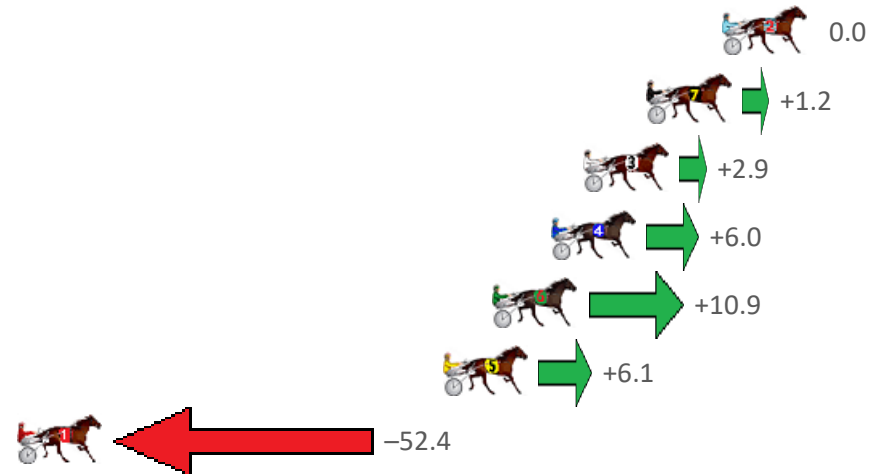
# Bunbury Race 2 Distance 2100m

Tuesday, 17 January 2023

Gross Time: 2:37.10 MileRate: 2:00.40 LeadTime: 37.30s First Qtr: 30.30s Second Qtr: 31.00s Third Qtr: 29.50s Fourth Qtr: 29.00s

NoHorse	Plc	Mar	800 Posi	400 Posi	Time	3rd Qtr	4th Qtr
2 CALL ME HEAVEN	1	0.0m	0.0m (0)	0.0m (0)	2:37.10	29.50s	29.00s
7 DISCO DYNAMO	2	3.0m	4.2m (0)	4.0m (0)	2:37.33	29.48s	28.93s
3 RODGER JAMES	3	5.5m	8.4m (0)	8.2m (0)	2:37.52	29.48s	28.81s
4 ENDLESS POSSIBILITY	4	6.8m	12.8m (0)	11.8m (1)	2:37.62	29.42s	28.64s
6 HAPPY DAYZ	5	9.1m	20.0m (0)	16.2m (0)	2:37.79	29.22s	28.49s
5 TOMMY KRUIZE	6	11.1m	17.2m (1)	3.2m (1)	2:37.94	28.49s	29.57s
1 ALTAIR STAR	7	76.6m	24.2m (0)	28.6m (0)	2:42.93	29.85s	32.46s

## Finish Position and metres gained from 800m





## PJ Harness Analyser

1-week free trial is here to stay

[www.facebook.com/PJHarnessRacing](https://www.facebook.com/PJHarnessRacing)



RISE Digital, Harness Racing Australia nor the provider accepts any responsibility for the completeness or accuracy of any of the information contained herein, and makes no representations about its suitability for any particular purpose. Users should make their own judgements about those matters and/or seek independent advice. You assume all risks associated with use of data provided on this page

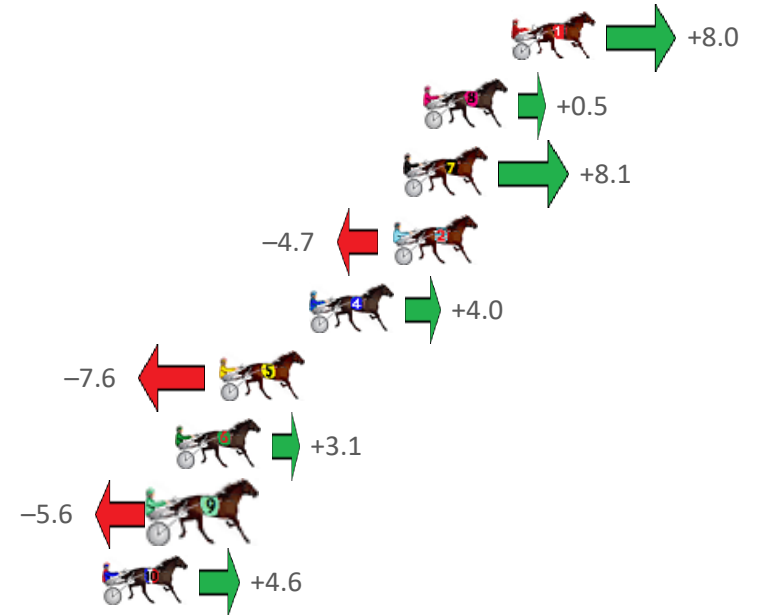
# Bunbury Race 3 Distance 2100m

Tuesday, 17 January 2023

Gross Time: 2:40.70 MileRate: 2:03.20 LeadTime: 37.50s First Qtr: 32.70s Second Qtr: 31.20s Third Qtr: 30.20s Fourth Qtr: 29.10s

NoHorse	Plc	Mar	800 Posi	400 Posi	Time	3rd Qtr	4th Qtr
1 DWAYNE	1	0.0m	8.0m (0)	9.4m (0)	2:40.70	30.29s	28.42s
8 NEWMAN	2	3.5m	4.0m (1)	4.8m (1)	2:40.97	30.26s	29.01s
7 GOODONYA MATE	3	4.3m	12.4m (1)	9.0m (3)	2:41.03	29.94s	28.76s
2 SIDSTREPO	4	4.7m	0.0m (0)	0.0m (0)	2:41.06	30.21s	29.44s
4 MISSION GLORY	5	8.0m	12.0m (0)	14.2m (0)	2:41.31	30.35s	28.65s
5 BELONERO	6	11.6m	4.0m (0)	4.0m (0)	2:41.59	30.21s	29.65s
6 ROCKIN JETSTAR	7	13.3m	16.4m (1)	12.8m (1)	2:41.72	29.94s	29.14s
9 BOSTON ROB	8	14.0m	8.4m (1)	5.8m (2)	2:41.77	30.02s	29.69s
10 LORINDA KATE	9	16.2m	20.8m (1)	19.2m (0)	2:41.94	30.08s	28.88s

Finish Position and metres gained from 800m



## PJ Harness Analyser

1-week free trial is here to stay

[www.facebook.com/PJHarnessRacing](https://www.facebook.com/PJHarnessRacing)

RISE Digital, Harness Racing Australia nor the provider accepts any responsibility for the completeness or accuracy of any of the information contained herein, and makes no representations about its suitability for any particular purpose. Users should make their own judgements about those matters and/or seek independent advice. You assume all risks associated with use of data provided on this page

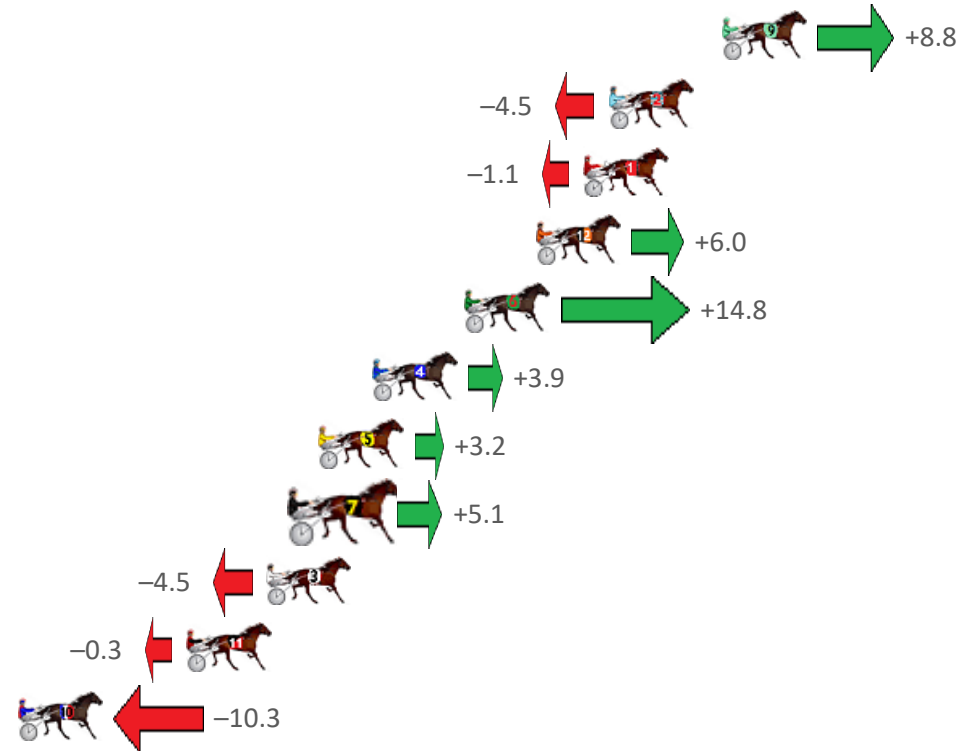
# Bunbury Race 4 Distance 2100m

Tuesday, 17 January 2023

Gross Time: 2:42.00 MileRate: 2:04.20 LeadTime: 38.70s First Qtr: 33.30s Second Qtr: 31.00s Third Qtr: 28.80s Fourth Qtr: 30.20s

NoHorse	Plc	Mar	800 Posi	400 Posi	Time	3rd Qtr	4th Qtr
9 DREAMS OF VALHAL	1	0.0m	8.8m (0)	8.2m (0)	2:42.00	28.77s	29.58s
2 JACKIE DANIELS	2	4.5m	0.0m (0)	0.0m (0)	2:42.36	28.79s	30.54s
1 SUNNIE BEACH	3	5.5m	4.4m (0)	4.2m (0)	2:42.43	28.78s	30.30s
12 YANI YANI	4	7.4m	13.4m (0)	13.6m (0)	2:42.59	28.83s	29.73s
6 PETER ROMEO	5	10.2m	25.0m (2)	4.0m (2)	2:42.81	27.25s	30.67s
4 THIRTYTHREE TRICKS	6	13.9m	17.8m (0)	21.6m (0)	2:43.10	29.09s	29.62s
5 DIAMOND DANCE	7	16.0m	19.2m (3)	3.4m (1)	2:43.27	27.62s	31.15s
7 HOKULANI	8	16.7m	21.8m (0)	20.4m (1)	2:43.32	28.70s	29.92s
3 DAZZLING JEWEL	9	18.1m	13.6m (1)	12.4m (1)	2:43.43	28.70s	30.63s
11 ZIGGEY	10	21.3m	21.0m (1)	9.6m (2)	2:43.68	27.94s	31.08s
10 CAPITOL DAWN	11	28.7m	18.4m (2)	15.6m (2)	2:44.27	28.57s	31.18s

Finish Position and metres gained from 800m



## PJ Harness Analyser

1-week free trial is here to stay

[www.facebook.com/PJHarnessRacing](https://www.facebook.com/PJHarnessRacing)

RISE Digital, Harness Racing Australia nor the provider accepts any responsibility for the completeness or accuracy of any of the information contained herein, and makes no representations about its suitability for any particular purpose. Users should make their own judgements about those matters and/or seek independent advice. You assume all risks associated with use of data provided on this page

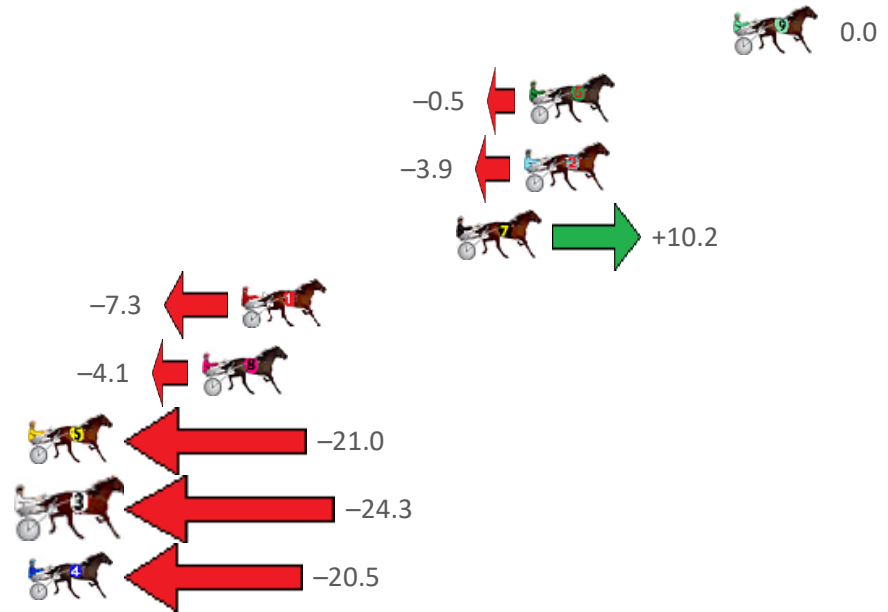
# Bunbury Race 5 Distance 2100m

Tuesday, 17 January 2023

Gross Time: 2:38.90 MileRate: 2:01.80 LeadTime: 35.60s First Qtr: 32.10s Second Qtr: 30.30s Third Qtr: 29.20s Fourth Qtr: 31.70s

NoHorse	Plc	Mar	800 Posi	400 Posi	Time	3rd Qtr	4th Qtr
9 MISTER PICCOLO	1	0.0m	0.0m (0)	0.0m (0)	2:38.90	29.20s	31.70s
6 COLD HARD CASH	2	8.1m	7.6m (1)	3.2m (1)	2:39.57	28.85s	32.09s
2 OH SO GRAND	3	8.3m	4.4m (0)	4.4m (0)	2:39.59	29.19s	32.01s
7 CARIBBEAN TIMES	4	11.0m	21.2m (1)	24.8m (1)	2:39.81	29.52s	30.61s
1 GALEOCERDO CUVIE	5	19.5m	12.2m (1)	15.0m (1)	2:40.51	29.40s	32.05s
8 ELLIEGOZOOM	6	21.1m	17.0m (0)	21.8m (0)	2:40.65	29.57s	31.64s
5 SHELLWOOD CHIEF	7	32.6m	11.6m (0)	17.4m (0)	2:41.60	29.59s	32.90s
3 IDEAL IVANA	8	41.3m	17.0m (1)	20.4m (1)	2:42.32	29.39s	33.35s
4 JAMANCO	9	41.5m	21.0m (0)	26.0m (0)	2:42.34	29.53s	32.92s

## Finish Position and metres gained from 800m



# PJ Harness Analyser

1-week free trial is here to stay

[www.facebook.com/PJHarnessRacing](https://www.facebook.com/PJHarnessRacing)



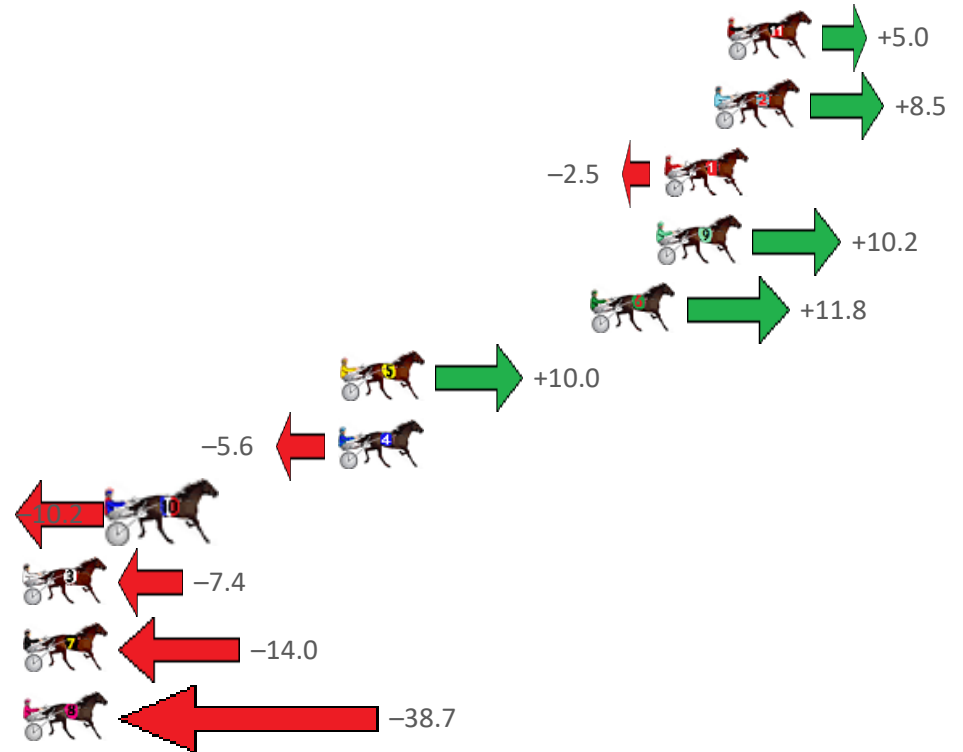
# Bunbury Race 6 Distance 2100m

Tuesday, 17 January 2023

Gross Time: 2:34.20 MileRate: 1:58.20 LeadTime: 35.70s First Qtr: 30.20s Second Qtr: 30.00s Third Qtr: 29.20s Fourth Qtr: 29.10s

NoHorse	Plc	Mar	800 Posi	400 Posi	Time	3rd Qtr	4th Qtr
11 THREE RUMOURS	1	0.0m	5.0m (1)	4.2m (0)	2:34.20	29.14s	28.80s
2 BETTORS DESTROYA	2	0.5m	9.0m (1)	8.0m (1)	2:34.24	29.13s	28.56s
1 WOODLEA RAGNAR	3	2.5m	0.0m (0)	0.0m (0)	2:34.39	29.20s	29.28s
9 ALFA PRINCE	4	2.8m	13.0m (1)	6.8m (2)	2:34.41	28.75s	28.81s
6 BAYARDO	5	5.4m	17.2m (1)	16.2m (1)	2:34.61	29.13s	28.32s
5 TRADIE	6	15.4m	25.4m (1)	11.6m (2)	2:35.38	28.20s	29.37s
4 MINOR CATASTROP	7	15.4m	9.8m (0)	12.2m (1)	2:35.38	29.37s	29.33s
10 SEEKNYOUSHALLFIN	8	24.2m	14.0m (0)	14.8m (0)	2:36.05	29.26s	29.78s
3 BLOCKJORG	9	28.6m	21.2m (1)	19.8m (1)	2:36.38	29.10s	29.74s
7 THE MIDAS TOUCH	10	32.0m	18.0m (0)	19.2m (0)	2:36.64	29.29s	30.03s
8 TRITTRITTBANGBAN	11	44.1m	5.4m (0)	9.8m (0)	2:37.57	29.52s	31.58s

Finish Position and metres gained from 800m



## PJ Harness Analyser

1-week free trial is here to stay

[www.facebook.com/PJHarnessRacing](https://www.facebook.com/PJHarnessRacing)

RISE Digital, Harness Racing Australia nor the provider accepts any responsibility for the completeness or accuracy of any of the information contained herein, and makes no representations about its suitability for any particular purpose. Users should make their own judgements about those matters and/or seek independent advice. You assume all risks associated with use of data provided on this page

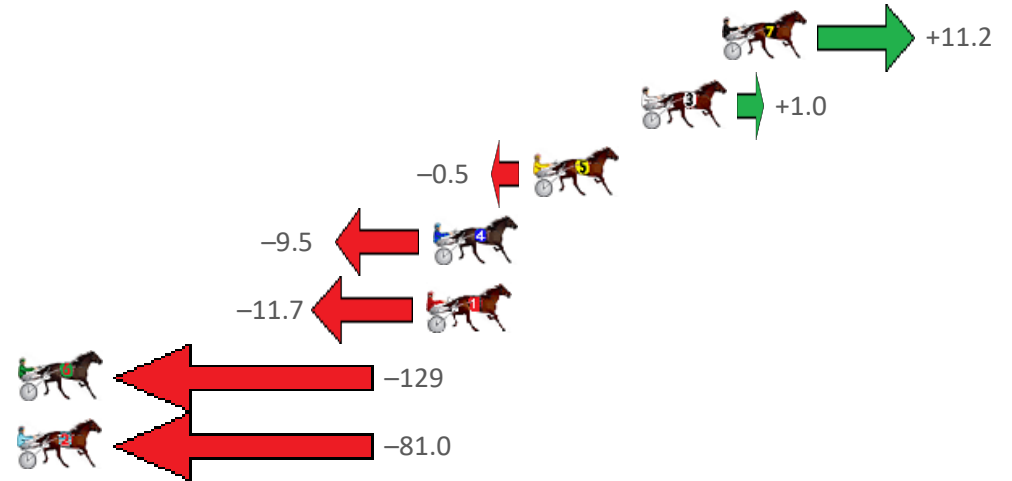
# Bunbury Race 7 Distance 2100m

Tuesday, 17 January 2023

Gross Time: 2:35.60 MileRate: 1:59.20 LeadTime: 35.00s First Qtr: 31.40s Second Qtr: 29.10s Third Qtr: 29.60s Fourth Qtr: 30.50s

NoHorse	Plc	Mar	800 Posi	400 Posi	Time	3rd Qtr	4th Qtr
7 GOODEALEHMADDIE	1	0.0m	11.2m (1)	5.6m (2)	2:35.60	29.19s	30.08s
3 CHRYSOPRASE	2	3.2m	4.2m (0)	4.8m (0)	2:35.86	29.65s	30.38s
5 RONA MAY	3	7.5m	7.0m (1)	1.6m (2)	2:36.20	29.19s	30.95s
4 DYNAMITE BEACH	4	11.5m	2.0m (1)	0.0m (1)	2:36.52	29.44s	31.37s
1 HAYWIRE	5	11.7m	0.0m (0)	0.2m (0)	2:36.53	29.60s	31.37s
6 MIDDLE OF THE ROA	6	146.9m	18.4m (0)	60.0m (0)	2:47.33	32.61s	37.09s
2 BATAVIA REACTOR	7	156.0m	75.0m (0)	120.0m (0)	2:48.05	32.92s	33.23s

Finish Position and metres gained from 800m





## PJ Harness Analyser

1-week free trial is here to stay

www.facebook.com/PJHarnessRacing



RISE Digital, Harness Racing Australia nor the provider accepts any responsibility for the completeness or accuracy of any of the information contained herein, and makes no representations about its suitability for any particular purpose. Users should make their own judgements about those matters and/or seek independent advice. You assume all risks associated with use of data provided on this page