

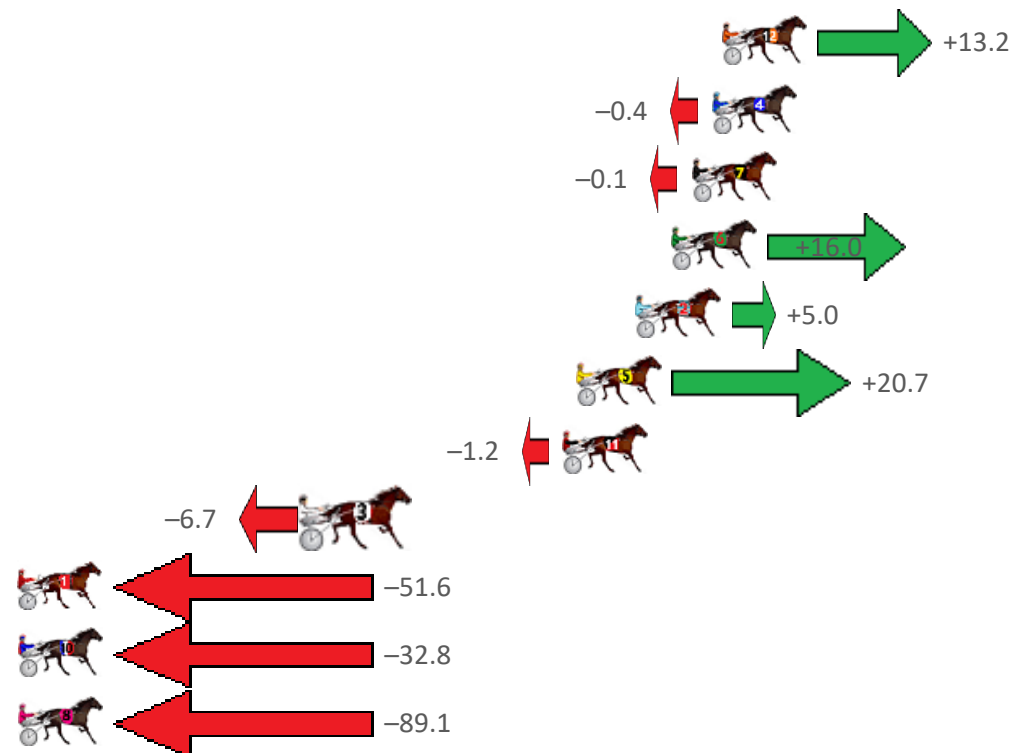
# Gloucester Park Race 1 Distance 2130m

Friday, 6 January 2023

Gross Time: 2:33.70 MileRate: 1:56.10 LeadTime: 36.10s First Qtr: 29.60s Second Qtr: 29.20s Third Qtr: 28.60s Fourth Qtr: 30.20s

NoHorse	Plc	Mar	800 Posi	400 Posi	Time	3rd Qtr	4th Qtr
12 STAR OF DIAMONDS	1	0.0m	13.2m (1)	11.3m (3)	2:33.70	28.48s	29.38s
4 CHERISHTHEMEMOR	2	0.4m	0.0m (0)	0.3m (0)	2:33.73	28.62s	30.21s
7 NEVERMINDTHECHA	3	1.2m	1.1m (1)	0.0m (1)	2:33.79	28.52s	30.29s
6 TRIPLE BRIE	4	2.0m	18.0m (1)	15.4m (2)	2:33.86	28.44s	29.24s
2 SAMEPLACE SAMETI	5	3.4m	8.4m (0)	9.3m (0)	2:33.97	28.68s	29.79s
5 MISS SERENADE	6	5.8m	26.5m (0)	19.1m (0)	2:34.16	28.12s	29.26s
11 MISSTIANO	7	6.3m	5.1m (1)	5.2m (1)	2:34.20	28.62s	30.32s
3 PAROQUET	8	16.3m	9.6m (1)	8.2m (2)	2:34.99	28.52s	30.89s
1 FREE WHEELING	9	55.8m	4.2m (0)	4.9m (0)	2:38.11	28.66s	34.25s
10 THREE RUMOURS	10	74.2m	41.4m (0)	48.7m (0)	2:39.57	29.22s	32.51s
8 PUREST SILK	11	104.6m	15.5m (0)	69.2m (0)	2:41.97	32.56s	33.41s

## Finish Position and metres gained from 800m



**PJ Harness Analyser**  
1-week free trial is here to stay

[www.facebook.com/PJHarnessRacing](https://www.facebook.com/PJHarnessRacing)



RISE Digital, Harness Racing Australia nor the provider accepts any responsibility for the completeness or accuracy of any of the information contained herein, and makes no representations about its suitability for any particular purpose. Users should make their own judgements about those matters and/or seek independent advice. You assume all risks associated with use of data provided on this page

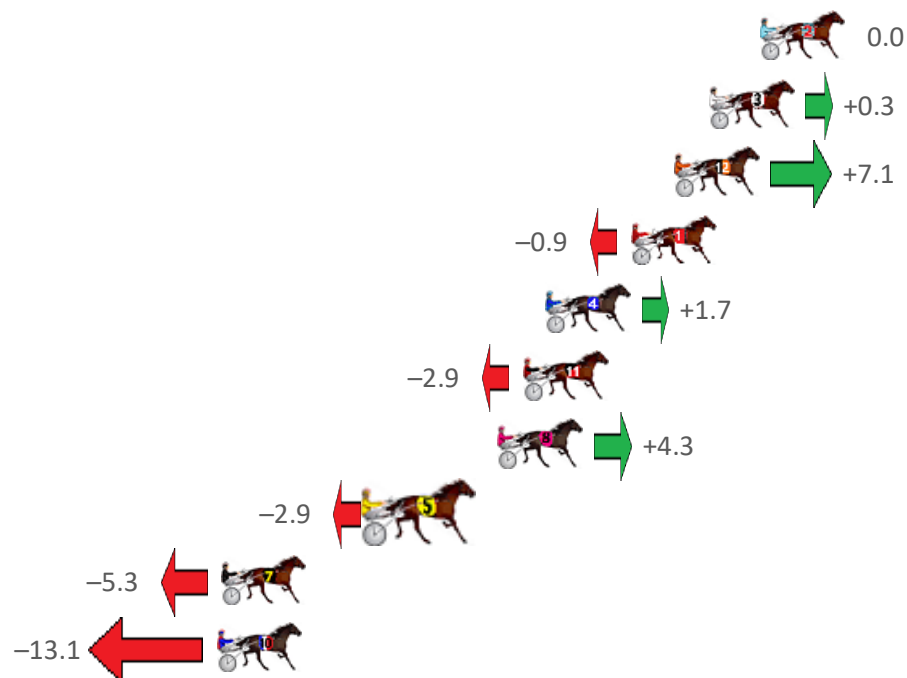
# Gloucester Park Race 2 Distance 2130m

Friday, 6 January 2023

Gross Time: 2:34.50 MileRate: 1:56.70 LeadTime: 37.30s First Qtr: 30.10s Second Qtr: 28.80s Third Qtr: 28.50s Fourth Qtr: 29.80s

NoHorse	Plc	Mar	800 Posi	400 Posi	Time	3rd Qtr	4th Qtr
2 PRADASON	1	0.0m	0.0m (0)	0.0m (0)	2:34.50	28.50s	29.80s
3 VALENTINES BROOK	2	2.0m	2.3m (1)	1.1m (1)	2:34.66	28.42s	29.87s
12 LUCKY GALLEON	3	3.4m	10.5m (1)	5.3m (1)	2:34.77	28.14s	29.68s
1 THE KRAKEN	4	5.1m	4.2m (0)	4.1m (0)	2:34.90	28.50s	29.90s
4 DONT BOTHER ME N	5	8.5m	10.2m (2)	8.3m (2)	2:35.16	28.38s	29.86s
11 MANNING	6	9.4m	6.5m (2)	4.5m (2)	2:35.23	28.36s	30.21s
8 EUPHORIC MOMENT	7	10.4m	14.7m (2)	13.3m (2)	2:35.31	28.42s	29.65s
5 ROCKSTAR REBEL	8	15.3m	12.4m (0)	14.4m (0)	2:35.69	28.66s	29.95s
7 BETTORSTARTDREA	9	21.4m	16.1m (1)	16.9m (1)	2:36.17	28.58s	30.25s
10 RIP JACKSON	10	21.6m	8.5m (0)	9.7m (0)	2:36.19	28.60s	30.79s

## Finish Position and metres gained from 800m



**PJ Harness Analyser**  
1-week free trial is here to stay

[www.facebook.com/PJHarnessRacing](https://www.facebook.com/PJHarnessRacing)



RISE Digital, Harness Racing Australia nor the provider accepts any responsibility for the completeness or accuracy of any of the information contained herein, and makes no representations about its suitability for any particular purpose. Users should make their own judgements about those matters and/or seek independent advice. You assume all risks associated with use of data provided on this page


# Gloucester Park Race 3 Distance 2130m

Friday, 6 January 2023

Gross Time: 2:35.10 MileRate: 1:57.20 LeadTime: 37.10s First Qtr: 29.30s Second Qtr: 30.40s Third Qtr: 28.70s Fourth Qtr: 29.60s

NoHorse	Plc	Mar	800 Posi	400 Posi	Time	3rd Qtr	4th Qtr
2 DISCO UNDER FIRE	1	0.0m	0.0m (0)	0.0m (0)	2:35.10	28.70s	29.60s
4 WALSH	2	4.9m	14.3m (1)	8.9m (2)	2:35.48	28.32s	29.34s
1 LIBBA RACY	3	5.0m	4.5m (0)	4.1m (0)	2:35.49	28.68s	29.69s
11 TUAS DELIGHT	4	8.0m	10.1m (1)	10.8m (1)	2:35.72	28.76s	29.44s
3 MEDIEVAL MAN	5	8.1m	6.2m (1)	6.9m (1)	2:35.73	28.76s	29.73s
10 ALLWOODS ROCKNR	6	8.2m	8.4m (0)	8.6m (0)	2:35.74	28.72s	29.62s
8 RASCAL	7	8.5m	2.0m (1)	2.8m (1)	2:35.76	28.76s	30.06s
12 PIERRE WHITBY	8	10.5m	12.9m (0)	12.4m (0)	2:35.91	28.68s	29.51s
5 GEE SMITH	9	13.6m	21.9m (0)	20.4m (0)	2:36.16	28.62s	29.18s
7 HERE COMES SHARKI	10	15.0m	17.1m (0)	16.3m (0)	2:36.26	28.66s	29.58s
6 MCARDLES GEM	11	17.2m	18.5m (1)	15.2m (1)	2:36.43	28.48s	29.83s
9 SHADOW ROLL	12	26.3m	23.0m (1)	21.6m (1)	2:37.14	28.62s	30.08s

## Finish Position and metres gained from 800m



**PJ Harness Analyser**  
1-week free trial is here to stay

[www.facebook.com/PJHarnessRacing](https://www.facebook.com/PJHarnessRacing)



RISE Digital, Harness Racing Australia nor the provider accepts any responsibility for the completeness or accuracy of any of the information contained herein, and makes no representations about its suitability for any particular purpose. Users should make their own judgements about those matters and/or seek independent advice. You assume all risks associated with use of data provided on this page

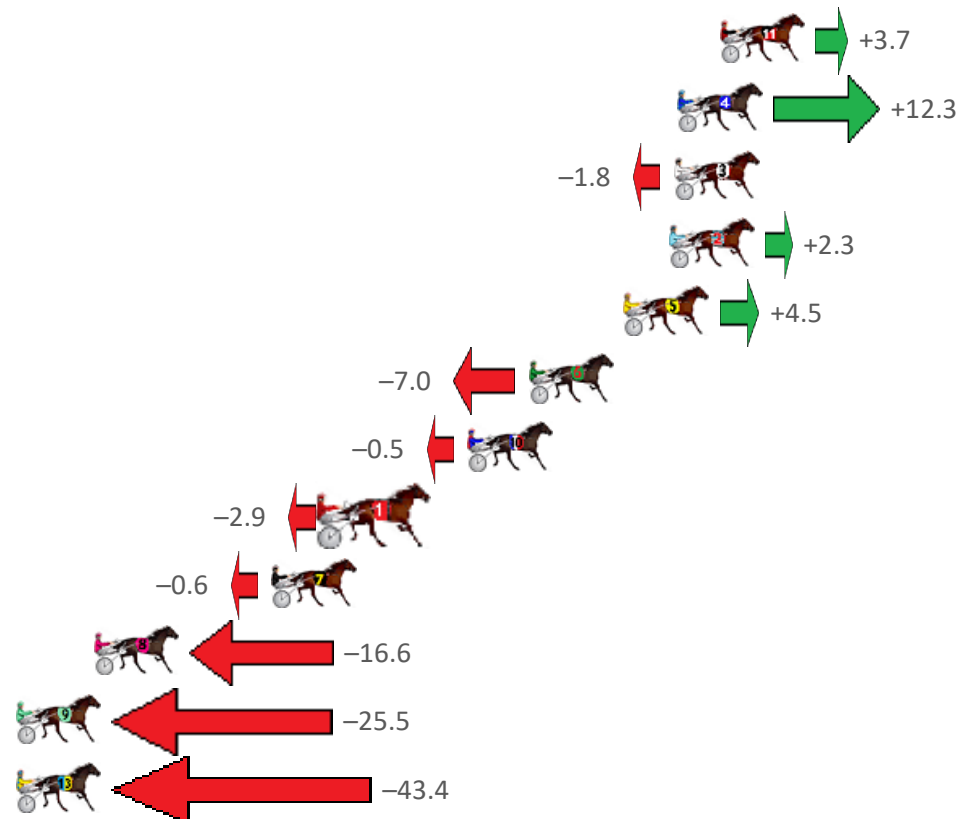
# Gloucester Park Race 4 Distance 2130m

Friday, 6 January 2023

Gross Time: 2:35.60 MileRate: 1:57.60 LeadTime: 38.00s First Qtr: 30.70s Second Qtr: 30.40s Third Qtr: 28.10s Fourth Qtr: 28.40s

NoHorse	Plc	Mar	800 Posi	400 Posi	Time	3rd Qtr	4th Qtr
11 GLENLEDI CHIEF	1	0.0m	3.7m (2)	2.6m (2)	2:35.60	28.02s	28.22s
4 BEAT CITY	2	1.7m	14.0m (1)	14.6m (1)	2:35.73	28.14s	27.50s
3 TYPHOON BANNER	3	1.8m	0.0m (0)	0.0m (0)	2:35.73	28.10s	28.53s
2 MOONLITE DRIVE	4	2.0m	4.3m (0)	4.0m (0)	2:35.75	28.08s	28.27s
5 HANDSANDWHEELS	5	3.8m	8.3m (0)	8.0m (0)	2:35.88	28.08s	28.12s
6 SUGAR STREET	6	7.6m	0.6m (1)	1.2m (1)	2:36.17	28.14s	28.88s
10 MACHNIFICENT	7	10.0m	9.5m (1)	10.9m (1)	2:36.35	28.20s	28.38s
1 GOTTA GO GABBAN	8	15.5m	12.6m (0)	13.1m (0)	2:36.76	28.14s	28.64s
7 GRAN CHICO	9	17.8m	17.2m (0)	18.2m (0)	2:36.93	28.18s	28.45s
8 GALACTIC STAR	10	24.9m	8.3m (2)	7.2m (2)	2:37.46	28.02s	29.75s
9 CORDERO	11	47.6m	22.1m (0)	23.4m (0)	2:39.15	28.20s	30.31s
13 WHATABRO	12	48.3m	4.9m (1)	5.4m (1)	2:39.20	28.14s	31.62s

## Finish Position and metres gained from 800m



**PJ Harness Analyser**  
1-week free trial is here to stay

[www.facebook.com/PJHarnessRacing](https://www.facebook.com/PJHarnessRacing)



RISE Digital, Harness Racing Australia nor the provider accepts any responsibility for the completeness or accuracy of any of the information contained herein, and makes no representations about its suitability for any particular purpose. Users should make their own judgements about those matters and/or seek independent advice. You assume all risks associated with use of data provided on this page

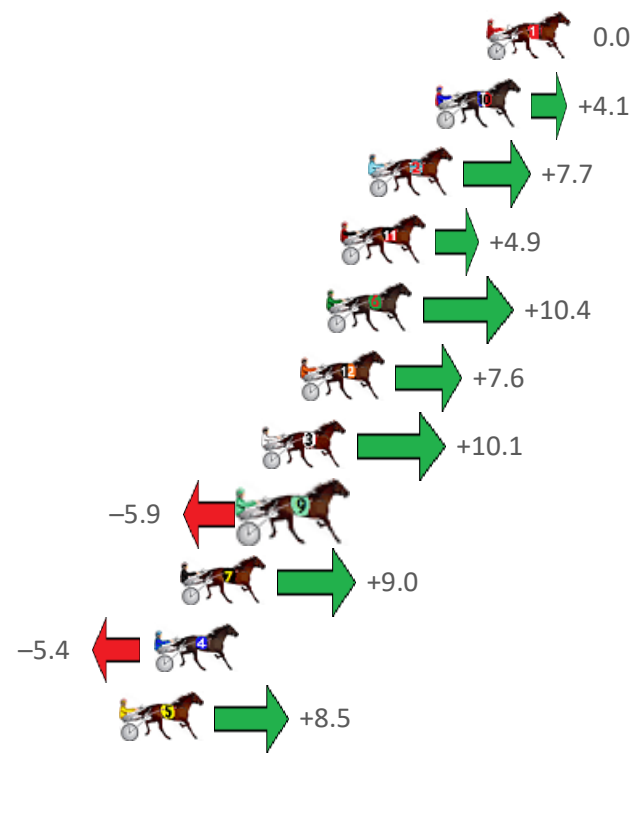
# Gloucester Park Race 5 Distance 2130m

Friday, 6 January 2023

Gross Time: 2:31.70 MileRate: 1:54.60 LeadTime: 35.40s First Qtr: 31.50s Second Qtr: 28.40s Third Qtr: 27.90s Fourth Qtr: 28.50s

NoHorse	Plc	Mar	800 Posi	400 Posi	Time	3rd Qtr	4th Qtr
1 DIEGO	1	0.0m	0.0m (0)	0.0m (0)	2:31.70	27.90s	28.50s
10 GAMBIT	2	2.0m	6.1m (0)	4.3m (0)	2:31.85	27.78s	28.35s
2 MIGHTY RONALDO	3	4.7m	12.4m (1)	12.0m (1)	2:32.05	27.88s	28.01s
11 JUMPINGJACKMAC	4	5.8m	10.7m (0)	8.3m (0)	2:32.13	27.74s	28.35s
6 PATRONUS STAR	5	6.3m	16.7m (1)	16.0m (1)	2:32.17	27.86s	27.85s
12 RAGAZZO MACH	6	7.4m	15.0m (0)	12.3m (0)	2:32.25	27.72s	28.19s
3 PERFECT MAJOR	7	8.9m	19.0m (0)	16.6m (0)	2:32.37	27.74s	28.01s
9 MAGNIFICENT STOR	8	9.4m	3.5m (1)	4.0m (1)	2:32.40	27.94s	28.92s
7 VULTAN TIN	9	12.1m	21.1m (1)	20.0m (1)	2:32.61	27.84s	28.00s
4 MIGHTY CONQUERO	10	13.2m	7.8m (1)	8.0m (1)	2:32.69	27.92s	28.93s
5 PRINCE OF PLEASUR	11	14.6m	23.1m (0)	20.1m (0)	2:32.79	27.71s	28.18s
8 HAMPTON BANNER	12	30.0m	30.3m (0)	27.7m (0)	2:33.95	27.74s	28.81s

## Finish Position and metres gained from 800m



**PJ Harness Analyser**  
1-week free trial is here to stay

[www.facebook.com/PJHarnessRacing](https://www.facebook.com/PJHarnessRacing)



RISE Digital, Harness Racing Australia nor the provider accepts any responsibility for the completeness or accuracy of any of the information contained herein, and makes no representations about its suitability for any particular purpose. Users should make their own judgements about those matters and/or seek independent advice. You assume all risks associated with use of data provided on this page

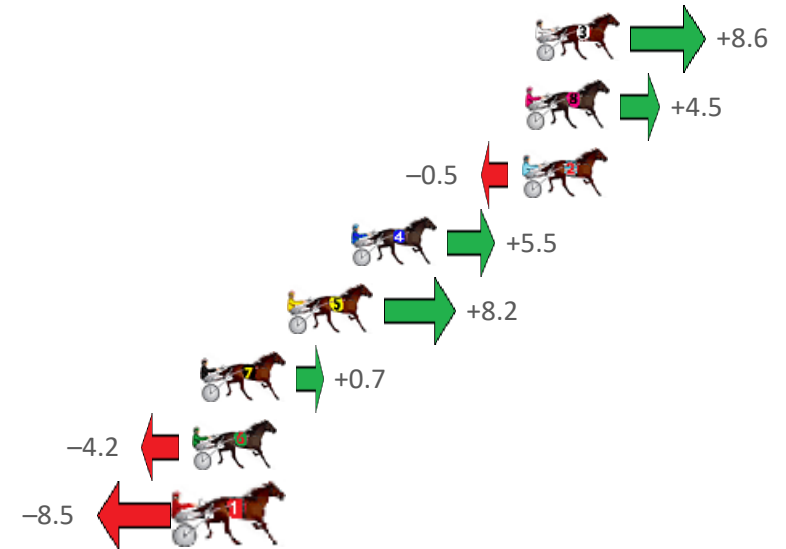
# Gloucester Park Race 6 Distance 1730m

Friday, 6 January 2023

Gross Time: 2:03.30 MileRate: 1:54.70 LeadTime: 7.90s First Qtr: 28.80s Second Qtr: 29.80s Third Qtr: 28.20s Fourth Qtr: 28.60s

NoHorse	Plc	Mar	800 Posi	400 Posi	Time	3rd Qtr	4th Qtr
3 RUN FOR MERCY	1	0.0m	8.6m (1)	7.7m (1)	2:03.30	28.14s	28.06s
8 MEA CULPA	2	0.4m	4.9m (1)	4.0m (1)	2:03.33	28.14s	28.35s
2 ARMED REACTOR	3	0.5m	0.0m (0)	0.0m (0)	2:03.34	28.20s	28.64s
4 MASTER LEIGHTON	4	7.3m	12.8m (1)	11.4m (1)	2:03.85	28.10s	28.35s
5 PONTEVIVO	5	9.8m	18.0m (1)	15.6m (1)	2:04.04	28.04s	28.23s
7 SEERYANFLY	6	13.3m	14.0m (0)	14.7m (0)	2:04.30	28.26s	28.56s
6 WOODLEA RAGNAR	7	13.6m	9.4m (0)	10.5m (0)	2:04.32	28.28s	28.88s
1 HEZ A CHANCE	8	13.9m	5.4m (0)	6.2m (0)	2:04.34	28.26s	29.20s

## Finish Position and metres gained from 800m



**PJ Harness Analyser**  
1-week free trial is here to stay

[www.facebook.com/PJHarnessRacing](https://www.facebook.com/PJHarnessRacing)



RISE Digital, Harness Racing Australia nor the provider accepts any responsibility for the completeness or accuracy of any of the information contained herein, and makes no representations about its suitability for any particular purpose. Users should make their own judgements about those matters and/or seek independent advice. You assume all risks associated with use of data provided on this page



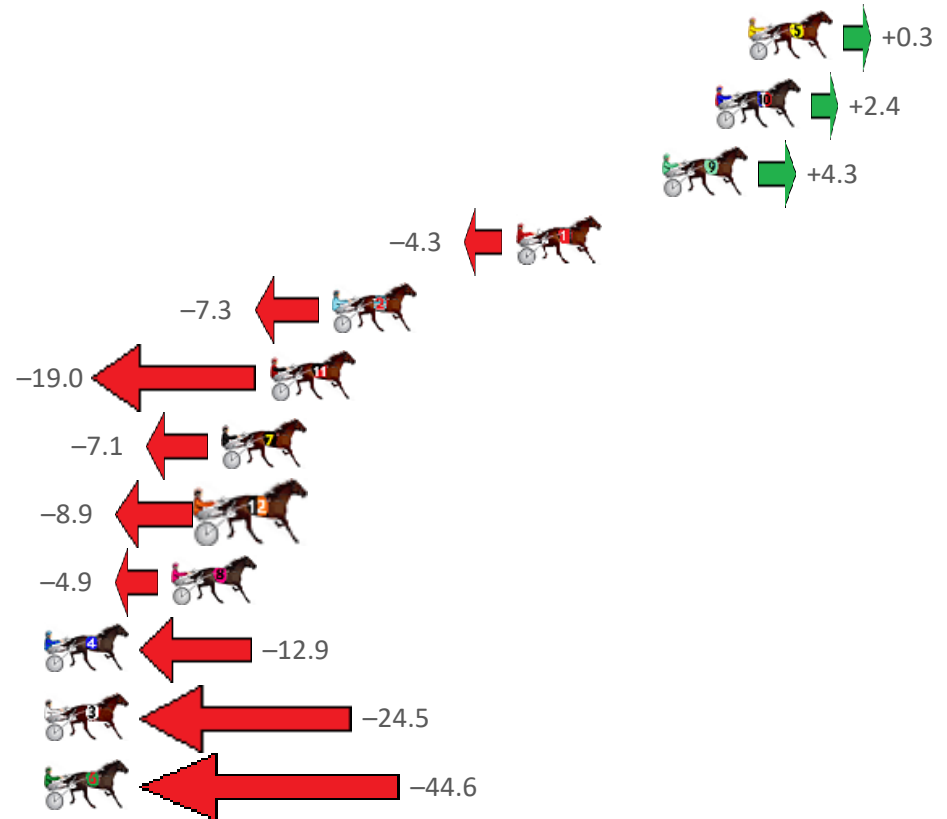
# Gloucester Park Race 7 Distance 2503m

Friday, 6 January 2023

Gross Time: 3:08.70 MileRate: 2:01.30 LeadTime: 69.20s First Qtr: 32.00s Second Qtr: 30.60s Third Qtr: 28.10s Fourth Qtr: 28.80s

NoHorse	Plc	Mar	800 Posi	400 Posi	Time	3rd Qtr	4th Qtr
5 STRAUNY	1	0.0m	0.3m (1)	0.0m (1)	3:08.70	28.08s	28.80s
10 AUSSIE SCOOTER	2	1.3m	3.7m (2)	3.1m (2)	3:08.80	28.06s	28.68s
9 TWOBOB CRACKER	3	3.4m	7.7m (2)	8.5m (1)	3:08.96	28.16s	28.46s
1 COOPER	4	9.2m	4.9m (0)	4.5m (0)	3:09.40	28.08s	29.18s
2 STEAM PUNK	5	16.5m	9.2m (0)	10.4m (0)	3:09.95	28.20s	29.31s
11 MASTER YOSSII	6	19.0m	0.0m (0)	0.3m (0)	3:10.14	28.12s	30.22s
7 TARTAN ROBYN	7	20.9m	13.8m (0)	14.7m (0)	3:10.28	28.18s	29.34s
12 HENGHENG	8	21.5m	12.6m (2)	14.2m (2)	3:10.33	28.22s	29.42s
8 ACUTO	9	22.9m	18.0m (0)	18.4m (2)	3:10.43	28.14s	29.23s
4 AMERICAN BULLITT	10	28.4m	15.5m (1)	17.9m (3)	3:10.85	28.28s	29.68s
3 FLEUR DU MAQUIS	11	34.2m	9.7m (1)	17.0m (1)	3:11.29	28.62s	30.19s
6 TROOPINGOFTHECO	12	49.8m	5.2m (1)	12.7m (1)	3:12.46	28.64s	31.66s

Finish Position and metres gained from 800m



## PJ Harness Analyser

1-week free trial is here to stay

[www.facebook.com/PJHarnessRacing](https://www.facebook.com/PJHarnessRacing)



RISE Digital, Harness Racing Australia nor the provider accepts any responsibility for the completeness or accuracy of any of the information contained herein, and makes no representations about its suitability for any particular purpose. Users should make their own judgements about those matters and/or seek independent advice. You assume all risks associated with use of data provided on this page


# Gloucester Park Race 8 Distance 1730m

Friday, 6 January 2023

Gross Time: 2:06.00 MileRate: 1:57.20 LeadTime: 8.30s First Qtr: 31.10s Second Qtr: 29.40s Third Qtr: 28.00s Fourth Qtr: 29.20s

NoHorse	Plc	Mar	800 Posi	400 Posi	Time	3rd Qtr	4th Qtr
4 MIDDLEPAGE	1	0.0m	6.3m (1)	6.2m (1)	2:06.00	28.00s	28.76s
2 CARRERA MACH	2	0.5m	1.4m (1)	1.4m (1)	2:06.04	28.00s	29.14s
1 ACOLTNAMEDSU	3	6.3m	0.0m (0)	0.0m (0)	2:06.48	28.00s	29.68s
3 IMPRESSIVE SIGNS	4	7.9m	4.6m (0)	4.8m (0)	2:06.61	28.02s	29.47s
8 VULCAN STAR	5	8.2m	12.9m (1)	7.7m (2)	2:06.63	27.64s	29.28s
6 HENWOOD BAY	6	13.5m	8.1m (2)	3.7m (2)	2:07.03	27.70s	29.97s
5 JOE WITH THE FLOW	7	14.2m	8.9m (0)	9.9m (0)	2:07.09	28.08s	29.59s
7 BLUE BLAZER	8	14.3m	13.5m (0)	14.9m (0)	2:07.10	28.12s	29.24s
9 REBEL WITH A GRIN	9	18.8m	17.5m (1)	11.3m (1)	2:07.44	27.58s	29.84s

## Finish Position and metres gained from 800m



**PJ Harness Analyser**  
1-week free trial is here to stay

[www.facebook.com/PJHarnessRacing](https://www.facebook.com/PJHarnessRacing)



RISE Digital, Harness Racing Australia nor the provider accepts any responsibility for the completeness or accuracy of any of the information contained herein, and makes no representations about its suitability for any particular purpose. Users should make their own judgements about those matters and/or seek independent advice. You assume all risks associated with use of data provided on this page



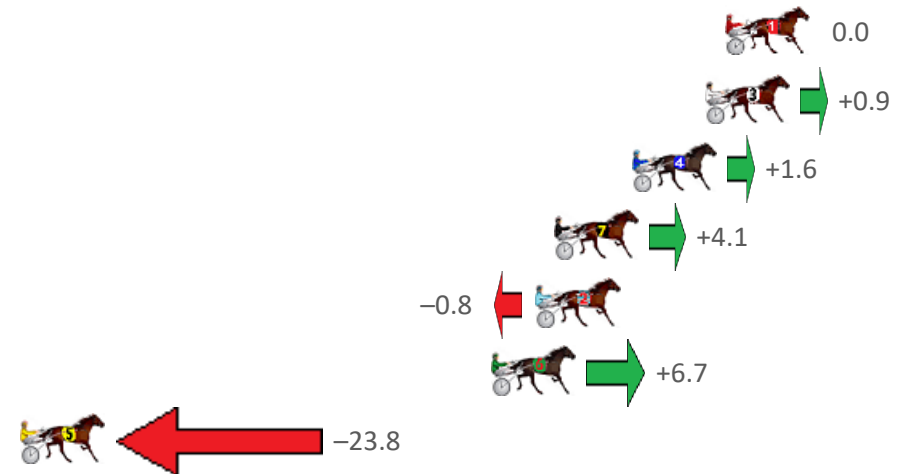
# Gloucester Park Race 9 Distance 1730m

Friday, 6 January 2023

Gross Time: 2:08.60 MileRate: 1:59.70 LeadTime: 8.00s First Qtr: 31.20s Second Qtr: 32.50s Third Qtr: 28.70s Fourth Qtr: 28.20s

NoHorse	Plc	Mar	800 Posi	400 Posi	Time	3rd Qtr	4th Qtr
1 STORMYSKYES	1	0.0m	0.0m (0)	0.0m (0)	2:08.60	28.70s	28.20s
3 WALL STREET GIRL	2	0.8m	1.7m (1)	1.7m (1)	2:08.66	28.70s	28.14s
4 TINSELTOWN	3	3.7m	5.3m (0)	5.1m (0)	2:08.87	28.68s	28.11s
7 PELIGROSO	4	6.8m	10.9m (1)	3.5m (2)	2:09.10	28.16s	28.46s
2 TUMBLIN DICE	5	7.5m	6.7m (1)	6.5m (1)	2:09.16	28.68s	28.29s
6 WAIT FOR THE BELL	6	9.3m	16.0m (1)	9.4m (2)	2:09.29	28.22s	28.23s
5 CAULONIA ARTY	7	33.6m	9.8m (0)	14.7m (0)	2:11.09	29.04s	29.65s

## Finish Position and metres gained from 800m



**PJ Harness Analyser**  
1-week free trial is here to stay

[www.facebook.com/PJHarnessRacing](https://www.facebook.com/PJHarnessRacing)



RISE Digital, Harness Racing Australia nor the provider accepts any responsibility for the completeness or accuracy of any of the information contained herein, and makes no representations about its suitability for any particular purpose. Users should make their own judgements about those matters and/or seek independent advice. You assume all risks associated with use of data provided on this page