


# Pinjarra Race 1 Distance 1684m

Wednesday, 11 January 2023

Gross Time: 2:05.50 MileRate: 1:59.90 LeadTime: 6.20s First Qtr: 30.00s Second Qtr: 31.20s Third Qtr: 30.00s Fourth Qtr: 28.10s

NoHorse	Plc	Mar	800 Posi	400 Posi	Time	3rd Qtr	4th Qtr
4 BETTOR ARCADE	1	0.0m 7.6m (1)	0.0m (1)	2:05.50	29.45s	28.10s	
5 IDEAL MUSCLE	2	6.5m 14.6m (0)	6.6m (1)	2:05.98	29.42s	28.09s	
2 REMARKABLE ROCK	3	12.5m 4.4m (0)	5.6m (0)	2:06.42	30.10s	28.58s	
3 TWELVE OCLOCK RO	4	17.7m 0.0m (0)	0.8m (0)	2:06.81	30.10s	29.28s	
1 THE WHIZZER	5	28.2m 8.8m (0)	12.4m (0)	2:07.58	30.30s	29.20s	

Finish Position and metres gained from 800m



## PJ Harness Analyser

1-week free trial is here to stay



[www.facebook.com/PJHarnessRacing](https://www.facebook.com/PJHarnessRacing)

RISE Digital, Harness Racing Australia nor the provider accepts any responsibility for the completeness or accuracy of any of the information contained herein, and makes no representations about its suitability for any particular purpose. Users should make their own judgements about those matters and/or seek independent advice. You assume all risks associated with use of data provided on this page

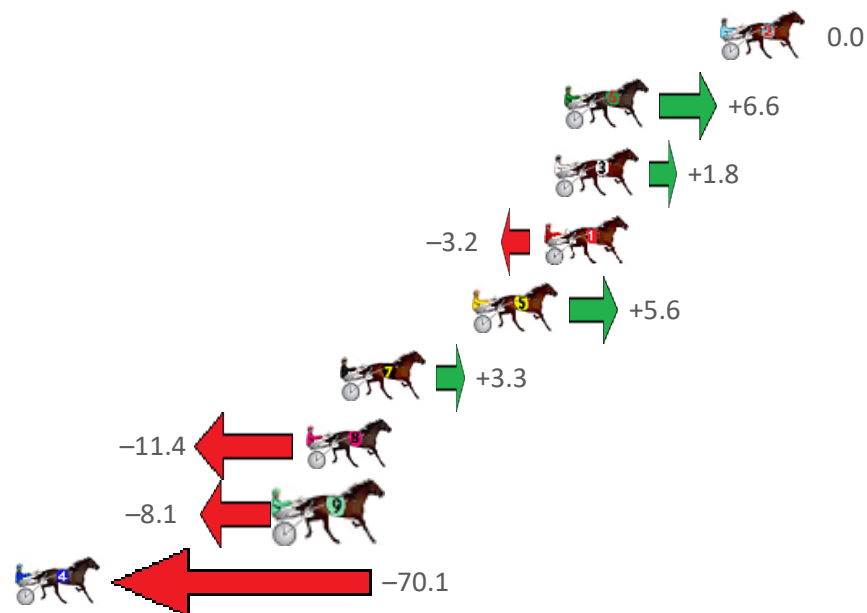
# Pinjarra Race 2 Distance 2185m

Wednesday, 11 January 2023

Gross Time: 2:43.40 MileRate: 2:00.30 LeadTime: 43.30s First Qtr: 31.00s Second Qtr: 31.00s Third Qtr: 29.50s Fourth Qtr: 28.60s

NoHorse	Plc	Mar	800 Posi	400 Posi	Time	3rd Qtr	4th Qtr
2 TELKEM JAY	1	0.0m	0.0m (0)	0.0m (0)	2:43.40	29.50s	28.60s
6 MORISSETTE	2	6.2m	12.8m (1)	11.6m (1)	2:43.87	29.41s	28.22s
3 MISS WILLOUGHBY	3	6.6m	8.4m (1)	7.6m (2)	2:43.90	29.44s	28.53s
1 FLYIN DISCO	4	7.0m	3.8m (1)	3.8m (1)	2:43.93	29.50s	28.83s
5 NO NONEY	5	9.8m	15.4m (0)	14.2m (0)	2:44.14	29.41s	28.29s
7 SPINNER OF YARNS	6	15.1m	18.4m (1)	16.4m (1)	2:44.53	29.35s	28.51s
8 ALEXANDRA THEGRE	7	16.4m	5.0m (0)	5.2m (0)	2:44.63	29.53s	29.40s
9 YOUR GRACE	8	17.3m	9.2m (0)	9.6m (0)	2:44.70	29.54s	29.15s
4 BONNIE PAULINE	9	170.1m	100.0m (0)	101.0m (0)	2:56.17	29.65s	33.51s

## Finish Position and metres gained from 800m



**PJ Harness Analyser**  
1-week free trial is here to stay

[www.facebook.com/PJHarnessRacing](https://www.facebook.com/PJHarnessRacing)



RISE Digital, Harness Racing Australia nor the provider accepts any responsibility for the completeness or accuracy of any of the information contained herein, and makes no representations about its suitability for any particular purpose. Users should make their own judgements about those matters and/or seek independent advice. You assume all risks associated with use of data provided on this page

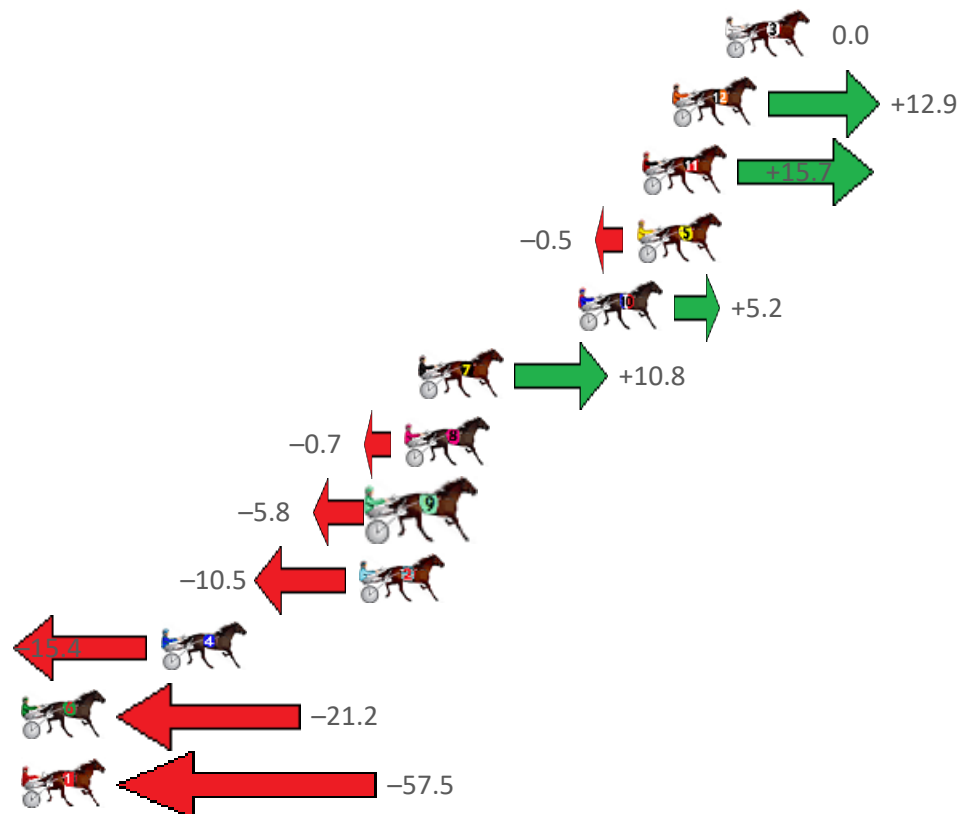
# Pinjarra Race 3 Distance 2185m

Wednesday, 11 January 2023

Gross Time: 2:47.70 MileRate: 2:03.50 LeadTime: 44.70s First Qtr: 33.90s Second Qtr: 31.30s Third Qtr: 29.50s Fourth Qtr: 28.30s

NoHorse	Plc	Mar	800 Posi	400 Posi	Time	3rd Qtr	4th Qtr
3 PRIDDAH	1	0.0m	0.0m (0)	0.0m (0)	2:47.70	29.50s	28.30s
12 FIVE STAR KEVIN	2	2.1m	15.0m (1)	10.6m (2)	2:47.86	29.17s	27.70s
11 EXTINCTION	3	3.3m	19.0m (1)	15.4m (2)	2:47.95	29.22s	27.45s
5 PASTER TEDESCO	4	3.5m	3.0m (1)	2.0m (1)	2:47.96	29.43s	28.41s
10 INFAMISS	5	5.8m	11.0m (1)	10.2m (1)	2:48.13	29.44s	27.99s
7 ZAC YOUR NOBODY	6	12.2m	23.0m (1)	20.2m (2)	2:48.61	29.29s	27.74s
8 THE INSIDE SCOOP	7	12.7m	12.0m (0)	11.8m (0)	2:48.64	29.49s	28.36s
9 ZIGGEY	8	13.8m	8.0m (0)	7.8m (0)	2:48.73	29.49s	28.72s
2 JUST A HAPPY MAN	9	14.5m	4.0m (0)	3.8m (0)	2:48.78	29.50s	29.05s
4 SHELLWOOD CHIEF	10	22.4m	7.0m (1)	6.0m (1)	2:49.37	29.45s	29.45s
6 LOCAL RESIDENT	11	41.2m	20.0m (0)	21.2m (0)	2:50.76	29.62s	29.71s
1 JACK MANNIX	12	73.5m	16.0m (0)	14.4m (1)	2:53.17	29.47s	32.46s

## Finish Position and metres gained from 800m



**PJ Harness Analyser**  
1-week free trial is here to stay

[www.facebook.com/PJHarnessRacing](https://www.facebook.com/PJHarnessRacing)



RISE Digital, Harness Racing Australia nor the provider accepts any responsibility for the completeness or accuracy of any of the information contained herein, and makes no representations about its suitability for any particular purpose. Users should make their own judgements about those matters and/or seek independent advice. You assume all risks associated with use of data provided on this page

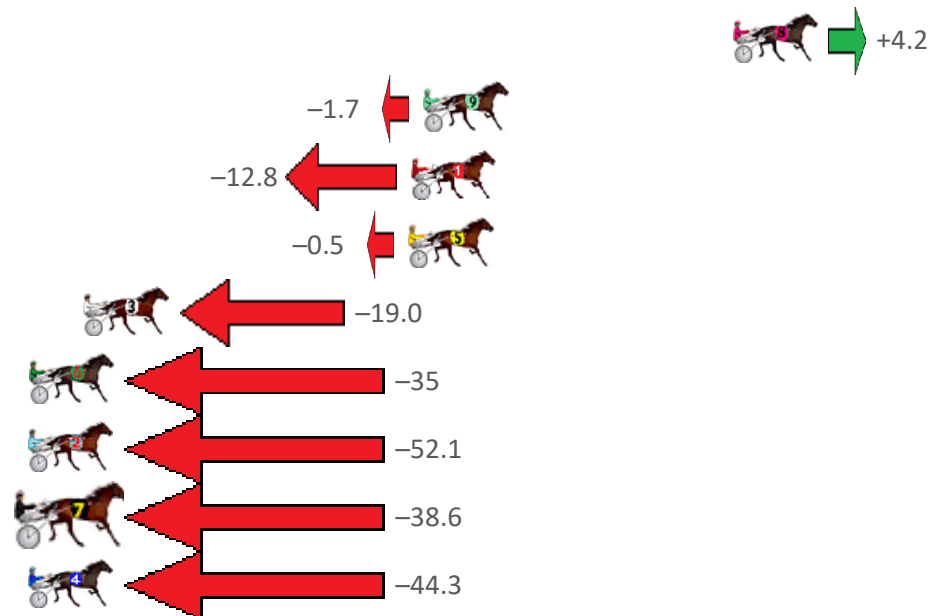
# Pinjarra Race 4 Distance 1684m

Wednesday, 11 January 2023

Gross Time: 2:01.90 MileRate: 1:56.50 LeadTime: 5.60s First Qtr: 28.00s Second Qtr: 28.80s Third Qtr: 30.60s Fourth Qtr: 28.90s

NoHorse	Plc	Mar	800 Posi	400 Posi	Time	3rd Qtr	4th Qtr
8 THE DARK NIGHT	1	0.0m	4.2m (0)	4.4m (0)	2:01.90	30.61s	28.58s
9 ROLL EM	2	12.3m	10.6m (1)	12.2m (2)	2:02.83	30.72s	28.91s
1 IM RIDDLER	3	12.8m	0.0m (0)	0.0m (0)	2:02.87	30.63s	29.82s
5 CLASSNSMART	4	12.9m	12.4m (0)	8.6m (0)	2:02.88	30.33s	29.21s
3 RADIANT BAY	5	25.8m	6.8m (1)	8.8m (1)	2:03.86	30.78s	30.12s
6 SUNPATRA	6	40.2m	6.0m (2)	4.6m (2)	2:04.95	30.57s	31.46s
2 COLORADO BANNER	7	54.7m	2.6m (1)	4.8m (1)	2:06.05	30.87s	32.49s
7 MISS STEFANI	8	56.2m	17.6m (2)	7.6m (3)	2:06.16	29.96s	32.39s
4 RYLEEORIELLY	9	59.5m	15.2m (1)	15.0m (3)	2:06.41	30.68s	32.10s

Finish Position and metres gained from 800m



**PJ Harness Analyser**  
1-week free trial is here to stay

[www.facebook.com/PJHarnessRacing](https://www.facebook.com/PJHarnessRacing)



RISE Digital, Harness Racing Australia nor the provider accepts any responsibility for the completeness or accuracy of any of the information contained herein, and makes no representations about its suitability for any particular purpose. Users should make their own judgements about those matters and/or seek independent advice. You assume all risks associated with use of data provided on this page

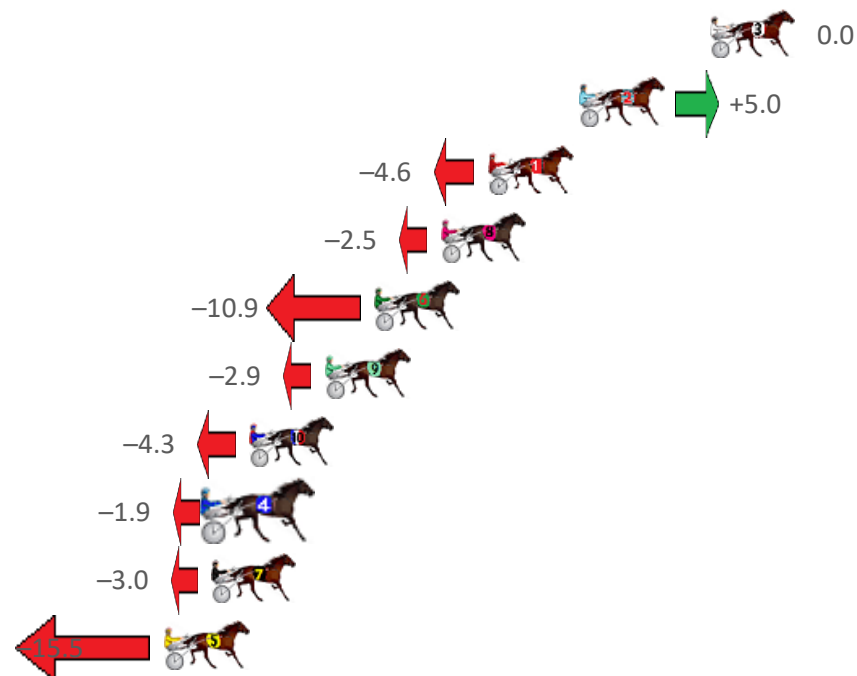
# Pinjarra Race 5 Distance 2185m

Wednesday, 11 January 2023

Gross Time: 2:42.50 MileRate: 1:59.70 LeadTime: 44.40s First Qtr: 31.50s Second Qtr: 30.40s Third Qtr: 28.90s Fourth Qtr: 27.30s

NoHorse	Plc	Mar	800 Posi	400 Posi	Time	3rd Qtr	4th Qtr
3 ETON ROCK	1	0.0m	0.0m (0)	0.0m (0)	2:42.50	28.90s	27.30s
2 ROCKIN RUFUS	2	5.2m	10.2m (1)	9.8m (2)	2:42.87	28.86s	26.99s
1 DOCTOR STEVE	3	8.8m	4.2m (0)	4.2m (0)	2:43.13	28.91s	27.61s
8 SIMPLY SHAZ	4	10.7m	8.2m (0)	8.2m (0)	2:43.27	28.90s	27.47s
6 GOLD HORSESHOE	5	13.3m	2.4m (1)	3.4m (1)	2:43.46	28.99s	27.97s
9 MISTA EDITORIAL	6	15.3m	12.4m (0)	13.6m (0)	2:43.60	28.99s	27.42s
10 THE VERANDAH	7	18.3m	14.0m (1)	13.4m (1)	2:43.82	28.87s	27.63s
4 CAPTAINS BEACHBA	8	19.7m	17.8m (1)	17.4m (1)	2:43.92	28.88s	27.46s
7 BLOCKJORG	9	19.8m	16.8m (0)	18.0m (0)	2:43.92	28.99s	27.42s
5 MISS LAMARR	10	21.7m	6.2m (1)	7.8m (1)	2:44.06	29.04s	28.24s

Finish Position and metres gained from 800m



**PJ Harness Analyser**  
1-week free trial is here to stay

[www.facebook.com/PJHarnessRacing](https://www.facebook.com/PJHarnessRacing)



RISE Digital, Harness Racing Australia nor the provider accepts any responsibility for the completeness or accuracy of any of the information contained herein, and makes no representations about its suitability for any particular purpose. Users should make their own judgements about those matters and/or seek independent advice. You assume all risks associated with use of data provided on this page

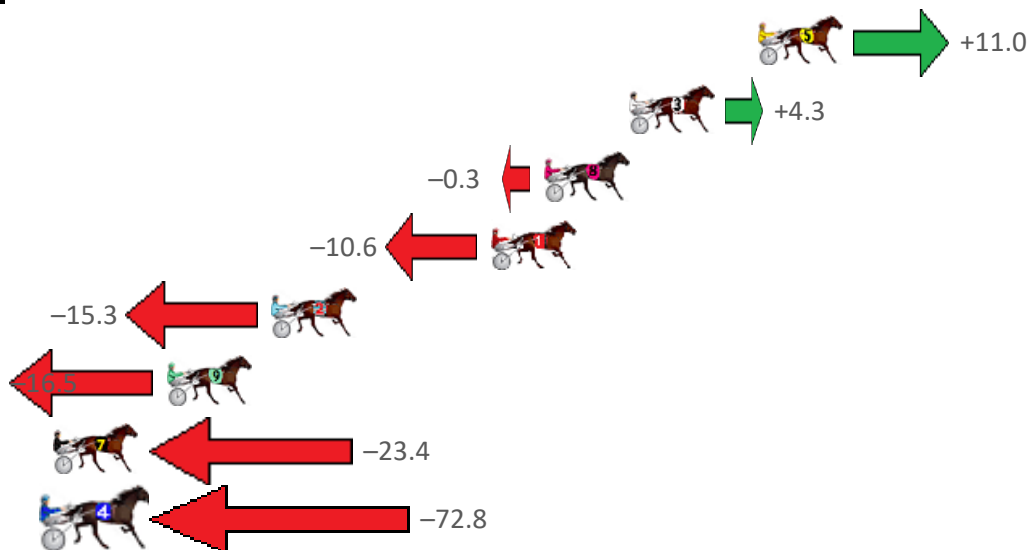
# Pinjarra Race 6 Distance 2185m

Wednesday, 11 January 2023

Gross Time: 2:40.30 MileRate: 1:58.00 LeadTime: 42.50s First Qtr: 30.90s Second Qtr: 29.60s Third Qtr: 29.20s Fourth Qtr: 28.10s

NoHorse	Plc	Mar	800 Posi	400 Posi	Time	3rd Qtr	4th Qtr
5 BEYOND THE SEA	1	0.0m	11.0m (2)	0.0m (2)	2:40.30	28.42s	28.10s
3 YOU FLY WITH ME	2	5.1m	9.4m (1)	5.2m (2)	2:40.68	28.90s	28.09s
8 TERROR IN TEXAS	3	8.5m	8.2m (0)	8.4m (1)	2:40.93	29.21s	28.11s
1 REGAL AURA	4	10.6m	0.0m (0)	0.0m (0)	2:41.08	29.21s	28.84s
2 ARMAROCKSTAR	5	19.3m	4.0m (0)	4.4m (0)	2:41.73	29.25s	29.14s
9 CARIBBEAN LILY	6	23.5m	7.0m (2)	2.6m (1)	2:42.04	28.92s	29.56s
7 LIBBA RACY	7	35.6m	12.2m (0)	16.6m (0)	2:42.93	29.54s	29.43s
4 LORINDA KATE	8	76.6m	3.8m (1)	23.6m (1)	2:45.96	30.68s	31.80s

Finish Position and metres gained from 800m



## PJ Harness Analyser

1-week free trial is here to stay



[www.facebook.com/PJHarnessRacing](https://www.facebook.com/PJHarnessRacing)

RISE Digital, Harness Racing Australia nor the provider accepts any responsibility for the completeness or accuracy of any of the information contained herein, and makes no representations about its suitability for any particular purpose. Users should make their own judgements about those matters and/or seek independent advice. You assume all risks associated with use of data provided on this page



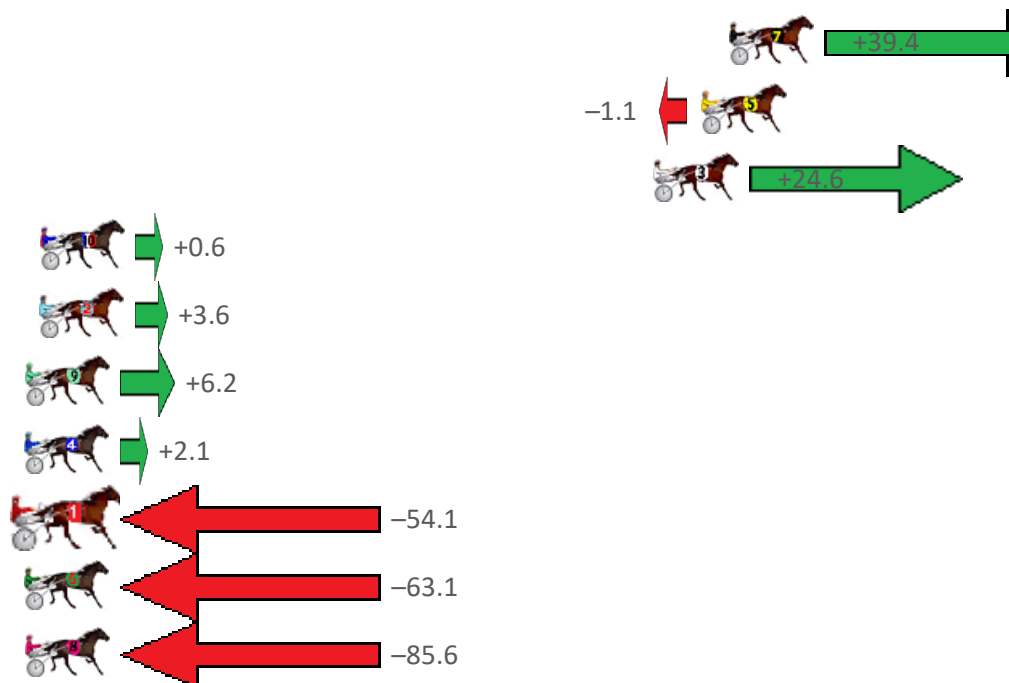
# Pinjarra Race 7 Distance 2185m

Wednesday, 11 January 2023

Gross Time: 2:40.30 MileRate: 1:58.10 LeadTime: 41.40s First Qtr: 29.50s Second Qtr: 28.60s Third Qtr: 30.70s Fourth Qtr: 30.10s

NoHorse	Plc	Mar	800 Posi	400 Posi	Time	3rd Qtr	4th Qtr
7 BETTOR MOVE ALON	1	0.0m	39.4m (0)	14.4m (1)	2:40.30	28.80s	29.02s
5 ELLI MIRANDO	2	1.1m	0.0m (0)	0.0m (0)	2:40.39	30.70s	30.18s
3 MAKE YOUR MARK	3	3.0m	27.6m (2)	4.6m (0)	2:40.54	28.96s	29.98s
10 HAPPY DAYZ	4	27.4m	28.0m (0)	34.6m (1)	2:42.46	31.19s	29.56s
2 YANKEEDELIGHT	5	27.4m	31.0m (1)	24.6m (1)	2:42.46	30.22s	30.31s
9 STAR LILLY	6	29.0m	35.2m (1)	26.0m (2)	2:42.59	30.01s	30.32s
4 RODGER JAMES	7	29.9m	32.0m (0)	29.0m (1)	2:42.66	30.47s	30.17s
1 GALACTIC RULER	8	73.7m	19.6m (0)	20.2m (0)	2:46.11	30.79s	34.10s
6 GOODONYA MATE	9	86.3m	23.2m (1)	32.4m (0)	2:47.10	31.44s	34.13s
8 BATAVIA REACTOR	10	109.4m	23.8m (0)	47.0m (0)	2:48.92	32.50s	34.77s

Finish Position and metres gained from 800m



**PJ Harness Analyser**  
1-week free trial is here to stay

[www.facebook.com/PJHarnessRacing](https://www.facebook.com/PJHarnessRacing)



RISE Digital, Harness Racing Australia nor the provider accepts any responsibility for the completeness or accuracy of any of the information contained herein, and makes no representations about its suitability for any particular purpose. Users should make their own judgements about those matters and/or seek independent advice. You assume all risks associated with use of data provided on this page

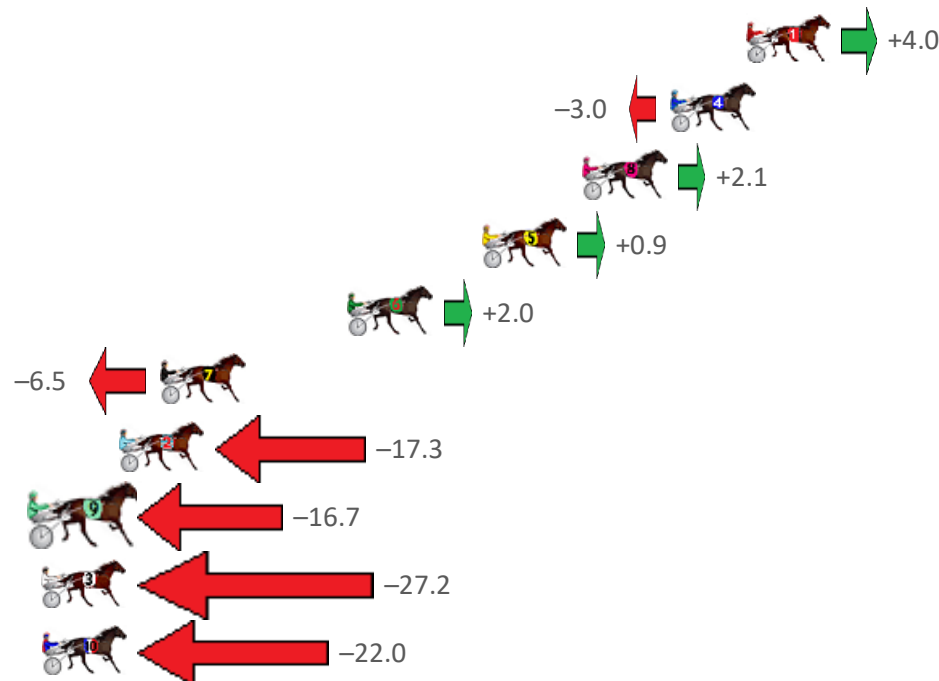
# Pinjarra Race 8 Distance 1684m

Wednesday, 11 January 2023

Gross Time: 2:05.70 MileRate: 2:00.10 LeadTime: 5.60s First Qtr: 30.20s Second Qtr: 31.20s Third Qtr: 30.20s Fourth Qtr: 28.50s

NoHorse	Plc	Mar	800 Posi	400 Posi	Time	3rd Qtr	4th Qtr
1 HELLO GORGEOUS	1	0.0m	4.0m (0)	4.0m (0)	2:05.70	30.19s	28.22s
4 JUSTFOLLOWMEHO	2	3.0m	0.0m (0)	0.0m (0)	2:05.92	30.21s	28.71s
8 CARMELA DOMENIC	3	6.5m	8.6m (0)	8.4m (0)	2:06.19	30.18s	28.37s
5 EE JAY WHY	4	10.5m	11.4m (2)	2.0m (1)	2:06.49	29.53s	29.10s
6 KRAFTY LOUISE	5	15.8m	17.8m (2)	4.2m (2)	2:06.88	29.23s	29.32s
7 DEBRENIKA	6	23.3m	16.8m (1)	8.6m (2)	2:07.44	29.63s	29.54s
2 ABBEE BEE	7	24.9m	7.6m (1)	13.6m (2)	2:07.56	30.66s	29.30s
9 BETTOR BE BUCKS	8	28.7m	12.0m (1)	17.2m (0)	2:07.85	30.60s	29.31s
3 FLEET OF FOOT	9	29.8m	2.6m (1)	6.4m (1)	2:07.93	30.53s	30.16s
10 MY PRECIOUS MAM	10	34.6m	12.6m (0)	12.8m (0)	2:08.29	30.26s	30.04s

## Finish Position and metres gained from 800m



**PJ Harness Analyser**  
1-week free trial is here to stay

[www.facebook.com/PJHarnessRacing](https://www.facebook.com/PJHarnessRacing)



RISE Digital, Harness Racing Australia nor the provider accepts any responsibility for the completeness or accuracy of any of the information contained herein, and makes no representations about its suitability for any particular purpose. Users should make their own judgements about those matters and/or seek independent advice. You assume all risks associated with use of data provided on this page




# Pinjarra Race 9 Distance 2692m

Wednesday, 11 January 2023

Gross Time: 3:28.10 MileRate: 2:04.40 LeadTime: 85.00s First Qtr: 32.70s Second Qtr: 30.40s Third Qtr: 30.10s Fourth Qtr: 29.90s

NoHorse	Plc	Mar	800 Posi	400 Posi	Time	3rd Qtr	4th Qtr
2 EVAS IMAGE	1	0.0m	4.4m (0)	4.6m (0)	3:28.10	30.11s	29.56s
6 LINE THE STARZZZ	2	6.7m	22.0m (0)	20.6m (1)	3:28.62	29.99s	28.87s
5 ALDEBARAN SUND0	3	20.5m	0.0m (0)	0.0m (0)	3:29.71	30.11s	31.42s
1 LAVRADORE	4	36.5m	8.6m (0)	9.2m (0)	3:30.96	30.15s	31.93s
3 CHICAGO H	5	37.1m	13.6m (0)	13.4m (0)	3:31.01	30.09s	31.66s
4 KELL ROAD KID	6	60.2m	17.8m (0)	17.4m (0)	3:32.82	30.08s	33.08s

Finish Position and metres gained from 800m



## PJ Harness Analyser

1-week free trial is here to stay



[www.facebook.com/PJHarnessRacing](https://www.facebook.com/PJHarnessRacing)

RISE Digital, Harness Racing Australia nor the provider accepts any responsibility for the completeness or accuracy of any of the information contained herein, and makes no representations about its suitability for any particular purpose. Users should make their own judgements about those matters and/or seek independent advice. You assume all risks associated with use of data provided on this page