

Pinjarra Race 1 Distance 1684m

Monday, 30 January 2023

Gross Time: 2:02.10 MileRate: 1:56.70 LeadTime: 5.60s First Qtr: 30.60s Second Qtr: 29.40s Third Qtr: 28.90s Fourth Qtr: 27.60s

NoHorse	Plc	Mar	800 Posi	400 Posi	Time	3rd Qtr	4th Qtr
1 OFF THE CHARTS	1	0.0m	0.0m (0)	0.0m (0)	2:02.10	28.90s	27.60s

2 MAXIMUM ROCK 2 11.4m 5.2m (0) 5.2m (0) 2:02.93 28.91s 28.03s

4 WORLDS ABOVE 3 14.3m 11.4m (0) 11.8m (0) 2:03.14 28.93s 27.77s

6 PHILTHEJUG 4 27.3m 22.2m (0) 22.4m (1) 2:04.08 28.92s 27.94s

5 BAY ROCK BOY 5 29.1m 16.6m (0) 19.2m (0) 2:04.21 29.10s 28.28s

3 CHIEF COPY 6 39.4m 27.0m (0) 29.0m (1) 2:04.96 29.06s 28.31s

Finish Position and metres gained from 800m



PJ Harness Analyser

1-week free trial is here to stay

www.facebook.com/PJHarnessRacing



RISE Digital, Harness Racing Australia nor the provider accepts any responsibility for the completeness or accuracy of any of the information contained herein, and makes no representations about its suitability for any particular purpose. Users should make their own judgements about those matters and/or seek independent advice. You assume all risks associated with use of data provided on this page


Pinjarra Race 2 Distance 2185m

Monday, 30 January 2023

Gross Time: 2:41.70 MileRate: 1:59.10 LeadTime: 41.20s First Qtr: 31.60s Second Qtr: 30.20s Third Qtr: 30.30s Fourth Qtr: 28.40s

NoHorse	Plc	Mar	800 Posi	400 Posi	Time	3rd Qtr	4th Qtr
3 MORISSETTE	1	0.0m	0.0m (0)	0.0m (0)	2:41.70	30.30s	28.40s
5 BRULEE	2	2.2m	2.6m (1)	1.6m (1)	2:41.86	30.23s	28.44s
2 EE JAY WHY	3	9.1m	4.0m (0)	4.6m (0)	2:42.38	30.35s	28.72s
6 MISS WILLOUGHBY	4	11.6m	6.8m (1)	4.6m (2)	2:42.57	30.16s	28.89s
7 KRAFTY LOUISE	5	13.1m	15.2m (1)	8.8m (2)	2:42.68	29.84s	28.70s
4 DANNIKA	6	13.9m	11.0m (1)	9.0m (1)	2:42.74	30.17s	28.75s
8 KNOCKEM DOWN R	7	16.1m	12.2m (0)	14.0m (0)	2:42.90	30.44s	28.55s
1 NANA DUNNO	8	23.9m	8.2m (0)	10.0m (0)	2:43.48	30.46s	29.38s

Finish Position and metres gained from 800m



PJ Harness Analyser
1-week free trial is here to stay

www.facebook.com/PJHarnessRacing



RISE Digital, Harness Racing Australia nor the provider accepts any responsibility for the completeness or accuracy of any of the information contained herein, and makes no representations about its suitability for any particular purpose. Users should make their own judgements about those matters and/or seek independent advice. You assume all risks associated with use of data provided on this page


Pinjarra Race 3 Distance 1684m

Monday, 30 January 2023

Gross Time: 2:04.00 MileRate: 1:58.50 LeadTime: 4.90s First Qtr: 30.20s Second Qtr: 30.60s Third Qtr: 28.70s Fourth Qtr: 29.60s

NoHorse	Plc	Mar	800 Posi	400 Posi	Time	3rd Qtr	4th Qtr
12 ZAC YOUR NOBODY	1	0.0m	15.6m (1)	14.4m (3)	2:04.00	28.63s	28.54s
6 LIGHTFOOT LEIGH	2	0.4m	2.4m (1)	0.4m (1)	2:04.03	28.56s	29.60s
2 JUST A HAPPY MAN	3	2.2m	4.2m (0)	4.4m (0)	2:04.17	28.72s	29.44s
4 THE HOPE DIAMOND	4	2.8m	0.0m (0)	0.0m (0)	2:04.22	28.70s	29.81s
10 ASHANTI PRINCESS	5	3.6m	5.8m (2)	3.8m (2)	2:04.28	28.56s	29.59s
3 DUSTYROADS	6	4.0m	6.6m (1)	6.0m (1)	2:04.31	28.66s	29.45s
9 HOKULANI	7	6.4m	11.0m (1)	11.4m (2)	2:04.50	28.73s	29.23s
8 IDEAL IVANA	8	7.0m	13.2m (0)	13.4m (1)	2:04.54	28.72s	29.13s
7 THE INSIDE SCOOP	9	8.8m	22.2m (0)	18.4m (3)	2:04.68	28.44s	28.89s
11 DOMANDE	10	9.7m	17.4m (0)	18.4m (1)	2:04.75	28.78s	28.96s
5 SHELLWOOD CHIEF	11	14.9m	20.2m (1)	20.4m (2)	2:05.16	28.72s	29.20s
1 MALONE	12	22.7m	8.8m (0)	15.8m (0)	2:05.76	29.20s	30.11s

Finish Position and metres gained from 800m



PJ Harness Analyser
1-week free trial is here to stay

www.facebook.com/PJHarnessRacing



RISE Digital, Harness Racing Australia nor the provider accepts any responsibility for the completeness or accuracy of any of the information contained herein, and makes no representations about its suitability for any particular purpose. Users should make their own judgements about those matters and/or seek independent advice. You assume all risks associated with use of data provided on this page

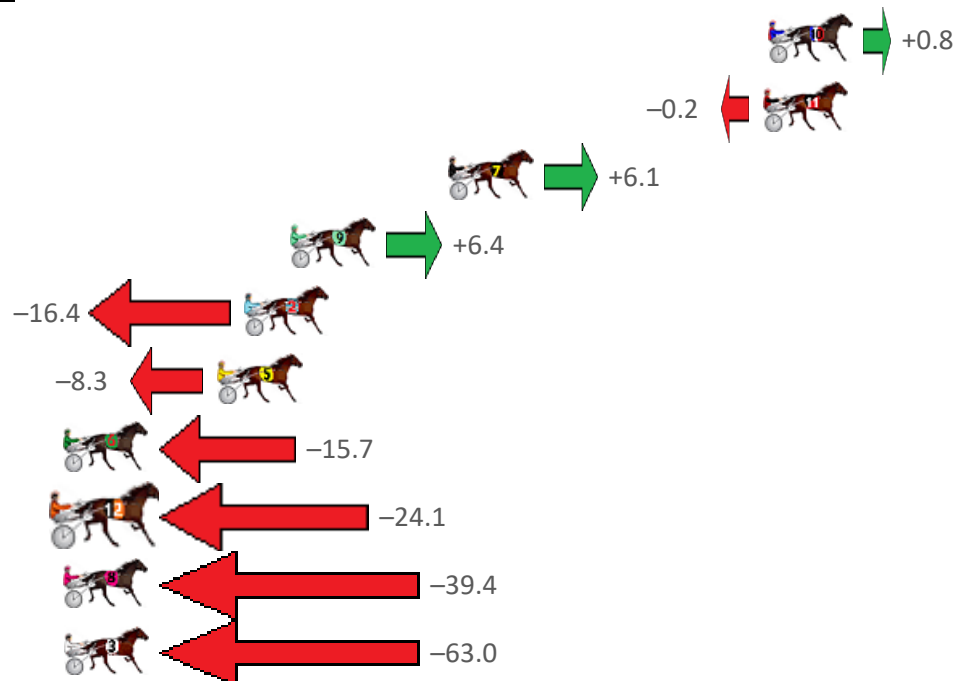
Pinjarra Race 4 Distance 2185m

Monday, 30 January 2023

Gross Time: 2:37.70 MileRate: 1:56.10 LeadTime: 40.50s First Qtr: 31.60s Second Qtr: 27.90s Third Qtr: 28.70s Fourth Qtr: 29.00s

NoHorse	Plc	Mar	800 Posi	400 Posi	Time	3rd Qtr	4th Qtr
10 WATCHING OUR COI	1	0.0m	0.8m (1)	0.0m (1)	2:37.70	28.64s	29.00s
11 SUGARLOAF	2	0.2m	0.0m (0)	1.6m (0)	2:37.72	28.82s	28.90s
7 ALLWOOD MACH	3	12.7m	18.8m (1)	10.6m (3)	2:38.67	28.11s	29.15s
9 HAYWIRE	4	19.0m	25.4m (1)	15.6m (3)	2:39.15	28.00s	29.25s
2 BATAVIA STORM	5	20.8m	4.4m (0)	10.6m (0)	2:39.28	29.14s	29.74s
5 PRIDDAH	6	21.9m	13.6m (1)	13.0m (2)	2:39.37	28.65s	29.64s
6 STAR LILLY	7	28.9m	13.2m (0)	15.4m (0)	2:39.90	28.85s	29.97s
12 CAPRICORN JOE	8	42.7m	18.6m (0)	21.0m (0)	2:40.95	28.86s	30.56s
8 RODGER JAMES	9	48.0m	8.6m (0)	13.8m (1)	2:41.35	29.06s	31.47s
3 IM DRINKINDOUBLES	10	71.6m	8.6m (1)	22.8m (1)	2:43.15	29.70s	32.52s

Finish Position and metres gained from 800m



PJ Harness Analyser
1-week free trial is here to stay

www.facebook.com/PJHarnessRacing



RISE Digital, Harness Racing Australia nor the provider accepts any responsibility for the completeness or accuracy of any of the information contained herein, and makes no representations about its suitability for any particular purpose. Users should make their own judgements about those matters and/or seek independent advice. You assume all risks associated with use of data provided on this page

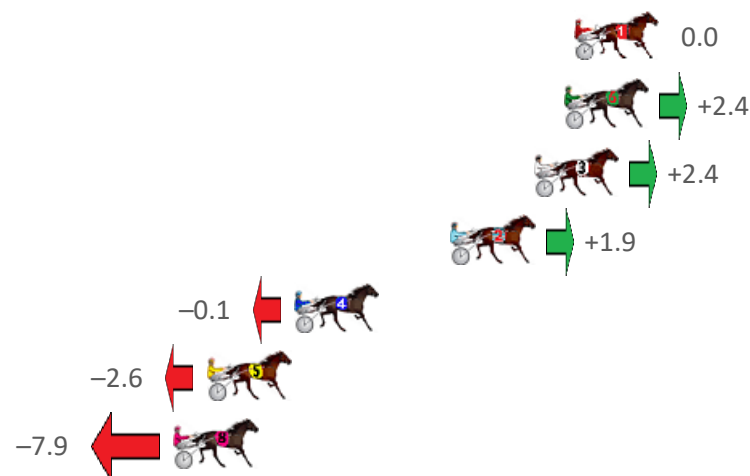
Pinjarra Race 5 Distance 1684m

Monday, 30 January 2023

Gross Time: 2:01.60 MileRate: 1:56.20 LeadTime: 4.90s First Qtr: 30.20s Second Qtr: 29.90s Third Qtr: 29.50s Fourth Qtr: 27.10s

NoHorse	Plc	Mar	800 Posi	400 Posi	Time	3rd Qtr	4th Qtr
1 STATE OF HEAVEN	1	0.0m	0.0m (0)	0.0m (0)	2:01.60	29.50s	27.10s
6 MEA CULPA	2	0.4m	2.8m (1)	1.0m (1)	2:01.63	29.37s	27.06s
3 TORPEDO ROCK	3	1.6m	4.0m (0)	4.0m (0)	2:01.71	29.49s	26.94s
2 MISTER MONTBLAN	4	4.9m	6.8m (1)	5.0m (1)	2:01.95	29.37s	27.09s
4 REGAL AURA	5	11.1m	11.0m (1)	9.4m (1)	2:02.39	29.39s	27.21s
5 THE VERANDAH	6	14.6m	12.0m (0)	12.0m (0)	2:02.64	29.51s	27.28s
8 CAPTAINS BEACHBA	7	15.9m	8.0m (0)	8.0m (0)	2:02.73	29.52s	27.63s

Finish Position and metres gained from 800m



PJ Harness Analyser
1-week free trial is here to stay

www.facebook.com/PJHarnessRacing



RISE Digital, Harness Racing Australia nor the provider accepts any responsibility for the completeness or accuracy of any of the information contained herein, and makes no representations about its suitability for any particular purpose. Users should make their own judgements about those matters and/or seek independent advice. You assume all risks associated with use of data provided on this page

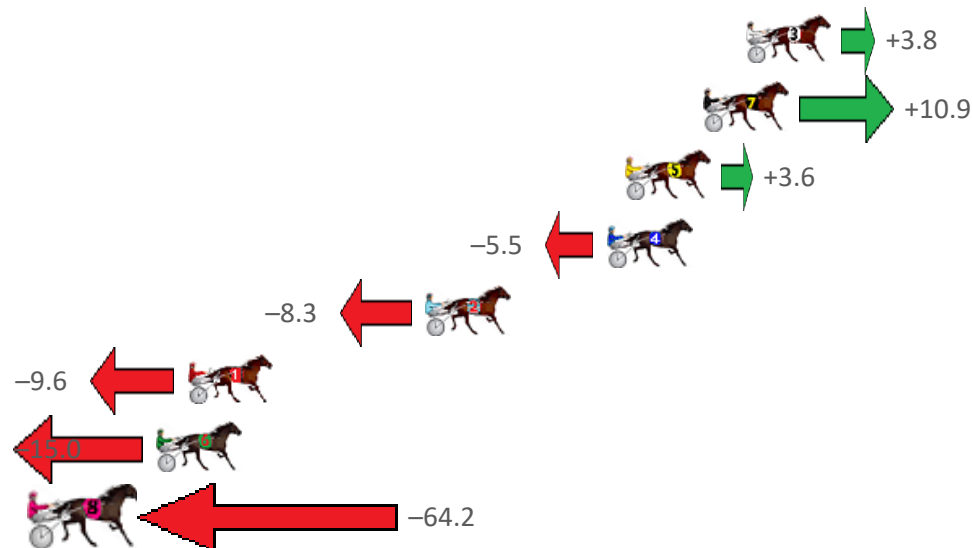
Pinjarra Race 6 Distance 2185m

Monday, 30 January 2023

Gross Time: 2:43.60 MileRate: 2:00.50 LeadTime: 42.50s First Qtr: 32.30s Second Qtr: 29.50s Third Qtr: 29.00s Fourth Qtr: 30.30s

NoHorse	Plc	Mar	800 Posi	400 Posi	Time	3rd Qtr	4th Qtr
3 RECOVER LOVER	1	0.0m	3.8m (1)	2.8m (1)	2:43.60	28.93s	30.09s
7 ROSIES LAST ATTACK	2	1.7m	12.6m (1)	13.6m (1)	2:43.73	29.09s	29.40s
5 CUTTING ROSES	3	4.8m	8.4m (0)	8.4m (1)	2:43.98	29.01s	30.03s
4 CARMELA DOMENIC	4	5.5m	0.0m (0)	0.0m (0)	2:44.04	28.99s	30.71s
2 DEBRENIKA	5	12.7m	4.4m (0)	4.8m (0)	2:44.61	29.02s	30.90s
1 FLEET OF FOOT	6	22.2m	12.6m (0)	17.6m (0)	2:45.36	29.36s	30.65s
6 ABBEE BEE	7	23.4m	8.4m (1)	16.2m (2)	2:45.46	29.56s	30.84s
8 MY PRECIOUS MAM	8	81.4m	17.2m (0)	23.0m (0)	2:50.06	29.33s	34.70s

Finish Position and metres gained from 800m



PJ Harness Analyser
1-week free trial is here to stay

www.facebook.com/PJHarnessRacing



RISE Digital, Harness Racing Australia nor the provider accepts any responsibility for the completeness or accuracy of any of the information contained herein, and makes no representations about its suitability for any particular purpose. Users should make their own judgements about those matters and/or seek independent advice. You assume all risks associated with use of data provided on this page

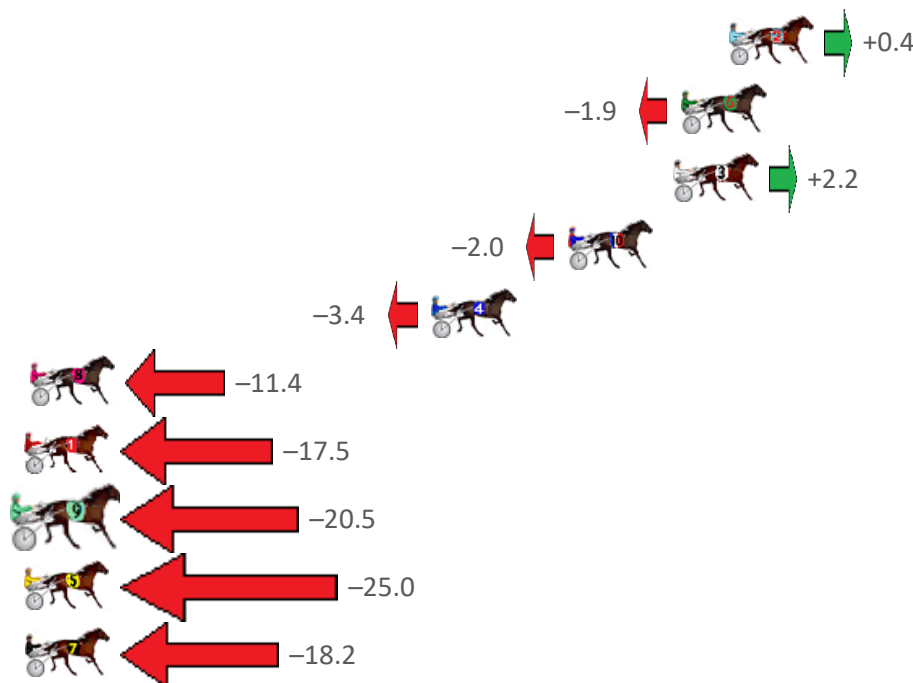
Pinjarra Race 7 Distance 2631m

Monday, 30 January 2023

Gross Time: 3:23.10 MileRate: 2:04.30 LeadTime: 83.90s First Qtr: 32.60s Second Qtr: 29.60s Third Qtr: 29.20s Fourth Qtr: 27.80s

NoHorse	Plc	Mar	800 Posi	400 Posi	Time	3rd Qtr	4th Qtr
2 ARDEN VELOCITY	1	0.0m	0.4m (0)	0.6m (0)	3:23.10	29.21s	27.76s
6 IM THE BEST	2	1.9m	0.0m (1)	0.0m (1)	3:23.24	29.20s	27.93s
3 JILL MACH	3	2.2m	4.4m (0)	4.4m (1)	3:23.26	29.20s	27.65s
10 GOLD HORSESHOE	4	6.4m	4.4m (1)	5.8m (2)	3:23.57	29.30s	27.84s
4 FOVEAUX MAJOR	5	11.8m	8.4m (0)	9.4m (0)	3:23.96	29.28s	27.97s
8 CHEDDAR IS BETTER	6	27.8m	16.4m (1)	17.4m (2)	3:25.13	29.29s	28.52s
1 LETS ROLL THE DICE	7	30.3m	12.8m (0)	14.8m (1)	3:25.32	29.37s	28.87s
9 CROWDED REACTOR	8	32.9m	12.4m (1)	12.6m (2)	3:25.51	29.25s	29.20s
5 THE FREELANCER	9	33.4m	8.4m (1)	10.8m (1)	3:25.54	29.41s	29.36s
7 BREWERY LANE	10	35.2m	17.0m (0)	17.0m (0)	3:25.67	29.23s	29.06s

Finish Position and metres gained from 800m



PJ Harness Analyser
1-week free trial is here to stay

www.facebook.com/PJHarnessRacing



RISE Digital, Harness Racing Australia nor the provider accepts any responsibility for the completeness or accuracy of any of the information contained herein, and makes no representations about its suitability for any particular purpose. Users should make their own judgements about those matters and/or seek independent advice. You assume all risks associated with use of data provided on this page


Pinjarra Race 8 Distance 2116m

Monday, 30 January 2023

Gross Time: 2:47.00 MileRate: 2:07.00 LeadTime: 44.60s First Qtr: 33.90s Second Qtr: 30.50s Third Qtr: 29.20s Fourth Qtr: 28.80s

NoHorse	Plc	Mar	800 Posi	400 Posi	Time	3rd Qtr	4th Qtr
1 ELISH STAR	1	0.0m	0.0m (0)	0.0m (0)	2:47.00	29.20s	28.80s
5 LINE THE STARZZZ	2	0.5m	3.2m (1)	1.8m (1)	2:47.04	29.10s	28.71s
6 PEACHEE	3	2.0m	7.6m (1)	7.4m (1)	2:47.15	29.18s	28.41s
2 CHICAGO H	4	4.3m	4.6m (0)	4.8m (0)	2:47.33	29.21s	28.76s
4 WESTLAND PEAK	5	17.6m	13.8m (0)	13.4m (1)	2:48.33	29.17s	29.10s

Finish Position and metres gained from 800m



PJ Harness Analyser
1-week free trial is here to stay

www.facebook.com/PJHarnessRacing



RISE Digital, Harness Racing Australia nor the provider accepts any responsibility for the completeness or accuracy of any of the information contained herein, and makes no representations about its suitability for any particular purpose. Users should make their own judgements about those matters and/or seek independent advice. You assume all risks associated with use of data provided on this page