

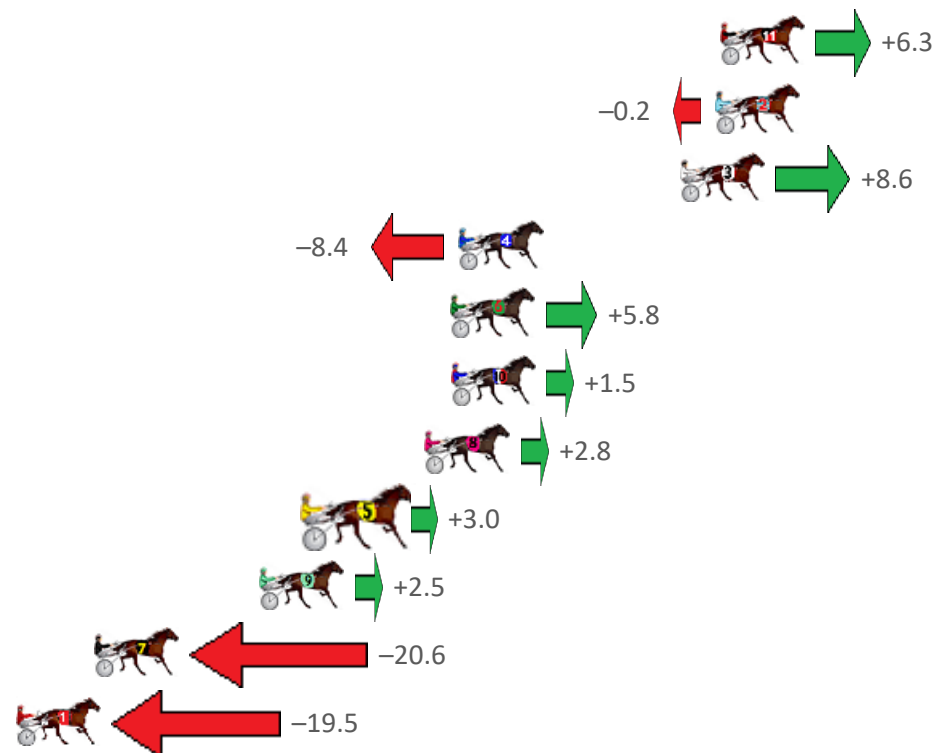
# Gloucester Park Race 1 Distance 2130m

Friday, 24 February 2023

Gross Time: 2:31.20 MileRate: 1:54.20 LeadTime: 36.10s First Qtr: 29.60s Second Qtr: 29.10s Third Qtr: 28.30s Fourth Qtr: 28.10s

NoHorse	Plc	Mar	800 Posi	400 Posi	Time	3rd Qtr	4th Qtr
11 NEVERMINDTHECHA	1	0.0m	6.3m (1)	5.7m (1)	2:31.20	28.26s	27.70s
2 BETTOR GET IT ON	2	0.2m	0.0m (0)	0.0m (0)	2:31.21	28.30s	28.11s
3 SHEEZ OUR HOPE	3	1.6m	10.2m (1)	10.3m (1)	2:31.32	28.30s	27.50s
4 THE AMBER HARE	4	10.4m	2.0m (1)	2.0m (1)	2:31.97	28.30s	28.73s
6 RUN FOR MERCY	5	10.7m	16.5m (0)	17.4m (0)	2:31.99	28.36s	27.67s
10 MY PRAYER	6	10.7m	12.2m (0)	15.7m (1)	2:31.99	28.54s	27.79s
8 STAR OF DIAMONDS	7	11.7m	14.5m (1)	14.3m (2)	2:32.06	28.28s	27.96s
5 THREE RUMOURS	8	16.1m	19.1m (1)	20.9m (1)	2:32.39	28.42s	27.83s
9 MISS BOUDICA	9	18.3m	20.8m (0)	23.4m (0)	2:32.55	28.48s	27.81s
7 VIVERE DAMORE	10	24.9m	4.3m (0)	7.4m (0)	2:33.04	28.52s	29.42s
1 CHERISHTHEMEMOR	11	28.0m	8.5m (0)	12.6m (0)	2:33.27	28.58s	29.29s

## Finish Position and metres gained from 800m



**PJ Harness Analyser**  
1-week free trial is here to stay

[www.facebook.com/PJHarnessRacing](https://www.facebook.com/PJHarnessRacing)



RISE Digital, Harness Racing Australia nor the provider accepts any responsibility for the completeness or accuracy of any of the information contained herein, and makes no representations about its suitability for any particular purpose. Users should make their own judgements about those matters and/or seek independent advice. You assume all risks associated with use of data provided on this page


# Gloucester Park Race 2 Distance 1730m

Friday, 24 February 2023

Gross Time: 2:03.60 MileRate: 1:55.00 LeadTime: 7.60s First Qtr: 29.40s Second Qtr: 30.80s Third Qtr: 27.90s Fourth Qtr: 27.90s

NoHorse	Plc	Mar	800 Posi	400 Posi	Time	3rd Qtr	4th Qtr
3 STEEL THE SHOW	1	0.0m	0.0m (0)	0.0m (0)	2:03.60	27.90s	27.90s
2 HENGHENG	2	5.1m	4.3m (0)	4.6m (0)	2:03.97	27.92s	27.95s
7 PAROQUET	3	5.4m	4.9m (1)	6.4m (1)	2:04.00	28.00s	27.85s
1 ROCK ME OVER	4	10.0m	8.7m (0)	9.5m (0)	2:04.33	27.96s	27.97s
8 BETTORSTARTDREA	5	11.1m	9.2m (1)	11.9m (1)	2:04.41	28.08s	27.89s
9 BALTIC ACE	6	15.4m	14.7m (1)	17.3m (1)	2:04.73	28.08s	27.83s
4 AWAITINGINSTRUCTI	7	15.9m	12.7m (0)	13.9m (0)	2:04.77	27.98s	28.11s
10 ONESMARTFELLA	8	16.9m	0.9m (1)	1.8m (1)	2:04.84	27.96s	29.02s
5 JOE WITH THE FLOW	9	19.8m	17.3m (0)	20.2m (0)	2:05.05	28.10s	27.95s
6 STORMYSKYES	10	24.1m	20.8m (1)	24.3m (1)	2:05.37	28.14s	27.99s

Finish Position and metres gained from 800m



**PJ Harness Analyser**  
1-week free trial is here to stay

[www.facebook.com/PJHarnessRacing](https://www.facebook.com/PJHarnessRacing)



RISE Digital, Harness Racing Australia nor the provider accepts any responsibility for the completeness or accuracy of any of the information contained herein, and makes no representations about its suitability for any particular purpose. Users should make their own judgements about those matters and/or seek independent advice. You assume all risks associated with use of data provided on this page

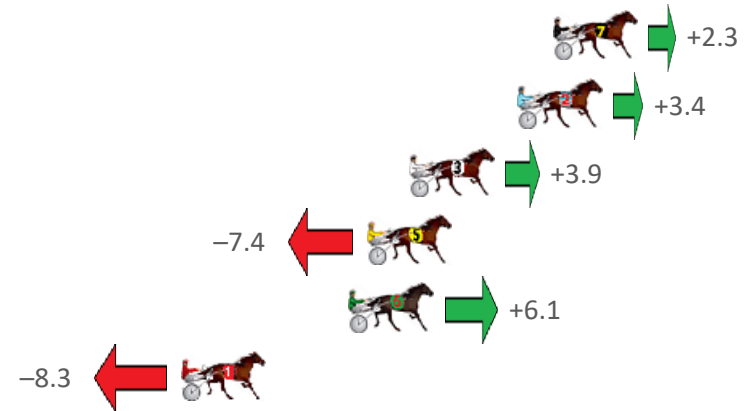
# Gloucester Park Race 3 Distance 2536m

Friday, 24 February 2023

Gross Time: 3:06.90 MileRate: 1:58.60 LeadTime: 69.50s First Qtr: 31.10s Second Qtr: 29.60s Third Qtr: 28.40s Fourth Qtr: 28.30s

NoHorse	Plc	Mar	800 Posi	400 Posi	Time	3rd Qtr	4th Qtr
7 TENZING BROMAC	1	0.0m	2.3m (1)	0.9m (1)	3:06.90	28.30s	28.24s
2 IMA FIVESTAR GENE	2	1.4m	4.8m (0)	4.6m (1)	3:07.00	28.38s	28.08s
3 MIDDLEPAGE	3	5.7m	9.6m (0)	8.2m (0)	3:07.32	28.30s	28.14s
5 AUSSIE SCOOTER	4	7.4m	0.0m (0)	0.0m (0)	3:07.45	28.40s	28.85s
6 WHOSWHOINTHEZO	5	8.1m	14.2m (0)	14.2m (0)	3:07.50	28.40s	27.90s
1 TALKS UP A STORM	6	14.8m	6.5m (1)	4.3m (2)	3:08.00	28.24s	29.10s

## Finish Position and metres gained from 800m



**PJ Harness Analyser**  
1-week free trial is here to stay

[www.facebook.com/PJHarnessRacing](https://www.facebook.com/PJHarnessRacing)



RISE Digital, Harness Racing Australia nor the provider accepts any responsibility for the completeness or accuracy of any of the information contained herein, and makes no representations about its suitability for any particular purpose. Users should make their own judgements about those matters and/or seek independent advice. You assume all risks associated with use of data provided on this page

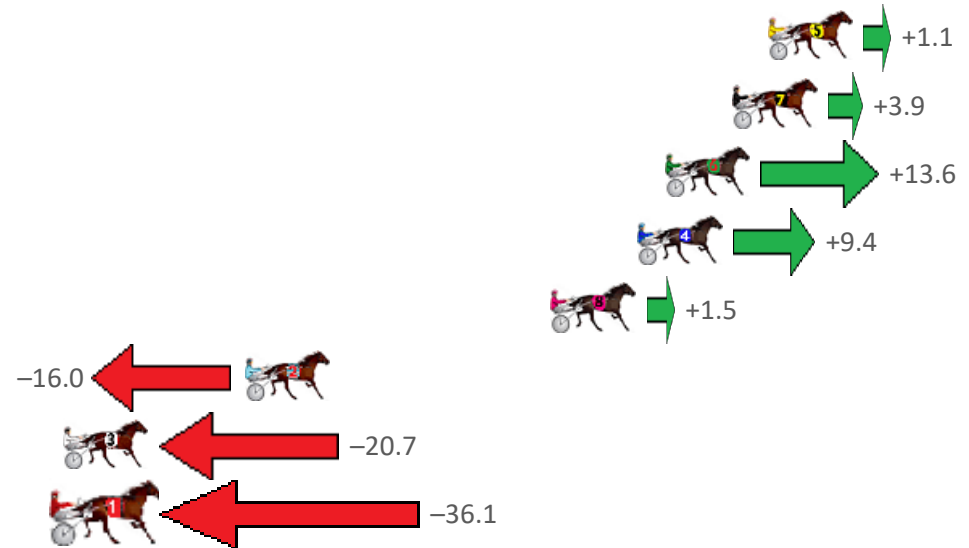
# Gloucester Park Race 4 Distance 2536m

Friday, 24 February 2023

Gross Time: 3:03.80 MileRate: 1:56.70 LeadTime: 67.70s First Qtr: 29.40s Second Qtr: 29.20s Third Qtr: 28.70s Fourth Qtr: 28.80s

NoHorse	Plc	Mar	800 Posi	400 Posi	Time	3rd Qtr	4th Qtr
5 GLENLEDI CHIEF	1	0.0m 1.1m (1)	0.0m (0)	3:03.80	28.62s	28.80s	
7 MINSTREL	2	1.4m 5.3m (1)	4.0m (1)	3:03.91	28.60s	28.62s	
6 PERFECT MAJOR	3	4.1m 17.7m (0)	12.6m (0)	3:04.11	28.34s	28.21s	
4 TYPHOON BANNER	4	5.2m 14.6m (1)	10.7m (3)	3:04.19	28.43s	28.43s	
8 VAMPIRO	5	8.6m 10.1m (0)	7.9m (1)	3:04.45	28.54s	28.89s	
2 CORDERO	6	20.8m 4.8m (0)	8.1m (0)	3:05.37	28.94s	29.79s	
3 HAMPTON BANNER	7	30.8m 10.1m (1)	7.6m (2)	3:06.13	28.52s	30.58s	
1 SANGUE REALE	8	36.1m 0.0m (0)	3.9m (0)	3:06.53	28.98s	31.25s	

## Finish Position and metres gained from 800m



**PJ Harness Analyser**  
1-week free trial is here to stay

[www.facebook.com/PJHarnessRacing](https://www.facebook.com/PJHarnessRacing)



RISE Digital, Harness Racing Australia nor the provider accepts any responsibility for the completeness or accuracy of any of the information contained herein, and makes no representations about its suitability for any particular purpose. Users should make their own judgements about those matters and/or seek independent advice. You assume all risks associated with use of data provided on this page

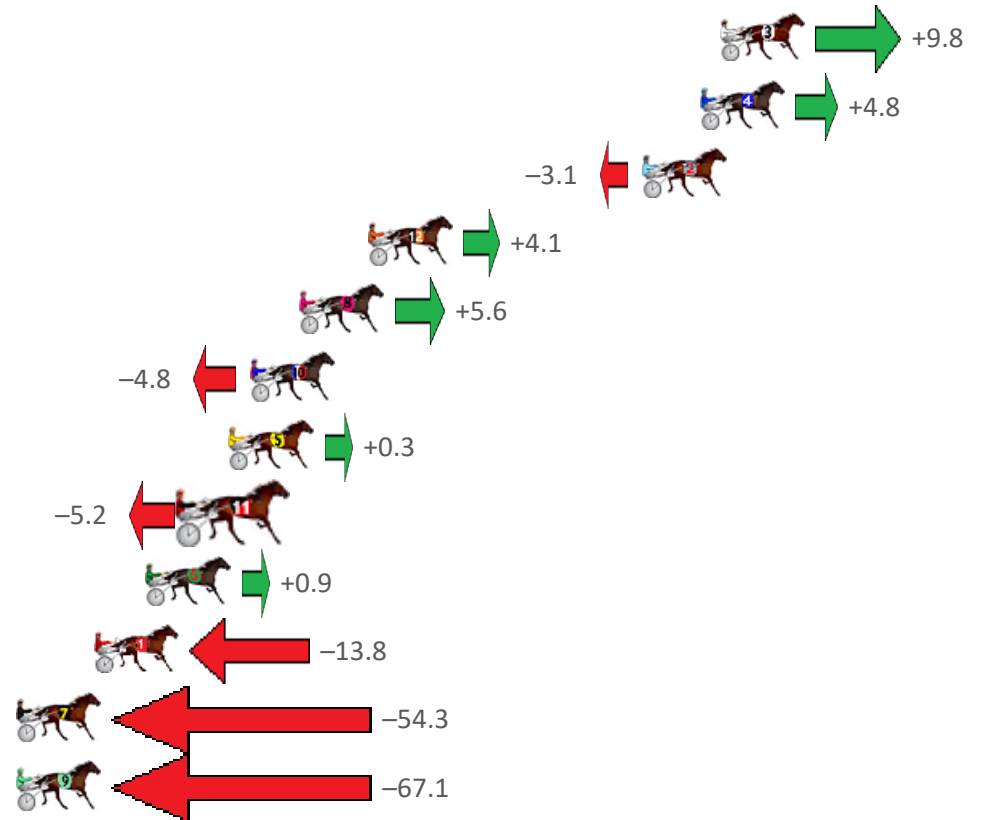
# Gloucester Park Race 5 Distance 2130m

Friday, 24 February 2023

Gross Time: 2:32.50 MileRate: 1:55.20 LeadTime: 35.70s First Qtr: 29.80s Second Qtr: 29.20s Third Qtr: 28.90s Fourth Qtr: 28.90s

NoHorse	Plc	Mar	800 Posi	400 Posi	Time	3rd Qtr	4th Qtr
3 ALCOPONY	1	0.0m	9.8m (1)	10.0m (0)	2:32.50	28.92s	28.18s
4 STREET HAWK	2	0.8m	5.6m (1)	6.1m (0)	2:32.56	28.94s	28.52s
2 IFEEL SIKDARL	3	3.1m	0.0m (0)	0.0m (0)	2:32.74	28.90s	29.14s
12 JUSTLIKE TURBO	4	14.0m	18.1m (1)	18.2m (2)	2:33.56	28.90s	28.66s
8 SIMPLY SHAZ	5	16.7m	22.3m (1)	22.6m (2)	2:33.77	28.92s	28.54s
10 MISTER MONTBLAN	6	18.7m	13.9m (1)	13.4m (2)	2:33.92	28.86s	29.35s
5 STAR ARMBRO	7	19.5m	19.8m (0)	24.3m (1)	2:33.98	29.22s	28.64s
11 AMERICAN BULLITT	8	21.1m	15.9m (0)	20.6m (1)	2:34.10	29.24s	29.02s
6 ARDEN VELOCITY	9	22.8m	23.7m (0)	23.4m (0)	2:34.23	28.88s	28.95s
1 DEEORSE	10	24.9m	11.1m (0)	15.9m (1)	2:34.39	29.24s	29.65s
7 HEZ A CHANCE	11	60.7m	6.4m (0)	16.2m (0)	2:37.10	29.60s	32.34s
9 MASTER LEIGHTON	12	93.6m	26.5m (1)	28.2m (2)	2:39.60	29.02s	33.98s

## Finish Position and metres gained from 800m



**PJ Harness Analyser**  
1-week free trial is here to stay

[www.facebook.com/PJHarnessRacing](https://www.facebook.com/PJHarnessRacing)



RISE Digital, Harness Racing Australia nor the provider accepts any responsibility for the completeness or accuracy of any of the information contained herein, and makes no representations about its suitability for any particular purpose. Users should make their own judgements about those matters and/or seek independent advice. You assume all risks associated with use of data provided on this page

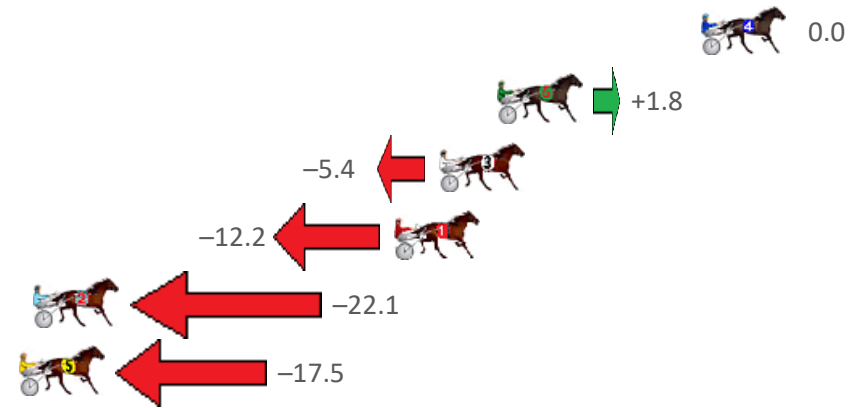
# Gloucester Park Race 6 Distance 2130m

Friday, 24 February 2023

Gross Time: 2:32.20 MileRate: 1:55.00 LeadTime: 37.20s First Qtr: 30.30s Second Qtr: 28.70s Third Qtr: 27.60s Fourth Qtr: 28.40s

NoHorse	Plc	Mar	800 Posi	400 Posi	Time	3rd Qtr	4th Qtr
4 DONT BOTHER ME N	1	0.0m	0.0m (1)	0.0m (1)	2:32.20	27.60s	28.40s
6 ELDAYTONA	2	8.1m	9.9m (0)	13.2m (1)	2:32.80	27.84s	28.08s
3 ALTA RHETT	3	10.4m	5.0m (1)	9.2m (1)	2:32.98	27.90s	28.54s
1 PRADASON	4	12.2m	0.0m (0)	0.8m (0)	2:33.11	27.66s	29.25s
2 WALSH	5	26.5m	4.4m (0)	11.5m (0)	2:34.18	28.10s	29.58s
5 WHATABRO	6	27.1m	9.6m (1)	11.8m (2)	2:34.22	27.76s	29.60s

## Finish Position and metres gained from 800m



**PJ Harness Analyser**  
1-week free trial is here to stay

[www.facebook.com/PJHarnessRacing](https://www.facebook.com/PJHarnessRacing)



RISE Digital, Harness Racing Australia nor the provider accepts any responsibility for the completeness or accuracy of any of the information contained herein, and makes no representations about its suitability for any particular purpose. Users should make their own judgements about those matters and/or seek independent advice. You assume all risks associated with use of data provided on this page

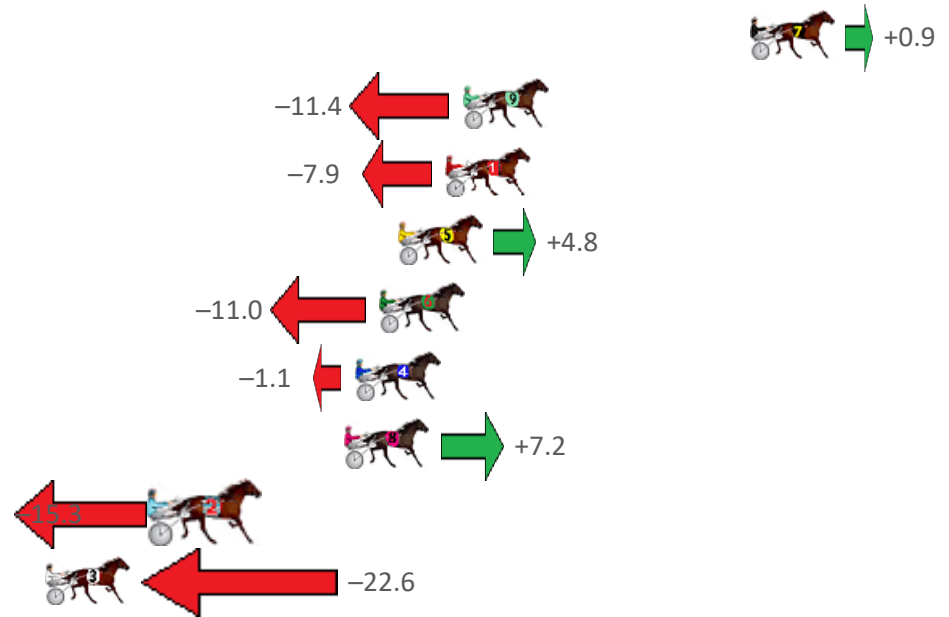
# Gloucester Park Race 7 Distance 1730m

Friday, 24 February 2023

Gross Time: 2:03.70 MileRate: 1:55.10 LeadTime: 7.70s First Qtr: 29.10s Second Qtr: 29.80s Third Qtr: 28.70s Fourth Qtr: 28.40s

NoHorse	Plc	Mar	800 Posi	400 Posi	Time	3rd Qtr	4th Qtr
7 VALBONNE	1	0.0m	0.9m (0)	0.0m (0)	2:03.70	28.64s	28.40s
9 THE KRAKEN	2	11.4m	0.0m (1)	2.6m (1)	2:04.55	28.88s	29.07s
1 TWOBOb CRACKER	3	12.1m	4.2m (1)	8.5m (1)	2:04.60	29.00s	28.70s
5 GOOD TIMES AHEAD	4	14.0m	18.8m (0)	16.4m (0)	2:04.74	28.52s	28.28s
6 PIERRE WHITBY	5	14.7m	3.7m (2)	3.4m (2)	2:04.80	28.68s	29.25s
4 STEAM PUNK	6	15.7m	14.6m (0)	12.4m (0)	2:04.87	28.54s	28.69s
8 NAME IN LIGHTS	7	16.1m	23.3m (0)	20.6m (0)	2:04.90	28.50s	28.14s
2 TWOANDAHALF TIGE	8	23.4m	8.1m (0)	7.9m (0)	2:05.45	28.68s	29.59s
3 SAMEPLACE SAMETI	9	30.7m	8.1m (1)	13.0m (1)	2:05.99	29.04s	29.77s

Finish Position and metres gained from 800m



**PJ Harness Analyser**  
1-week free trial is here to stay

[www.facebook.com/PJHarnessRacing](https://www.facebook.com/PJHarnessRacing)



RISE Digital, Harness Racing Australia nor the provider accepts any responsibility for the completeness or accuracy of any of the information contained herein, and makes no representations about its suitability for any particular purpose. Users should make their own judgements about those matters and/or seek independent advice. You assume all risks associated with use of data provided on this page



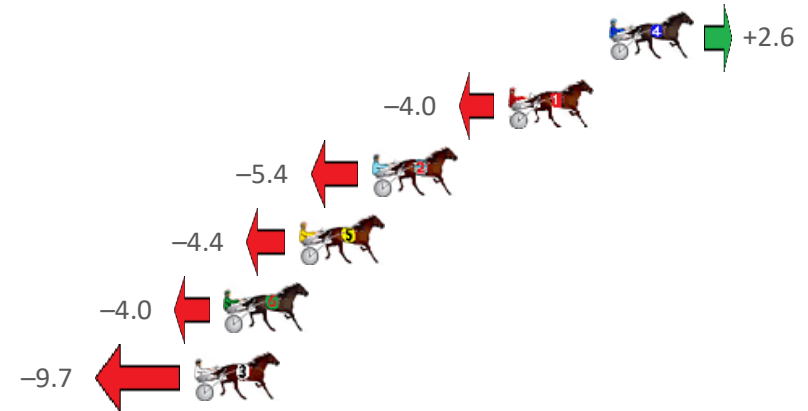
# Gloucester Park Race 8 Distance 2130m

Friday, 24 February 2023

Gross Time: 2:39.70 MileRate: 2:00.60 LeadTime: 40.40s First Qtr: 32.30s Second Qtr: 30.50s Third Qtr: 28.50s Fourth Qtr: 28.00s

NoHorse	Plc	Mar	800 Posi	400 Posi	Time	3rd Qtr	4th Qtr
4 AUGUST MOON	1	0.0m	2.6m (1)	0.9m (1)	2:39.70	28.38s	27.94s
1 FLY TO FAME	2	4.0m	0.0m (0)	0.0m (0)	2:39.99	28.50s	28.29s
2 IMAHERO	3	9.4m	4.0m (0)	4.0m (0)	2:40.39	28.50s	28.41s
5 CANDY APPLE	4	12.3m	7.9m (0)	8.0m (0)	2:40.61	28.50s	28.35s
6 AMERICAN MONARC	5	15.3m	11.3m (1)	9.2m (1)	2:40.83	28.34s	28.48s
3 CABSAY	6	16.5m	6.8m (1)	4.9m (1)	2:40.91	28.36s	28.87s

## Finish Position and metres gained from 800m



**PJ Harness Analyser**  
1-week free trial is here to stay

[www.facebook.com/PJHarnessRacing](https://www.facebook.com/PJHarnessRacing)



RISE Digital, Harness Racing Australia nor the provider accepts any responsibility for the completeness or accuracy of any of the information contained herein, and makes no representations about its suitability for any particular purpose. Users should make their own judgements about those matters and/or seek independent advice. You assume all risks associated with use of data provided on this page



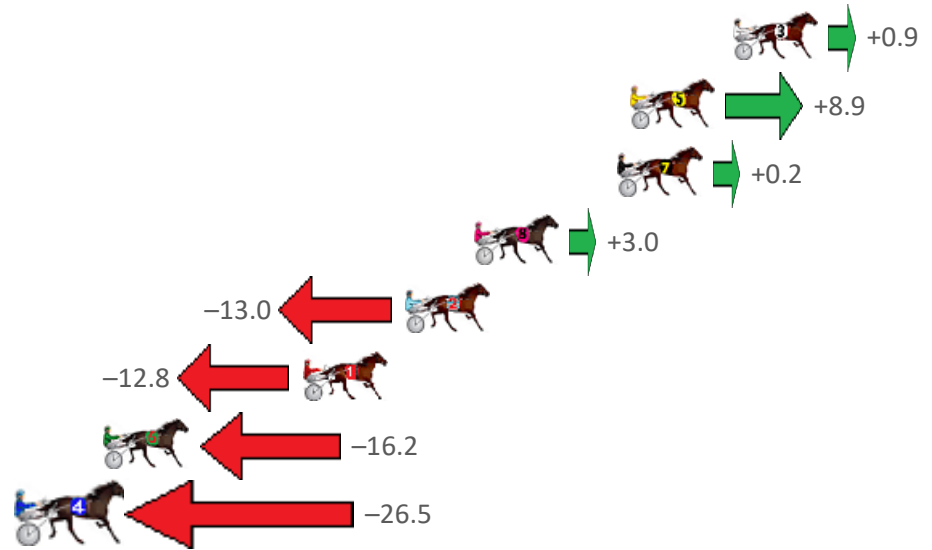
# Gloucester Park Race 9 Distance 2130m

Friday, 24 February 2023

Gross Time: 2:35.40 MileRate: 1:57.40 LeadTime: 37.00s First Qtr: 31.30s Second Qtr: 30.00s Third Qtr: 28.40s Fourth Qtr: 28.70s

NoHorse	Plc	Mar	800 Posi	400 Posi	Time	3rd Qtr	4th Qtr
3 ROCKNROLL ELLIOT	1	0.0m	0.9m (1)	0.0m (1)	2:35.40	28.34s	28.70s
5 TRADIE	2	4.1m	13.0m (1)	1.4m (2)	2:35.71	27.58s	28.91s
7 CARRERA MACH	3	4.6m	4.8m (1)	4.2m (1)	2:35.75	28.36s	28.75s
8 SUNSHINE SWIFT	4	10.3m	13.3m (0)	12.4m (0)	2:36.18	28.34s	28.60s
2 SHADOW ROLL	5	13.0m	0.0m (0)	2.2m (0)	2:36.38	28.56s	29.52s
1 ROAD CLOSURE	6	17.1m	4.3m (0)	6.7m (0)	2:36.69	28.58s	29.51s
6 ACOLTNAMEDSU	7	25.0m	8.8m (0)	11.0m (1)	2:37.28	28.56s	29.80s
4 BE ON GUARD	8	35.3m	8.8m (1)	13.6m (2)	2:38.06	28.74s	30.40s

## Finish Position and metres gained from 800m



**PJ Harness Analyser**  
1-week free trial is here to stay

[www.facebook.com/PJHarnessRacing](https://www.facebook.com/PJHarnessRacing)



RISE Digital, Harness Racing Australia nor the provider accepts any responsibility for the completeness or accuracy of any of the information contained herein, and makes no representations about its suitability for any particular purpose. Users should make their own judgements about those matters and/or seek independent advice. You assume all risks associated with use of data provided on this page