

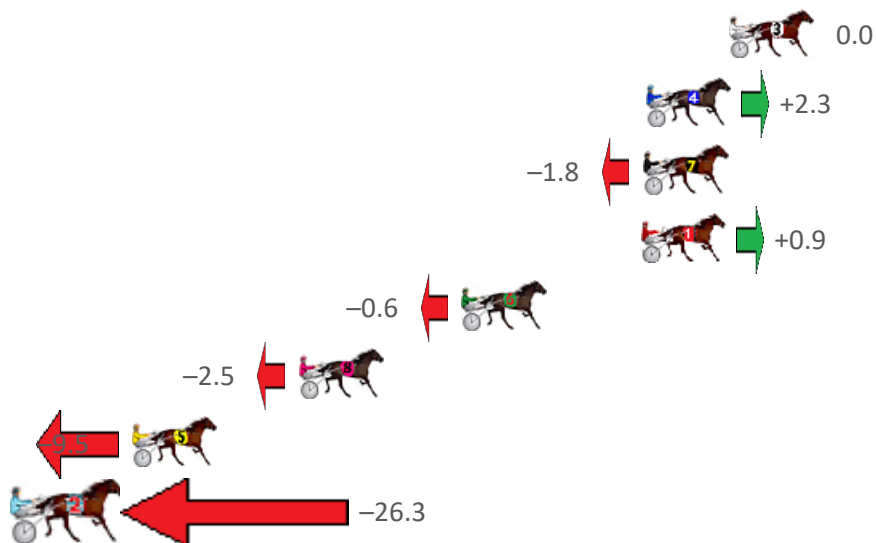
Pinjarra Race 1 Distance 2631m

Monday, 20 February 2023

Gross Time: 3:22.70 MileRate: 2:04.00 LeadTime: 79.50s First Qtr: 34.70s Second Qtr: 29.60s Third Qtr: 28.80s Fourth Qtr: 30.10s

NoHorse	Plc	Mar	800 Posi	400 Posi	Time	3rd Qtr	4th Qtr
3 PAPA RAZZI	1	0.0m	0.0m (0)	0.0m (0)	3:22.70	28.80s	30.10s
4 CHUMANI	2	3.3m	5.6m (1)	4.8m (1)	3:22.96	28.74s	29.99s
7 LINE THE STARZZZ	3	3.4m	1.6m (1)	0.6m (1)	3:22.97	28.72s	30.31s
1 EVAS IMAGE	4	3.5m	4.4m (0)	4.4m (0)	3:22.98	28.80s	30.03s
6 LUVAF LAIR	5	10.6m	10.0m (1)	10.4m (1)	3:23.54	28.83s	30.11s
8 DARK SECRET	6	17.1m	14.6m (1)	15.8m (1)	3:24.05	28.89s	30.20s
5 ALDEBARAN SUND0	7	23.7m	14.2m (0)	15.4m (0)	3:24.57	28.87s	30.72s
2 KELL ROAD KID	8	34.7m	8.4m (0)	10.4m (0)	3:25.44	28.91s	31.92s

Finish Position and metres gained from 800m



PJ Harness Analyser

1-week free trial is here to stay

www.facebook.com/PJHarnessRacing



RISE Digital, Harness Racing Australia nor the provider accepts any responsibility for the completeness or accuracy of any of the information contained herein, and makes no representations about its suitability for any particular purpose. Users should make their own judgements about those matters and/or seek independent advice. You assume all risks associated with use of data provided on this page

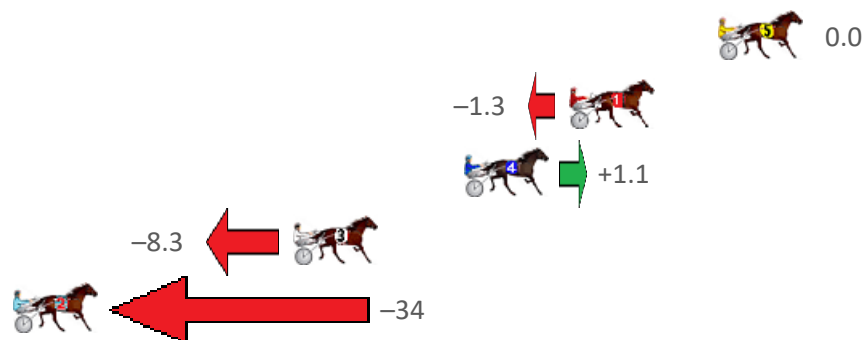
Pinjarra Race 2 Distance 1684m

Monday, 20 February 2023

Gross Time: 2:05.10 MileRate: 1:59.50 LeadTime: 6.50s First Qtr: 30.40s Second Qtr: 31.00s Third Qtr: 28.90s Fourth Qtr: 28.30s

NoHorse	Plc	Mar	800 Posi	400 Posi	Time	3rd Qtr	4th Qtr
5 MADDY LOU	1	0.0m	0.0m (0)	0.0m (0)	2:05.10	28.90s	28.30s
1 CHIEF COPY	2	5.9m	4.6m (0)	5.6m (0)	2:05.54	28.97s	28.32s
4 SAN REMO BEACH	3	10.1m	11.2m (1)	2.6m (1)	2:05.85	28.29s	28.83s
3 PERFECT MOVE	4	16.9m	8.6m (0)	9.6m (1)	2:06.36	28.98s	28.81s
2 DOLCE LOU	5	45.7m	12.6m (0)	18.2m (0)	2:08.50	29.32s	30.23s

Finish Position and metres gained from 800m



PJ Harness Analyser

1-week free trial is here to stay



www.facebook.com/PJHarnessRacing

RISE Digital, Harness Racing Australia nor the provider accepts any responsibility for the completeness or accuracy of any of the information contained herein, and makes no representations about its suitability for any particular purpose. Users should make their own judgements about those matters and/or seek independent advice. You assume all risks associated with use of data provided on this page


Pinjarra Race 3 Distance 2185m

Monday, 20 February 2023

Gross Time: 2:45.00 MileRate: 2:01.60 LeadTime: 41.70s First Qtr: 31.40s Second Qtr: 31.20s Third Qtr: 29.80s Fourth Qtr: 30.90s

NoHorse	Plc	Mar	800 Posi	400 Posi	Time	3rd Qtr	4th Qtr
1 OUR MAESTOSO	1	0.0m 2.4m (1)	0.0m (0)	2:45.00	29.62s	30.90s	
7 PEACHEE	2	20.7m 11.4m (1)	9.2m (1)	2:46.67	29.62s	31.78s	
6 SKY EAGLE	3	22.5m 4.4m (0)	2.8m (1)	2:46.82	29.65s	32.41s	
4 ELISH STAR	4	32.2m 0.0m (0)	5.6m (0)	2:47.60	30.19s	32.94s	
5 LIGHTNING CALDER	5	36.6m 16.4m (1)	18.0m (0)	2:47.96	29.90s	32.33s	
8 TAIMATE ANGUS	6	52.5m 20.0m (0)	25.4m (0)	2:49.24	30.17s	32.98s	
2 PADDY PANTS	7	70.7m 6.6m (1)	12.2m (0)	2:50.71	30.14s	35.39s	
3 CHICAGO H	8	105.8m 21.8m (1)	38.0m (1)	2:53.55	30.93s	36.11s	
9 ONE BID BUYS	9	125.1m 13.4m (0)	39.0m (0)	2:55.11	31.61s	37.51s	
10 DEAD SET MUSCLE	10	154.0m 40.0m (0)	100.0m (0)	2:57.45	34.25s	35.05s	

Finish Position and metres gained from 800m



PJ Harness Analyser

1-week free trial is here to stay



www.facebook.com/PJHarnessRacing

RISE Digital, Harness Racing Australia nor the provider accepts any responsibility for the completeness or accuracy of any of the information contained herein, and makes no representations about its suitability for any particular purpose. Users should make their own judgements about those matters and/or seek independent advice. You assume all risks associated with use of data provided on this page

Pinjarra Race 4 Distance 2185m

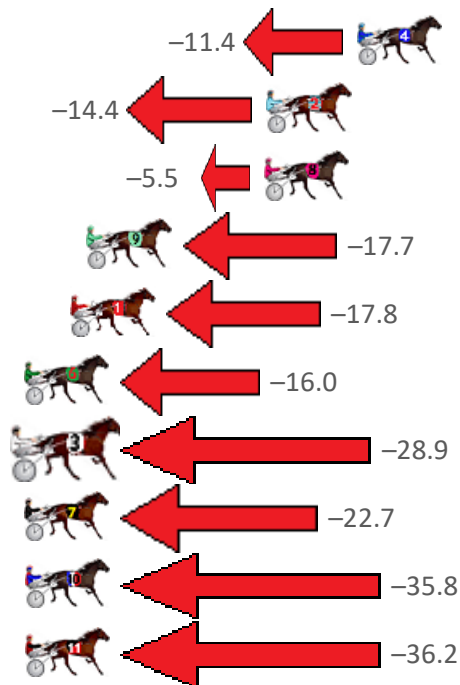
Monday, 20 February 2023

Gross Time: 2:43.40 MileRate: 2:00.40 LeadTime: 42.80s First Qtr: 32.30s Second Qtr: 30.10s Third Qtr: 28.30s Fourth Qtr: 29.90s

NoHorse	Plc	Mar	800 Posi	400 Posi	Time	3rd Qtr	4th Qtr
---------	-----	-----	----------	----------	------	---------	---------

5 SHELL SHOCK	1	0.0m	0.0m (0)	0.0m (0)	2:43.40	28.30s	29.90s
4 ROSIES LAST ATTACK	2	14.8m	3.4m (1)	3.4m (1)	2:44.56	28.28s	30.75s
2 NO NONEY	3	18.4m	4.0m (0)	5.8m (0)	2:44.84	28.41s	30.84s
8 BEERSHEBAS SHADO	4	18.5m	13.0m (1)	16.6m (1)	2:44.85	28.56s	30.04s
9 LOCAL RESIDENT	5	25.5m	7.8m (1)	12.6m (1)	2:45.40	28.62s	30.86s
1 BROOKLAND BOY	6	26.2m	8.4m (0)	13.8m (0)	2:45.45	28.67s	30.82s
6 JUST A HAPPY MAN	7	37.2m	21.2m (1)	23.2m (0)	2:46.31	28.42s	30.94s
3 THE DUBLIN XPRESS	8	44.9m	16.0m (2)	16.4m (3)	2:46.92	28.27s	32.02s
7 DREAM WALKER	9	45.5m	22.8m (2)	18.4m (4)	2:46.96	27.93s	31.91s
10 FIVE STAR KEVIN	10	46.2m	10.4m (2)	12.8m (2)	2:47.02	28.41s	32.38s
11 LIZZIE THORPE	11	54.8m	18.6m (0)	36.0m (0)	2:47.69	29.52s	31.30s

Finish Position and metres gained from 800m



PJ Harness Analyser

1-week free trial is here to stay



www.facebook.com/PJHarnessRacing

RISE Digital, Harness Racing Australia nor the provider accepts any responsibility for the completeness or accuracy of any of the information contained herein, and makes no representations about its suitability for any particular purpose. Users should make their own judgements about those matters and/or seek independent advice. You assume all risks associated with use of data provided on this page

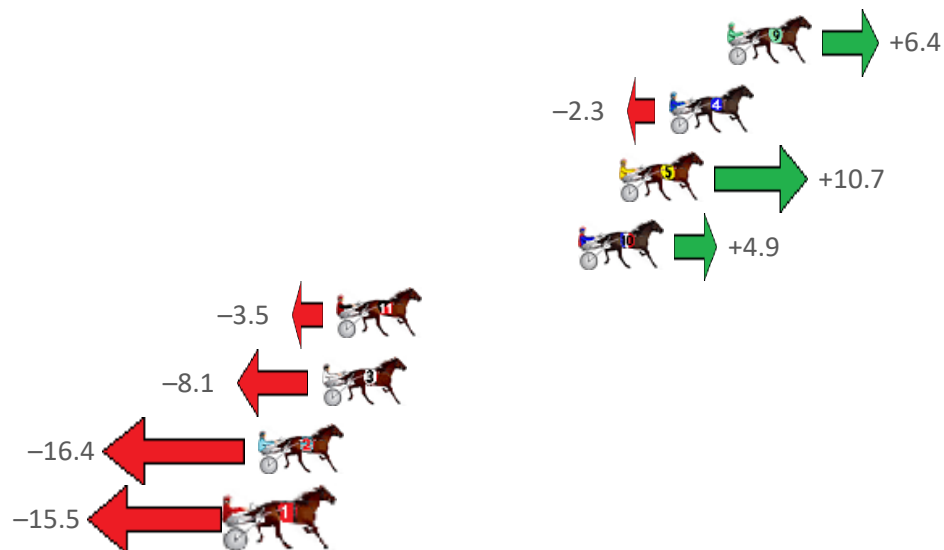
Pinjarra Race 5 Distance 2185m

Monday, 20 February 2023

Gross Time: 2:44.60 MileRate: 2:01.20 LeadTime: 41.30s First Qtr: 30.90s Second Qtr: 31.50s Third Qtr: 30.80s Fourth Qtr: 30.10s

NoHorse	Plc	Mar	800 Posi	400 Posi	Time	3rd Qtr	4th Qtr
9 NOWUSEEMERUNIN	1	0.0m	6.4m (1)	3.8m (2)	2:44.60	30.60s	29.82s
4 MORISSETTE	2	2.3m	0.0m (0)	0.0m (0)	2:44.78	30.80s	30.27s
5 SPEEDING STAR	3	4.3m	15.0m (1)	8.0m (3)	2:44.94	30.27s	29.82s
10 THIRTYTHREE TRICKS	4	5.9m	10.8m (1)	8.0m (2)	2:45.07	30.59s	29.94s
11 ZIGGEY	5	15.5m	12.0m (0)	9.8m (0)	2:45.82	30.64s	30.53s
3 IDEAL IVANA	6	16.1m	8.0m (0)	7.0m (1)	2:45.87	30.73s	30.78s
2 MISS LAUREL LEA	7	18.6m	2.2m (1)	2.4m (1)	2:46.07	30.83s	31.31s
1 ADVANCE STRIKE	8	19.5m	4.0m (0)	5.0m (0)	2:46.14	30.89s	31.19s

Finish Position and metres gained from 800m



PJ Harness Analyser
1-week free trial is here to stay

www.facebook.com/PJHarnessRacing



RISE Digital, Harness Racing Australia nor the provider accepts any responsibility for the completeness or accuracy of any of the information contained herein, and makes no representations about its suitability for any particular purpose. Users should make their own judgements about those matters and/or seek independent advice. You assume all risks associated with use of data provided on this page

Pinjarra Race 6 Distance 2185m

Monday, 20 February 2023

Gross Time: 2:41.20 MileRate: 1:58.80 LeadTime: 42.90s First Qtr: 31.50s Second Qtr: 29.80s Third Qtr: 28.60s Fourth Qtr: 28.40s

NoHorse	Plc	Mar	800 Posi	400 Posi	Time	3rd Qtr	4th Qtr
1 LUCCA	1	0.0m	0.0m (0)	0.0m (0)	2:41.20	28.60s	28.40s

Finish Position and metres gained from 800m



0.0

6 SPRING LINE 2 19.3m 12.8m (1) 6.4m (2) 2:42.64 28.15s 29.31s



-6.5

3 THE INSIDE SCOOP 3 20.4m 3.2m (1) 2.2m (1) 2:42.72 28.53s 29.68s



-17.2

5 ZAC YOUR NOBODY 4 26.3m 17.0m (1) 12.8m (1) 2:43.16 28.31s 29.35s



4 IM DRINKINDOUBLES 5 27.6m 7.8m (1) 6.4m (1) 2:43.26 28.51s 29.90s



-19.8

7 ASHBY 6 45.8m 17.6m (0) 15.6m (0) 2:44.62 28.47s 30.53s



-28.2

8 BENTLEIGH 7 54.2m 4.2m (0) 4.6m (0) 2:45.24 28.64s 31.90s



-50.0

2 DOMANDE 8 126.5m 13.2m (0) 45.0m (0) 2:50.64 30.87s 34.15s



-113.



PJ Harness Analyser
1-week free trial is here to stay

www.facebook.com/PJHarnessRacing



RISE Digital, Harness Racing Australia nor the provider accepts any responsibility for the completeness or accuracy of any of the information contained herein, and makes no representations about its suitability for any particular purpose. Users should make their own judgements about those matters and/or seek independent advice. You assume all risks associated with use of data provided on this page

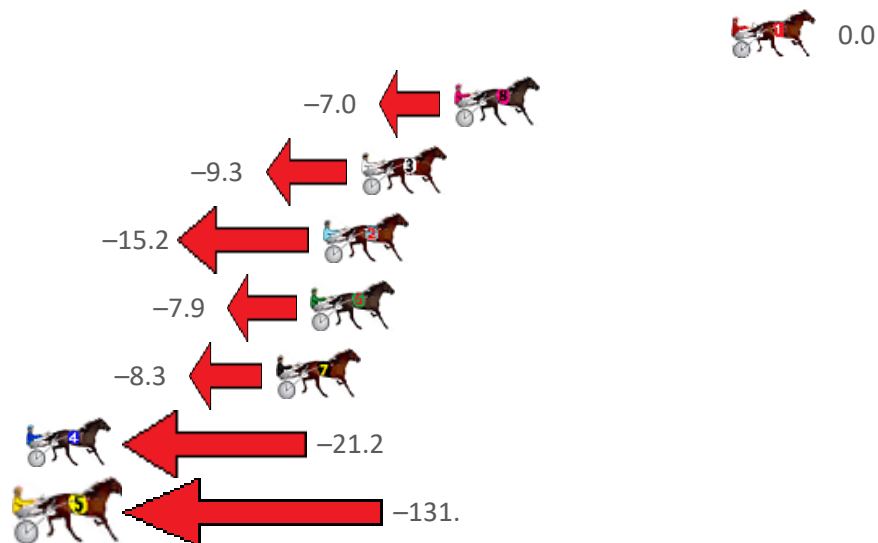
Pinjarra Race 7 Distance 2185m

Monday, 20 February 2023

Gross Time: 2:41.70 MileRate: 1:59.10 LeadTime: 42.10s First Qtr: 30.20s Second Qtr: 29.40s Third Qtr: 29.20s Fourth Qtr: 30.80s

NoHorse	Plc	Mar	800 Posi	400 Posi	Time	3rd Qtr	4th Qtr
1 THE REAL MIKOY	1	0.0m	0.0m (0)	0.4m (0)	2:41.70	29.23s	30.77s
8 TONI STREET	2	11.0m	4.0m (0)	4.2m (1)	2:42.59	29.20s	31.32s
3 LUKES MISTAKE	3	14.7m	5.4m (1)	2.6m (2)	2:42.88	28.97s	31.73s
2 HUMDINGER	4	16.2m	1.0m (1)	0.0m (1)	2:43.01	29.09s	32.04s
6 OURCARIBBEANCRUI	5	16.7m	8.8m (0)	7.4m (0)	2:43.05	29.08s	31.51s
7 TIZA WISH	6	18.1m	9.8m (1)	10.0m (1)	2:43.16	29.20s	31.42s
4 SHELLWOOD CHIEF	7	34.6m	13.4m (0)	13.2m (0)	2:44.49	29.14s	32.44s
5 HOKULANI	8	291.5m	160.0m (0)	200.0m (0)	3:05.19	32.00s	37.81s

Finish Position and metres gained from 800m



PJ Harness Analyser
1-week free trial is here to stay

www.facebook.com/PJHarnessRacing



RISE Digital, Harness Racing Australia nor the provider accepts any responsibility for the completeness or accuracy of any of the information contained herein, and makes no representations about its suitability for any particular purpose. Users should make their own judgements about those matters and/or seek independent advice. You assume all risks associated with use of data provided on this page

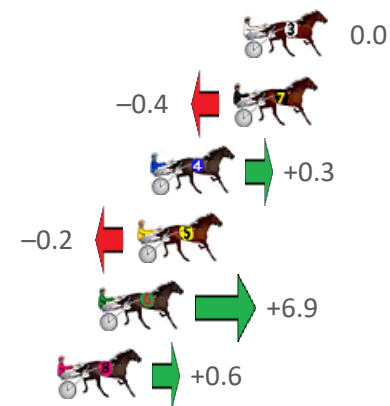
Pinjarra Race 8 Distance 2116m

Monday, 20 February 2023

Gross Time: 2:40.70 MileRate: 2:02.30 LeadTime: 40.60s First Qtr: 32.00s Second Qtr: 30.80s Third Qtr: 29.00s Fourth Qtr: 28.30s

NoHorse	Plc	Mar	800 Posi	400 Posi	Time	3rd Qtr	4th Qtr
3 ARDEN VELOCITY	1	0.0m	0.0m (0)	0.4m (0)	2:40.70	29.03s	28.27s
7 FLEUR DU MAQUIS	2	0.4m	0.0m (1)	0.0m (1)	2:40.73	29.00s	28.33s
4 BELLEZZA NERA	3	3.7m	4.0m (1)	4.0m (1)	2:40.98	29.00s	28.28s
5 CHEDDAR IS BETTER	4	4.2m	4.0m (0)	4.2m (0)	2:41.01	29.01s	28.30s
6 GOLD HORSESHOE	5	5.7m	12.6m (0)	3.0m (2)	2:41.12	28.32s	28.49s
8 TROOPINGOFTHECO	6	7.4m	8.0m (1)	6.6m (3)	2:41.25	28.90s	28.36s

Finish Position and metres gained from 800m



PJ Harness Analyser
1-week free trial is here to stay

www.facebook.com/PJHarnessRacing



RISE Digital, Harness Racing Australia nor the provider accepts any responsibility for the completeness or accuracy of any of the information contained herein, and makes no representations about its suitability for any particular purpose. Users should make their own judgements about those matters and/or seek independent advice. You assume all risks associated with use of data provided on this page

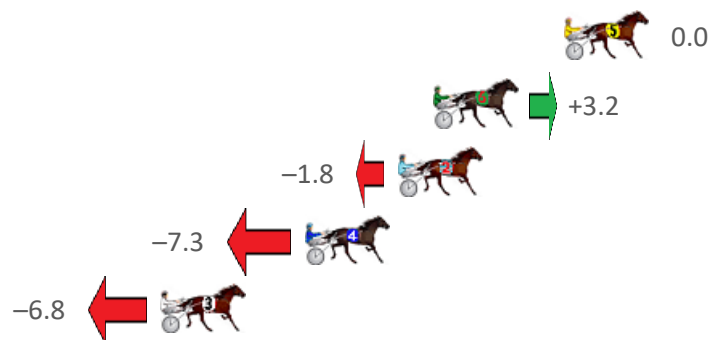
Pinjarra Race 9 Distance 2185m

Monday, 20 February 2023

Gross Time: 2:44.60 MileRate: 2:01.30 LeadTime: 45.20s First Qtr: 33.40s Second Qtr: 30.60s Third Qtr: 28.10s Fourth Qtr: 27.30s

NoHorse	Plc	Mar	800 Posi	400 Posi	Time	3rd Qtr	4th Qtr
5 MEA CULPA	1	0.0m	0.0m (0)	0.0m (0)	2:44.60	28.10s	27.30s
6 HOTFOOT IT	2	5.2m	8.4m (1)	6.4m (1)	2:44.97	27.96s	27.22s
2 THE WATCH MAKER	3	6.6m	4.8m (0)	5.2m (0)	2:45.07	28.13s	27.40s
4 TERROR IN TEXAS	4	10.3m	3.0m (1)	1.2m (1)	2:45.34	27.99s	27.92s
3 CROWDED REACTOR	5	16.0m	9.2m (0)	9.8m (0)	2:45.75	28.15s	27.72s

Finish Position and metres gained from 800m



PJ Harness Analyser
1-week free trial is here to stay

www.facebook.com/PJHarnessRacing



RISE Digital, Harness Racing Australia nor the provider accepts any responsibility for the completeness or accuracy of any of the information contained herein, and makes no representations about its suitability for any particular purpose. Users should make their own judgements about those matters and/or seek independent advice. You assume all risks associated with use of data provided on this page