

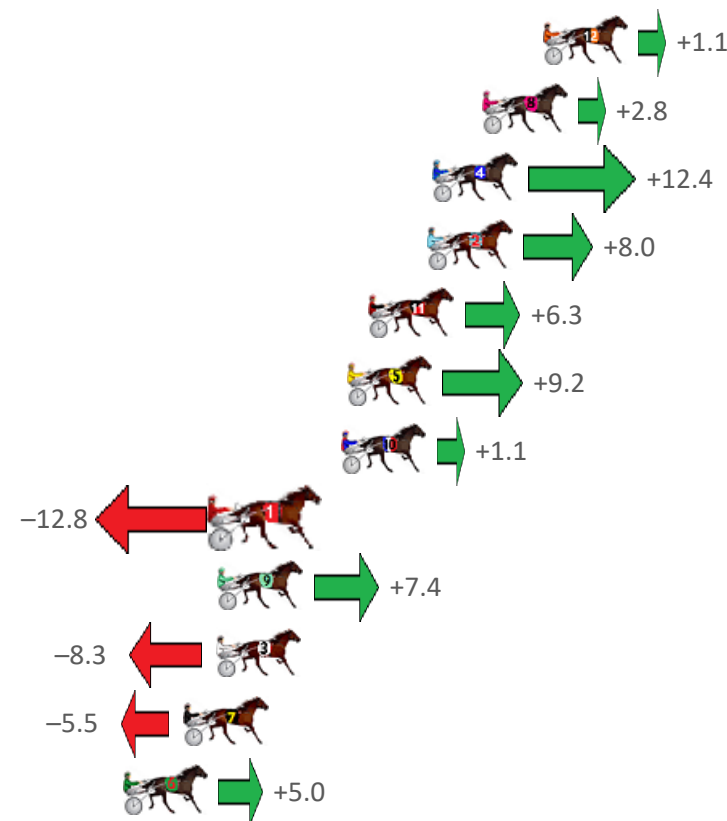
Gloucester Park Race 1 Distance 1730m

Friday, 3 March 2023

Gross Time: 2:04.50 MileRate: 1:55.80 LeadTime: 7.60s First Qtr: 28.50s Second Qtr: 29.30s Third Qtr: 29.40s Fourth Qtr: 29.70s

NoHorse	Plc	Mar	800 Posi	400 Posi	Time	3rd Qtr	4th Qtr
12 ADDA SPOILT MAJOR	1	0.0m	1.1m (1)	0.0m (1)	2:04.50	29.32s	29.70s
8 JOEY JAMES	2	2.4m	5.2m (1)	4.1m (2)	2:04.69	29.32s	29.58s
4 ARDEN VELOCITY	3	4.4m	16.8m (2)	4.1m (3)	2:04.84	28.48s	29.74s
2 TRADIE	4	4.6m	12.6m (1)	9.0m (2)	2:04.86	29.14s	29.40s
11 TUBBS FARQUHAR	5	6.9m	13.2m (0)	12.0m (1)	2:05.04	29.32s	29.36s
5 MAKE IT QUICK	6	7.8m	17.0m (0)	13.6m (2)	2:05.11	29.16s	29.31s
10 SIMPLY SHAZ	7	8.0m	9.1m (0)	9.2m (0)	2:05.12	29.42s	29.64s
1 STEAM PUNK	8	12.8m	0.0m (0)	0.8m (0)	2:05.50	29.46s	30.64s
9 AMERICAN BULLITT	9	12.9m	20.3m (1)	10.4m (3)	2:05.50	28.68s	29.94s
3 STREET APPEAL	10	13.0m	4.7m (0)	4.9m (0)	2:05.51	29.42s	30.35s
7 TORPEDO ROCK	11	14.3m	8.8m (1)	6.5m (1)	2:05.61	29.24s	30.33s
6 CROWDED REACTOR	12	16.7m	21.7m (0)	15.5m (0)	2:05.80	28.96s	29.86s

Finish Position and metres gained from 800m



PJ Harness Analyser
1-week free trial is here to stay

www.facebook.com/PJHarnessRacing



RISE Digital, Harness Racing Australia nor the provider accepts any responsibility for the completeness or accuracy of any of the information contained herein, and makes no representations about its suitability for any particular purpose. Users should make their own judgements about those matters and/or seek independent advice. You assume all risks associated with use of data provided on this page

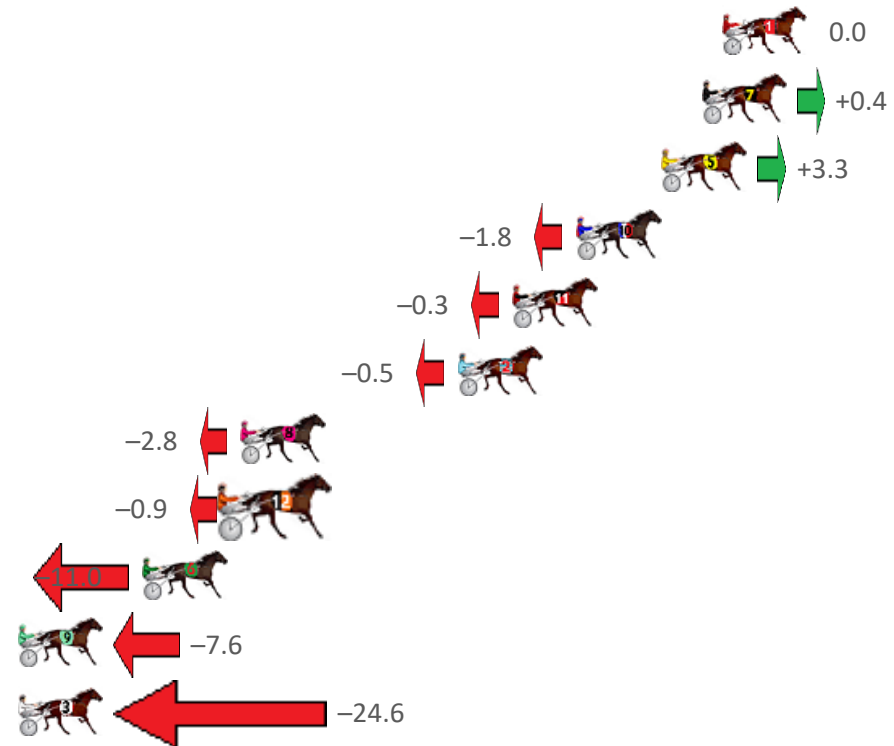
Gloucester Park Race 2 Distance 2130m

Friday, 3 March 2023

Gross Time: 2:34.50 MileRate: 1:56.70 LeadTime: 38.20s First Qtr: 30.20s Second Qtr: 29.50s Third Qtr: 28.20s Fourth Qtr: 28.40s

NoHorse	Plc	Mar	800 Posi	400 Posi	Time	3rd Qtr	4th Qtr
1 MEA CULPA	1	0.0m	0.0m (0)	0.0m (0)	2:34.50	28.20s	28.40s
7 JETT STAR	2	0.8m	1.2m (1)	0.9m (1)	2:34.56	28.18s	28.40s
5 THEO AVIATOR	3	2.4m	5.7m (1)	5.4m (1)	2:34.68	28.18s	28.20s
10 NAVAL AVIATOR	4	5.8m	4.0m (0)	4.8m (0)	2:34.93	28.26s	28.49s
11 AWAITINGINSTRUCTI	5	8.3m	8.0m (0)	9.1m (0)	2:35.12	28.28s	28.38s
2 BALTIC ACE	6	10.5m	10.0m (1)	9.7m (1)	2:35.28	28.18s	28.50s
8 ROCK ME OVER	7	19.1m	16.3m (0)	18.5m (0)	2:35.92	28.36s	28.52s
12 TWOBOb CRACKER	8	19.5m	18.6m (1)	16.2m (1)	2:35.95	28.04s	28.71s
6 JOE WITH THE FLOW	9	23.0m	12.0m (0)	13.9m (0)	2:36.22	28.34s	29.14s
9 STORMYSKYES	10	28.2m	20.6m (0)	23.6m (0)	2:36.60	28.42s	28.84s
3 BETTORSTARTDREA	11	38.9m	14.3m (1)	20.8m (1)	2:37.40	28.66s	29.84s

Finish Position and metres gained from 800m



PJ Harness Analyser
1-week free trial is here to stay

www.facebook.com/PJHarnessRacing



RISE Digital, Harness Racing Australia nor the provider accepts any responsibility for the completeness or accuracy of any of the information contained herein, and makes no representations about its suitability for any particular purpose. Users should make their own judgements about those matters and/or seek independent advice. You assume all risks associated with use of data provided on this page

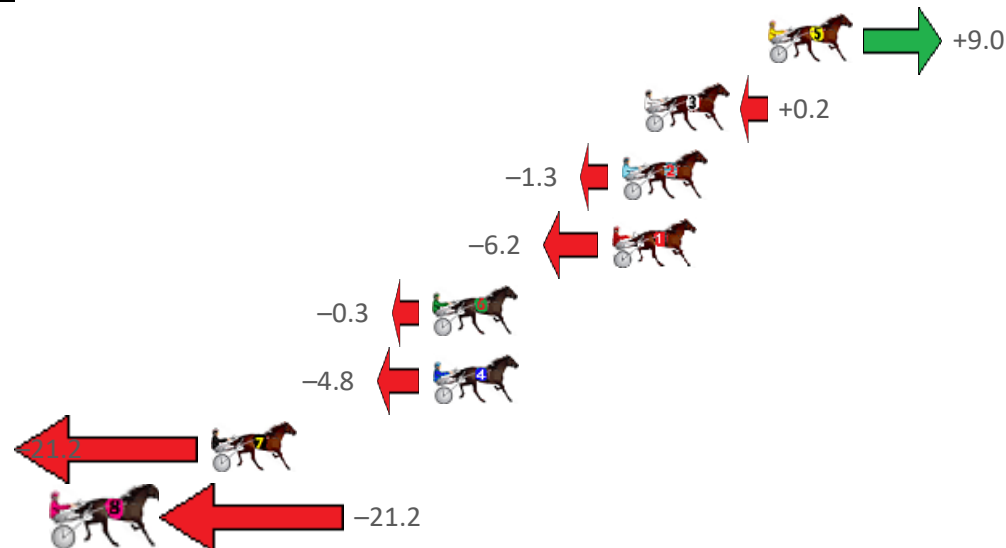
Gloucester Park Race 3 Distance 2536m

Friday, 3 March 2023

Gross Time: 3:08.90 MileRate: 1:59.90 LeadTime: 70.80s First Qtr: 30.90s Second Qtr: 30.70s Third Qtr: 28.50s Fourth Qtr: 28.00s

NoHorse	Plc	Mar	800 Posi	400 Posi	Time	3rd Qtr	4th Qtr
5 WHATABRO	1	0.0m	9.0m (1)	5.8m (2)	3:08.90	28.26s	27.60s
3 ROCKABALL	2	4.9m	5.1m (1)	2.1m (2)	3:09.26	28.28s	28.22s
2 JAMES BUTT	3	5.8m	4.5m (0)	4.0m (0)	3:09.33	28.46s	28.15s
1 VALBONNE	4	6.2m	0.0m (0)	0.0m (0)	3:09.36	28.50s	28.46s
6 WHOSWHOINTHEZO	5	13.3m	13.0m (0)	13.1m (0)	3:09.88	28.50s	28.06s
4 THE KRAKEN	6	13.3m	8.5m (0)	8.3m (0)	3:09.88	28.48s	28.40s
7 MEDIEVAL MAN	7	22.1m	0.9m (1)	3.5m (1)	3:10.53	28.68s	29.38s
8 DOC HOLLIDAY	8	34.1m	12.9m (1)	13.7m (1)	3:11.41	28.55s	29.55s

Finish Position and metres gained from 800m



PJ Harness Analyser

1-week free trial is here to stay



www.facebook.com/PJHarnessRacing

RISE Digital, Harness Racing Australia nor the provider accepts any responsibility for the completeness or accuracy of any of the information contained herein, and makes no representations about its suitability for any particular purpose. Users should make their own judgements about those matters and/or seek independent advice. You assume all risks associated with use of data provided on this page

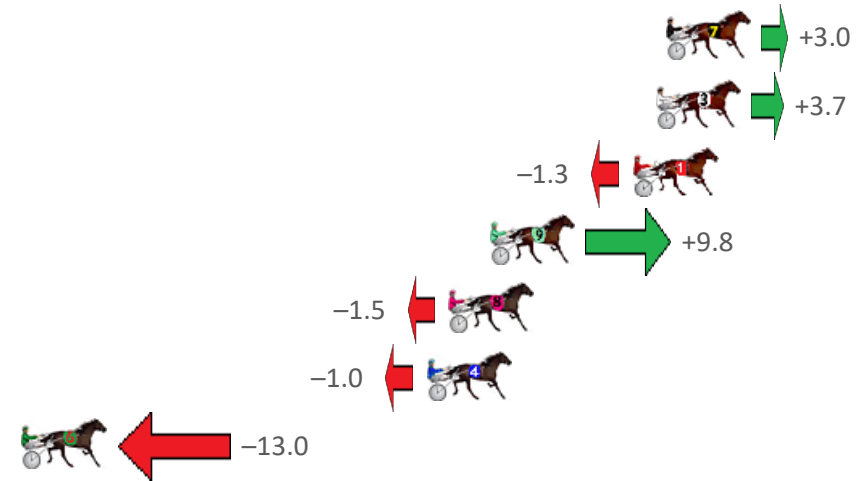
Gloucester Park Race 4 Distance 2130m

Friday, 3 March 2023

Gross Time: 2:39.30 MileRate: 2:00.40 LeadTime: 40.00s First Qtr: 32.20s Second Qtr: 30.90s Third Qtr: 29.30s Fourth Qtr: 26.90s

NoHorse	Plc	Mar	800 Posi	400 Posi	Time	3rd Qtr	4th Qtr
7 KNOW WHEN TO RU	1	0.0m	3.0m (1)	2.3m (1)	2:39.30	29.24s	26.74s
3 THE MUSTANG	2	0.4m	4.1m (0)	4.3m (0)	2:39.33	29.30s	26.63s
1 ELDAYTONA	3	1.3m	0.0m (0)	0.0m (0)	2:39.39	29.30s	26.99s
9 GALACTIC STAR	4	7.0m	16.8m (0)	10.3m (1)	2:39.80	28.80s	26.67s
8 VIVERE DAMORE	5	8.6m	7.1m (1)	6.3m (1)	2:39.91	29.22s	27.07s
4 CORDERO	6	9.5m	8.5m (0)	9.7m (0)	2:39.97	29.36s	26.89s
6 QUEEN SHENANDOA	7	25.6m	12.6m (0)	14.0m (0)	2:41.11	29.36s	27.73s

Finish Position and metres gained from 800m



PJ Harness Analyser
1-week free trial is here to stay

www.facebook.com/PJHarnessRacing



RISE Digital, Harness Racing Australia nor the provider accepts any responsibility for the completeness or accuracy of any of the information contained herein, and makes no representations about its suitability for any particular purpose. Users should make their own judgements about those matters and/or seek independent advice. You assume all risks associated with use of data provided on this page

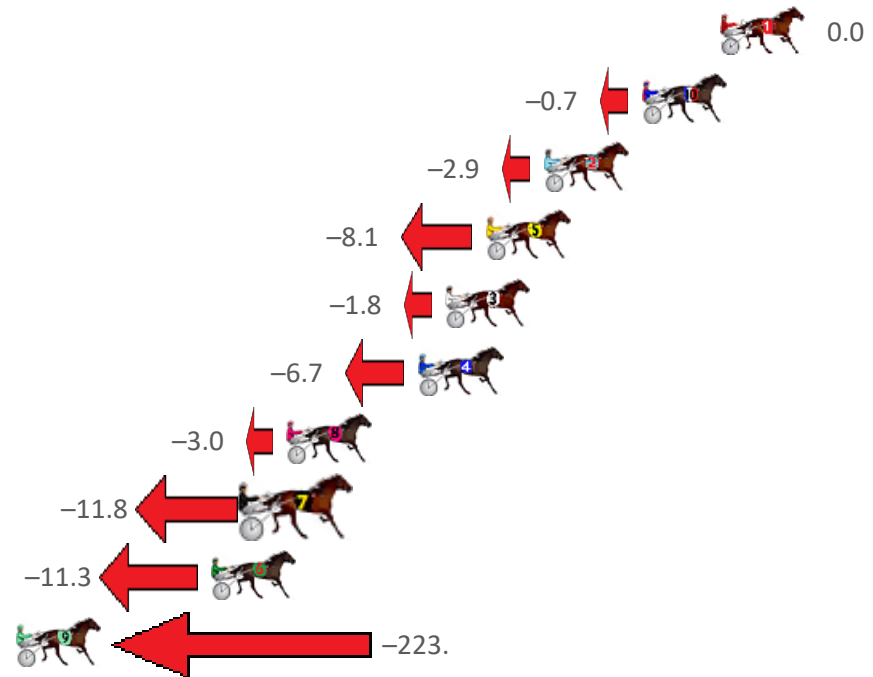
Gloucester Park Race 5 Distance 2130m

Friday, 3 March 2023

Gross Time: 2:36.50 MileRate: 1:58.20 LeadTime: 39.30s First Qtr: 31.20s Second Qtr: 30.30s Third Qtr: 27.30s Fourth Qtr: 28.40s

NoHorse	Plc	Mar	800 Posi	400 Posi	Time	3rd Qtr	4th Qtr
1 BENJI	1	0.0m	0.0m (0)	0.0m (0)	2:36.50	27.30s	28.40s
10 STREET HAWK	2	3.1m	2.4m (2)	3.2m (2)	2:36.73	27.36s	28.41s
2 SHOWPONY	3	7.0m	4.1m (0)	4.1m (0)	2:37.02	27.30s	28.64s
5 THE MIKI TAKER	4	9.3m	1.2m (1)	3.8m (1)	2:37.19	27.48s	28.83s
3 ETON ROCK	5	10.9m	9.1m (1)	10.8m (2)	2:37.31	27.42s	28.47s
4 FREE WHEELING	6	12.0m	5.3m (1)	7.8m (1)	2:37.40	27.48s	28.75s
8 MISTER MONTBLAN	7	17.2m	14.2m (1)	15.9m (1)	2:37.78	27.44s	28.58s
7 ALCOPONY	8	18.6m	6.8m (2)	8.8m (3)	2:37.89	27.45s	29.18s
6 PATH OF GOLD	9	20.2m	8.9m (0)	12.4m (0)	2:38.01	27.56s	29.05s
9 ALTA MONTEL	10	581.4m	357.5m (0)	387.4m (0)	3:19.87	29.86s	44.95s

Finish Position and metres gained from 800m



PJ Harness Analyser

1-week free trial is here to stay

www.facebook.com/PJHarnessRacing



RISE Digital, Harness Racing Australia nor the provider accepts any responsibility for the completeness or accuracy of any of the information contained herein, and makes no representations about its suitability for any particular purpose. Users should make their own judgements about those matters and/or seek independent advice. You assume all risks associated with use of data provided on this page


Gloucester Park Race 7 Distance 1730m

Friday, 3 March 2023

Gross Time: 2:06.30 MileRate: 1:57.50 LeadTime: 7.70s First Qtr: 29.50s Second Qtr: 31.20s Third Qtr: 28.90s Fourth Qtr: 29.00s

NoHorse	Plc	Mar	800 Posi	400 Posi	Time	3rd Qtr	4th Qtr
9 WATER LOU	1	0.0m	0.0m (0)	0.0m (0)	2:06.30	28.90s	29.00s
3 XCEPTIONAL ARMA	2	4.1m	6.7m (1)	6.1m (0)	2:06.61	28.86s	28.87s
11 REMARKABLE ROCK	3	18.1m	19.2m (0)	21.7m (0)	2:07.68	29.08s	28.82s
6 PRINCESS KATIE	4	20.7m	9.8m (0)	10.0m (1)	2:07.88	28.92s	29.85s
5 THE SWINDLER	5	21.1m	10.6m (1)	8.7m (2)	2:07.91	28.76s	29.98s
1 TIGER STEVIE	6	26.6m	14.2m (0)	17.2m (0)	2:08.32	29.12s	29.78s
4 MANEA	7	74.6m	14.5m (1)	22.3m (1)	2:11.98	29.46s	33.07s
7 SHES A MARE	8	103.2m	4.7m (0)	12.2m (0)	2:14.15	29.44s	35.97s
8 COPY CAT QUEEN	9	199.9m	23.1m (1)	133.1m (0)	2:21.51	36.82s	34.63s

Finish Position and metres gained from 800m



PJ Harness Analyser
1-week free trial is here to stay

www.facebook.com/PJHarnessRacing



RISE Digital, Harness Racing Australia nor the provider accepts any responsibility for the completeness or accuracy of any of the information contained herein, and makes no representations about its suitability for any particular purpose. Users should make their own judgements about those matters and/or seek independent advice. You assume all risks associated with use of data provided on this page

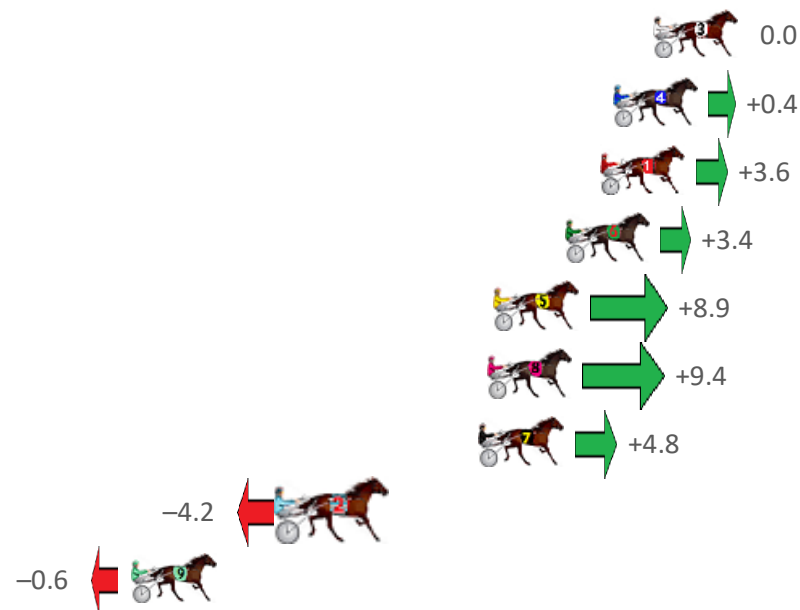
Gloucester Park Race 8 Distance 2130m

Friday, 3 March 2023

Gross Time: 2:39.80 MileRate: 2:00.70 LeadTime: 39.70s First Qtr: 32.20s Second Qtr: 31.30s Third Qtr: 28.10s Fourth Qtr: 28.50s

NoHorse	Plc	Mar	800 Posi	400 Posi	Time	3rd Qtr	4th Qtr
3 LUCAPELO	1	0.0m	0.0m (0)	0.0m (0)	2:39.80	28.10s	28.50s
4 MAGNUS VICTOR	2	1.6m	2.0m (1)	2.0m (1)	2:39.92	28.10s	28.48s
1 INSTA GATOR	3	2.1m	5.7m (0)	4.6m (0)	2:39.96	28.02s	28.34s
6 ALL IS WELL	4	3.5m	6.9m (1)	7.7m (1)	2:40.06	28.16s	28.22s
5 COLD HARD CASH	5	6.3m	15.2m (0)	16.2m (0)	2:40.27	28.18s	27.83s
8 ROCKET CITY	6	6.6m	16.0m (1)	15.4m (1)	2:40.29	28.06s	27.91s
7 IMPERIUM	7	6.9m	11.7m (1)	12.0m (1)	2:40.32	28.12s	28.17s
2 THE REAL MIKOY	8	14.5m	10.3m (0)	11.9m (0)	2:40.89	28.22s	28.75s
9 LORD TITANIUM	9	20.7m	20.1m (0)	22.2m (0)	2:41.35	28.26s	28.49s

Finish Position and metres gained from 800m



PJ Harness Analyser
1-week free trial is here to stay

www.facebook.com/PJHarnessRacing



RISE Digital, Harness Racing Australia nor the provider accepts any responsibility for the completeness or accuracy of any of the information contained herein, and makes no representations about its suitability for any particular purpose. Users should make their own judgements about those matters and/or seek independent advice. You assume all risks associated with use of data provided on this page

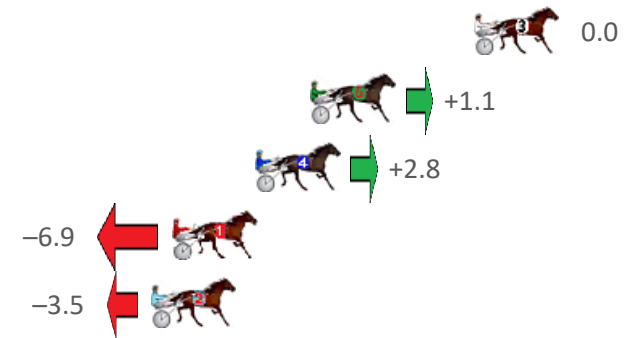
Gloucester Park Race 9 Distance 2130m

Friday, 3 March 2023

Gross Time: 2:39.30 MileRate: 2:00.30 LeadTime: 39.60s First Qtr: 31.60s Second Qtr: 31.10s Third Qtr: 28.70s Fourth Qtr: 28.30s

NoHorse	Plc	Mar	800 Posi	400 Posi	Time	3rd Qtr	4th Qtr
3 AUGUST MOON	1	0.0m	0.0m (0)	0.0m (0)	2:39.30	28.70s	28.30s
6 CABSAY	2	6.5m	7.6m (1)	3.4m (1)	2:39.78	28.40s	28.54s
4 ALEXANDRA THEGRE	3	8.7m	11.5m (1)	7.1m (1)	2:39.95	28.38s	28.44s
1 JACKIE DANIELS	4	12.0m	5.1m (0)	4.2m (0)	2:40.19	28.64s	28.89s
2 IMAHERO	5	12.8m	9.3m (0)	8.2m (0)	2:40.25	28.62s	28.67s

Finish Position and metres gained from 800m



PJ Harness Analyser
1-week free trial is here to stay

www.facebook.com/PJHarnessRacing



RISE Digital, Harness Racing Australia nor the provider accepts any responsibility for the completeness or accuracy of any of the information contained herein, and makes no representations about its suitability for any particular purpose. Users should make their own judgements about those matters and/or seek independent advice. You assume all risks associated with use of data provided on this page

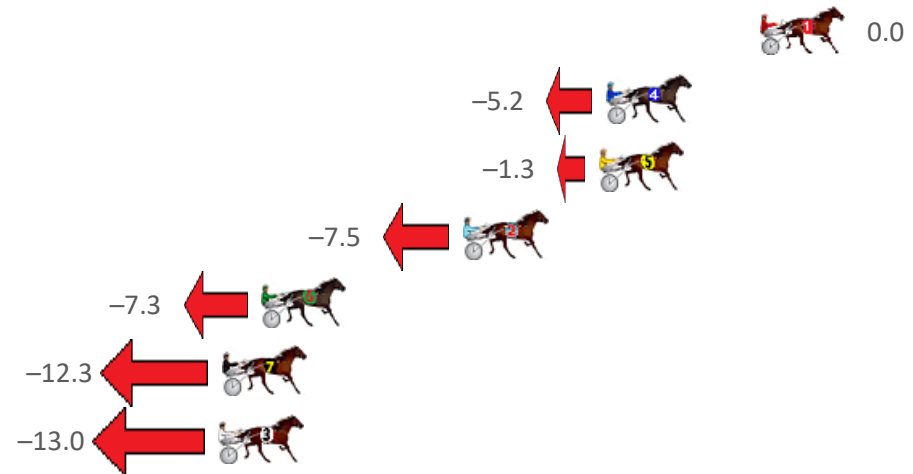
Gloucester Park Race 10 Distance 2130m

Friday, 3 March 2023

Gross Time: 2:38.50 MileRate: 1:59.70 LeadTime: 40.60s First Qtr: 32.20s Second Qtr: 30.40s Third Qtr: 28.30s Fourth Qtr: 27.00s

NoHorse	Plc	Mar	800 Posi	400 Posi	Time	3rd Qtr	4th Qtr
1 STEEL THE SHOW	1	0.0m	0.0m (0)	0.0m (0)	2:38.50	28.30s	27.00s
4 IMA FIVESTAR GENE	2	6.1m	0.9m (1)	2.4m (1)	2:38.93	28.40s	27.27s
5 VULCAN STAR	3	6.4m	5.1m (1)	6.7m (1)	2:38.96	28.40s	26.99s
2 HENGHENG	4	11.8m	4.3m (0)	5.0m (0)	2:39.34	28.34s	27.50s
6 MAKE IT HAPPEN	5	19.8m	12.5m (0)	14.0m (0)	2:39.91	28.38s	27.45s
7 MACHS GOLD	6	21.4m	9.1m (1)	10.8m (1)	2:40.02	28.40s	27.78s
3 TROOPINGOFTHECO	7	21.5m	8.5m (0)	9.0m (0)	2:40.03	28.32s	27.91s

Finish Position and metres gained from 800m



PJ Harness Analyser
1-week free trial is here to stay

www.facebook.com/PJHarnessRacing



RISE Digital, Harness Racing Australia nor the provider accepts any responsibility for the completeness or accuracy of any of the information contained herein, and makes no representations about its suitability for any particular purpose. Users should make their own judgements about those matters and/or seek independent advice. You assume all risks associated with use of data provided on this page


Gloucester Park Race 11 Distance 1730m

Friday, 3 March 2023

Gross Time: 2:05.60 MileRate: 1:56.90 LeadTime: 8.00s First Qtr: 30.10s Second Qtr: 30.40s Third Qtr: 29.00s Fourth Qtr: 28.10s

NoHorse	Plc	Mar	800 Posi	400 Posi	Time	3rd Qtr	4th Qtr
1 STAR ARMBRO	1	0.0m	0.0m (0)	0.0m (0)	2:05.60	29.00s	28.10s
5 MIDDLEPAGE	2	2.8m	1.1m (1)	2.3m (1)	2:05.81	29.08s	28.14s
6 RUN FOR MERCY	3	6.7m	5.6m (1)	6.5m (1)	2:06.09	29.06s	28.13s
10 BE ON GUARD	4	10.2m	4.2m (0)	4.5m (0)	2:06.35	29.02s	28.53s
11 ACOLTNAMEDSU	5	10.9m	8.9m (0)	8.5m (0)	2:06.41	28.96s	28.31s
2 CARRERA MACH	6	11.1m	9.4m (1)	10.5m (1)	2:06.42	29.06s	28.18s
12 PIERRE WHITBY	7	13.2m	13.3m (0)	13.0m (0)	2:06.57	28.96s	28.15s
3 EYE BETTER	8	14.7m	13.6m (1)	15.0m (1)	2:06.69	29.08s	28.12s
9 MASTER LEIGHTON	9	16.2m	21.4m (0)	20.9m (0)	2:06.80	28.94s	27.82s
7 BATAVIA BLACKHOLE	10	18.1m	17.5m (0)	16.9m (0)	2:06.94	28.94s	28.24s
8 SAGATIOUS	11	31.5m	23.6m (1)	26.5m (0)	2:07.93	29.18s	28.55s
4 ALWAYS ON	12	32.0m	18.6m (1)	20.3m (1)	2:07.96	29.10s	29.02s

Finish Position and metres gained from 800m



PJ Harness Analyser
1-week free trial is here to stay

www.facebook.com/PJHarnessRacing



RISE Digital, Harness Racing Australia nor the provider accepts any responsibility for the completeness or accuracy of any of the information contained herein, and makes no representations about its suitability for any particular purpose. Users should make their own judgements about those matters and/or seek independent advice. You assume all risks associated with use of data provided on this page