

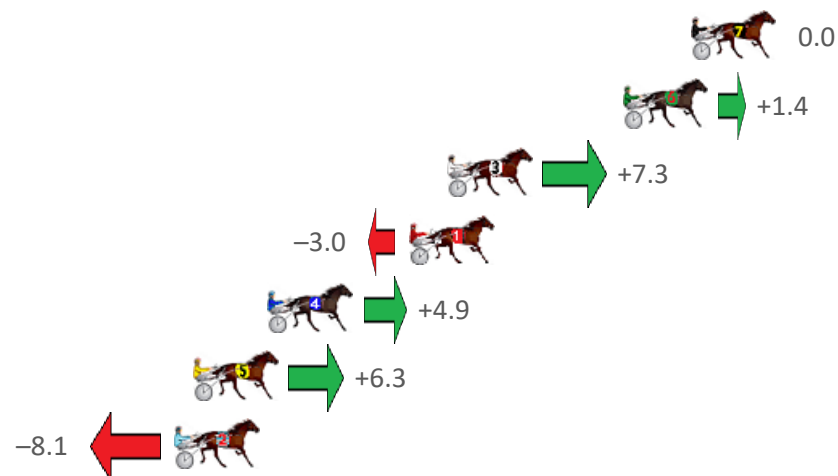
# Gloucester Park Race 1 Distance 1730m

Tuesday, 7 March 2023

Gross Time: 2:06.20 MileRate: 1:57.40 LeadTime: 7.80s First Qtr: 30.40s Second Qtr: 31.20s Third Qtr: 29.30s Fourth Qtr: 27.50s

NoHorse	Plc	Mar	800 Posi	400 Posi	Time	3rd Qtr	4th Qtr
7 SKYLORD	1	0.0m	0.0m (0)	0.0m (0)	2:06.20	29.30s	27.50s
6 RUNNINGONEMPTY	2	2.7m	4.1m (0)	4.5m (0)	2:06.40	29.32s	27.38s
3 LUCIENNE	3	9.7m	17.0m (0)	14.5m (0)	2:06.90	29.08s	27.18s
1 WESTCOASTER	4	11.2m	8.2m (0)	8.0m (1)	2:07.01	29.26s	27.75s
4 GLIDING STAR	5	16.8m	21.7m (0)	20.7m (0)	2:07.42	29.18s	27.26s
5 CHEWYSLOOSECHAN	6	19.8m	26.1m (0)	14.8m (3)	2:07.63	28.45s	27.89s
2 CANDY APPLE	7	20.5m	12.4m (0)	11.1m (2)	2:07.68	29.18s	28.20s

## Finish Position and metres gained from 800m



**PJ Harness Analyser**  
1-week free trial is here to stay

[www.facebook.com/PJHarnessRacing](https://www.facebook.com/PJHarnessRacing)



RISE Digital, Harness Racing Australia nor the provider accepts any responsibility for the completeness or accuracy of any of the information contained herein, and makes no representations about its suitability for any particular purpose. Users should make their own judgements about those matters and/or seek independent advice. You assume all risks associated with use of data provided on this page

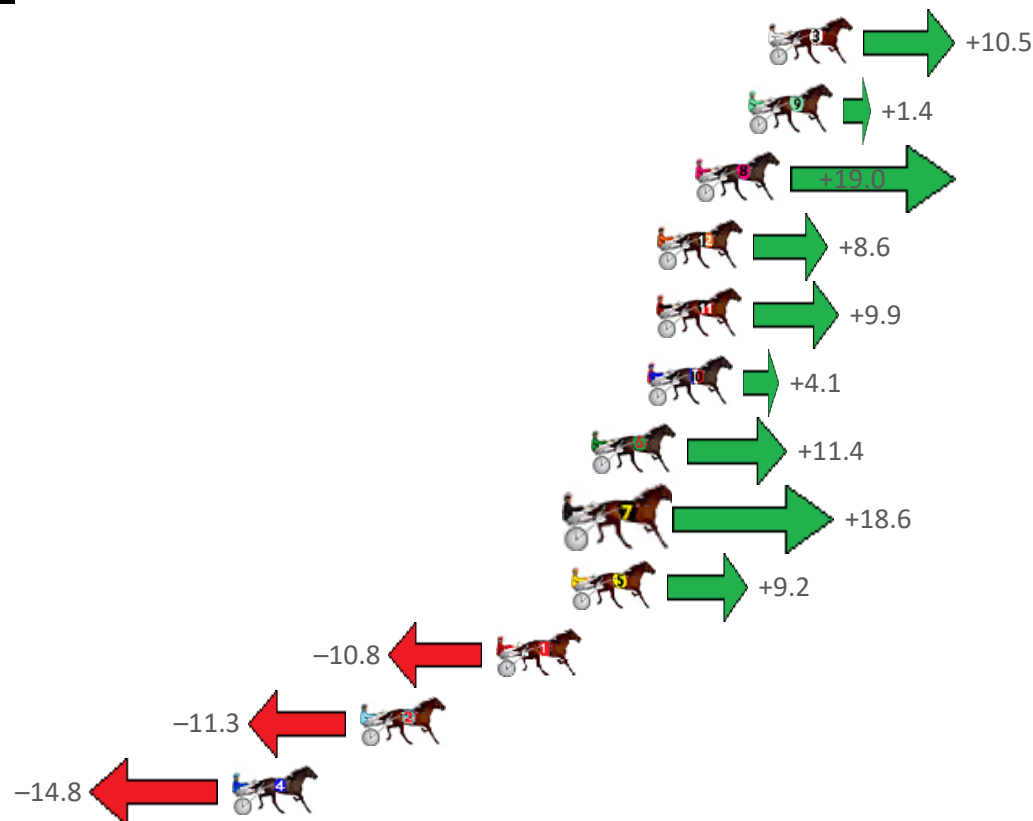
# Gloucester Park Race 2 Distance 2130m

Tuesday, 7 March 2023

Gross Time: 2:36.60 MileRate: 1:58.30 LeadTime: 36.00s First Qtr: 30.00s Second Qtr: 30.90s Third Qtr: 29.80s Fourth Qtr: 29.90s

NoHorse	Plc	Mar	800 Posi	400 Posi	Time	3rd Qtr	4th Qtr
3 CHRYSOPRASE	1	0.0m	10.5m (1)	4.6m (2)	2:36.60	29.36s	29.56s
9 LET IT LINGA	2	0.8m	2.2m (1)	1.4m (1)	2:36.66	29.74s	29.86s
8 RISKITFORDABISKIT	3	2.9m	21.9m (2)	7.9m (3)	2:36.83	28.77s	29.54s
12 ROCKIN THE TREND	4	4.4m	13.0m (0)	11.9m (0)	2:36.94	29.72s	29.36s
11 SHEHADI	5	4.4m	14.3m (1)	11.9m (2)	2:36.94	29.62s	29.36s
10 FIREBALL FRIDAY	6	4.8m	8.9m (0)	7.8m (0)	2:36.98	29.72s	29.70s
6 MINOR CATASTROP	7	7.0m	18.4m (1)	11.9m (3)	2:37.15	29.33s	29.56s
7 STEP IT UP	8	7.6m	26.2m (1)	16.5m (1)	2:37.20	29.08s	29.27s
5 LIL DELIGHT	9	7.8m	17.0m (0)	15.6m (0)	2:37.21	29.70s	29.35s
1 VALHALLA MISS	10	10.8m	0.0m (0)	0.0m (0)	2:37.45	29.80s	30.75s
2 JOELENE	11	16.2m	4.9m (0)	4.1m (0)	2:37.87	29.74s	30.87s
4 CARUBA	12	21.3m	6.5m (1)	8.4m (1)	2:38.27	29.94s	30.95s

## Finish Position and metres gained from 800m



**PJ Harness Analyser**  
1-week free trial is here to stay

[www.facebook.com/PJHarnessRacing](https://www.facebook.com/PJHarnessRacing)



RISE Digital, Harness Racing Australia nor the provider accepts any responsibility for the completeness or accuracy of any of the information contained herein, and makes no representations about its suitability for any particular purpose. Users should make their own judgements about those matters and/or seek independent advice. You assume all risks associated with use of data provided on this page


# Gloucester Park Race 3 Distance 2130m

Tuesday, 7 March 2023

Gross Time: 2:37.90 MileRate: 1:59.30 LeadTime: 37.80s First Qtr: 32.10s Second Qtr: 30.60s Third Qtr: 28.20s Fourth Qtr: 29.20s

NoHorse	Plc	Mar	800 Posi	400 Posi	Time	3rd Qtr	4th Qtr
4 HEZA HEAD HONCH	1	0.0m	0.0m (0)	0.0m (0)	2:37.90	28.20s	29.20s
10 ARMAROCKSTAR	2	5.1m	4.3m (0)	3.9m (0)	2:38.29	28.18s	29.31s
11 BATAVIA BLACKHOLE	3	7.8m	8.9m (0)	8.7m (0)	2:38.50	28.20s	29.18s
3 GODDESS OF REASO	4	10.0m	14.0m (1)	14.6m (1)	2:38.67	28.26s	28.92s
7 EUSTON FLYER	5	15.0m	17.4m (0)	18.5m (1)	2:39.05	28.30s	29.03s
1 DOCTOR STEVE	6	16.4m	5.7m (1)	11.1m (1)	2:39.16	28.59s	29.66s
5 ACOLTNAMEDSU	7	18.2m	1.2m (1)	6.8m (1)	2:39.29	28.60s	30.11s
2 DONT GOIN THEWAT	8	18.3m	9.4m (1)	7.4m (2)	2:39.30	28.06s	30.08s
8 THE LAST DROP	9	18.8m	13.1m (0)	14.3m (0)	2:39.34	28.30s	29.62s
9 ALTA CAMINO	10	19.9m	23.7m (1)	20.5m (0)	2:39.42	28.00s	29.26s
6 IMPRESSIVE SIGNS	11	27.4m	16.6m (2)	13.2m (2)	2:40.00	27.98s	30.35s
12 THE BATMOBILE	12	27.4m	18.6m (1)	17.4m (2)	2:40.00	28.14s	30.05s

## Finish Position and metres gained from 800m



**PJ Harness Analyser**  
1-week free trial is here to stay

[www.facebook.com/PJHarnessRacing](https://www.facebook.com/PJHarnessRacing)



RISE Digital, Harness Racing Australia nor the provider accepts any responsibility for the completeness or accuracy of any of the information contained herein, and makes no representations about its suitability for any particular purpose. Users should make their own judgements about those matters and/or seek independent advice. You assume all risks associated with use of data provided on this page


# Gloucester Park Race 4 Distance 2130m

Tuesday, 7 March 2023

Gross Time: 2:35.20 MileRate: 1:57.30 LeadTime: 36.40s First Qtr: 30.80s Second Qtr: 30.60s Third Qtr: 28.90s Fourth Qtr: 28.50s

NoHorse	Plc	Mar	800 Posi	400 Posi	Time	3rd Qtr	4th Qtr
8 WAIT FOR THE BELL	1	0.0m	2.0m (1)	0.0m (0)	2:35.20	28.76s	28.50s
5 DUTY BOUND	2	6.6m	6.4m (1)	2.8m (1)	2:35.69	28.64s	28.79s
12 NOTED	3	12.2m	7.8m (2)	2.6m (2)	2:36.11	28.52s	29.23s
10 SHOOT THROUGH	4	12.6m	13.9m (0)	16.4m (3)	2:36.14	29.07s	28.28s
2 MALAKIE	5	12.9m	5.3m (0)	10.4m (1)	2:36.17	29.26s	28.72s
7 DESTINED TO RULE	6	13.2m	11.7m (2)	7.4m (2)	2:36.19	28.58s	28.96s
9 ALLWOOD WIZARD	7	16.3m	16.4m (1)	11.9m (3)	2:36.42	28.57s	28.87s
1 RAGING ROMEO	8	17.6m	9.8m (0)	13.7m (0)	2:36.52	29.18s	28.84s
4 TRITTRITTBANGBAN	9	25.1m	0.0m (0)	5.9m (0)	2:37.08	29.32s	29.96s
11 ROCKINTHEBOX	10	28.8m	18.1m (0)	21.3m (0)	2:37.36	29.12s	29.14s
6 TEPELO STAR	11	29.0m	22.3m (0)	25.8m (0)	2:37.37	29.14s	28.83s
3 STELLA MAJOR	12	33.7m	10.6m (1)	12.7m (2)	2:37.72	29.04s	30.12s

Finish Position and metres gained from 800m



## PJ Harness Analyser

1-week free trial is here to stay

[www.facebook.com/PJHarnessRacing](https://www.facebook.com/PJHarnessRacing)



RISE Digital, Harness Racing Australia nor the provider accepts any responsibility for the completeness or accuracy of any of the information contained herein, and makes no representations about its suitability for any particular purpose. Users should make their own judgements about those matters and/or seek independent advice. You assume all risks associated with use of data provided on this page

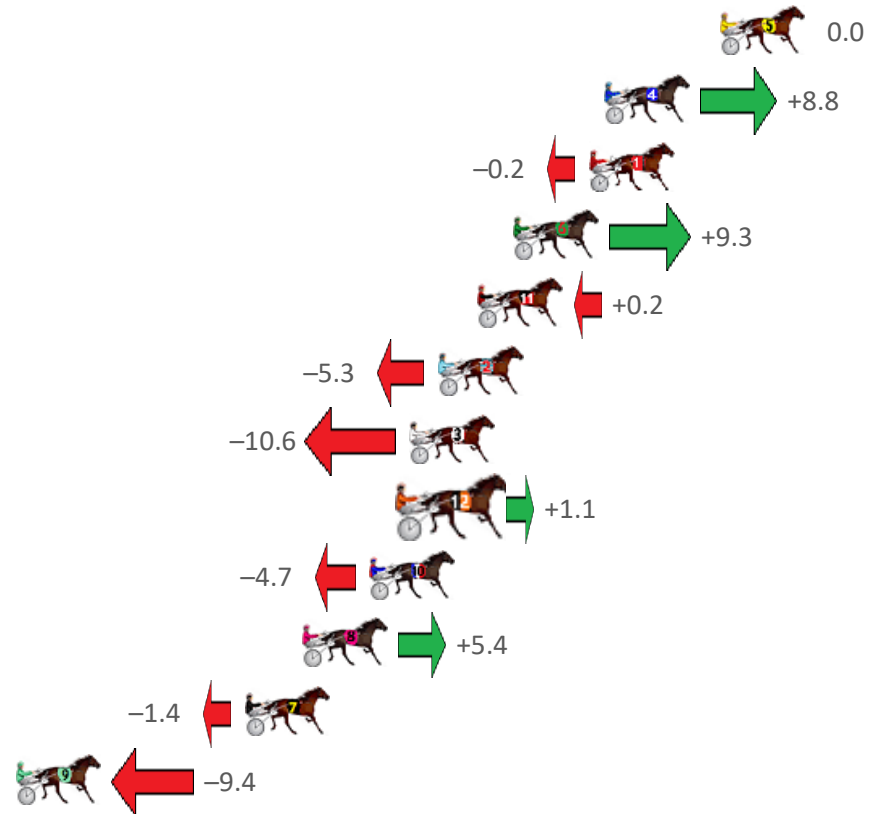
# Gloucester Park Race 5 Distance 2536m

Tuesday, 7 March 2023

Gross Time: 3:09.90 MileRate: 2:00.50 LeadTime: 70.20s First Qtr: 31.40s Second Qtr: 31.30s Third Qtr: 28.90s Fourth Qtr: 28.10s

NoHorse	Plc	Mar	800 Posi	400 Posi	Time	3rd Qtr	4th Qtr
5 RAVEN BANNER	1	0.0m	0.0m (0)	0.0m (0)	3:09.90	28.90s	28.10s
4 BLUE BLAZER	2	4.6m	13.4m (1)	11.3m (1)	3:10.24	28.74s	27.64s
1 YOU FLY WITH ME	3	5.2m	5.0m (0)	5.1m (0)	3:10.28	28.90s	28.12s
6 OCTOBER REIGN	4	8.2m	17.5m (1)	9.9m (2)	3:10.51	28.34s	28.00s
11 MISTER ARDEE	5	9.6m	9.8m (2)	2.9m (2)	3:10.61	28.40s	28.61s
2 TUAS DELIGHT	6	11.2m	5.9m (1)	7.4m (1)	3:10.73	29.00s	28.41s
3 JAGARA	7	12.3m	1.7m (1)	2.9m (1)	3:10.81	28.98s	28.81s
12 HEZ A CHANCE	8	12.3m	13.4m (0)	13.8m (0)	3:10.81	28.92s	28.03s
10 GEE SMITH	9	13.9m	9.2m (0)	9.6m (0)	3:10.93	28.92s	28.45s
8 TRIPLE BRIE	10	16.6m	22.0m (1)	17.8m (1)	3:11.13	28.58s	28.06s
7 CROCODILE KID	11	18.9m	17.5m (0)	19.2m (0)	3:11.30	29.00s	28.14s
9 CAVALRY CALL	12	31.7m	22.3m (0)	26.0m (0)	3:12.24	29.14s	28.60s

## Finish Position and metres gained from 800m



**PJ Harness Analyser**  
1-week free trial is here to stay

[www.facebook.com/PJHarnessRacing](https://www.facebook.com/PJHarnessRacing)



RISE Digital, Harness Racing Australia nor the provider accepts any responsibility for the completeness or accuracy of any of the information contained herein, and makes no representations about its suitability for any particular purpose. Users should make their own judgements about those matters and/or seek independent advice. You assume all risks associated with use of data provided on this page

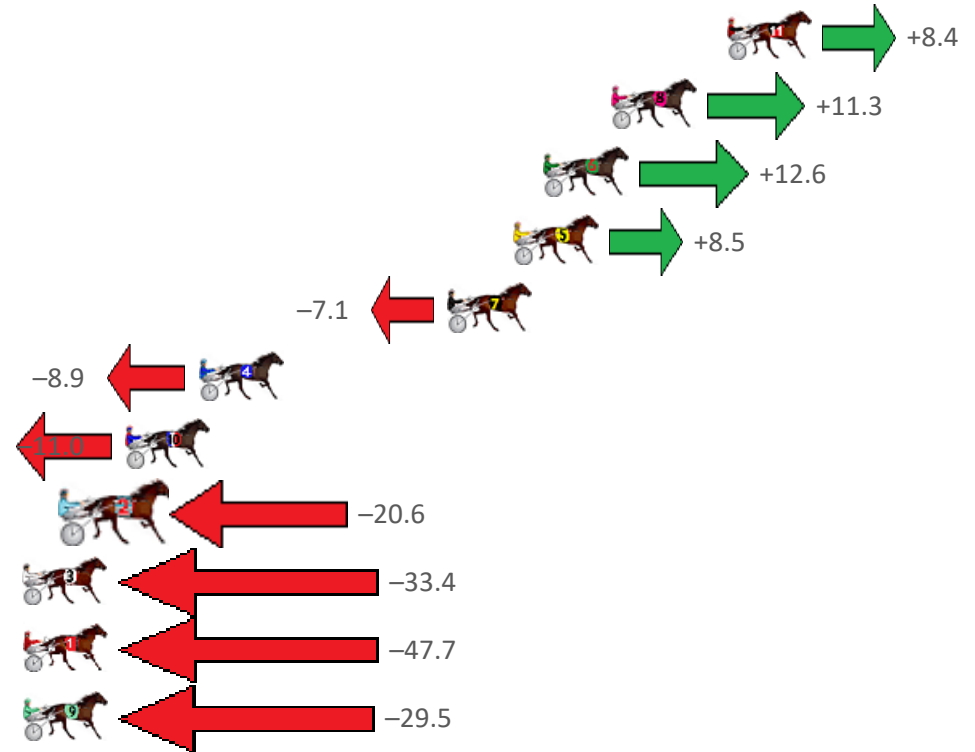
# Gloucester Park Race 6 Distance 2130m

Tuesday, 7 March 2023

Gross Time: 2:39.10 MileRate: 2:00.20 LeadTime: 37.10s First Qtr: 31.80s Second Qtr: 29.90s Third Qtr: 30.00s Fourth Qtr: 30.30s

NoHorse	Plc	Mar	800 Posi	400 Posi	Time	3rd Qtr	4th Qtr
11 TONI STREET	1	0.0m	8.4m (1)	4.3m (2)	2:39.10	29.70s	29.98s
8 MISS LAUREL LEA	2	4.6m	15.9m (1)	11.5m (3)	2:39.46	29.68s	29.80s
6 SPEEDING STAR	3	7.3m	19.9m (1)	12.6m (4)	2:39.68	29.46s	29.94s
5 ELLIEGOZOOM	4	8.5m	17.0m (0)	14.9m (1)	2:39.77	29.86s	29.86s
7 EE JAY WHY	5	11.1m	4.0m (1)	0.0m (2)	2:39.98	29.70s	31.18s
4 SWEETEST THING	6	21.0m	12.1m (1)	8.3m (2)	2:40.77	29.72s	31.35s
10 NYARNYEE NAVAJO	7	23.9m	12.9m (0)	16.8m (0)	2:41.00	30.30s	30.94s
2 SHEEZ IMPRESSIVE	8	26.0m	5.4m (0)	6.9m (1)	2:41.16	30.12s	31.84s
3 LILLY LAGUNA	9	33.4m	0.0m (1)	1.6m (1)	2:41.75	30.12s	32.83s
1 CARIBBEAN TIMES	10	48.2m	0.5m (0)	3.7m (0)	2:42.92	30.24s	33.85s
9 ISSUES	11	62.3m	32.8m (0)	40.8m (0)	2:44.04	30.62s	32.19s

## Finish Position and metres gained from 800m



**PJ Harness Analyser**  
1-week free trial is here to stay

[www.facebook.com/PJHarnessRacing](https://www.facebook.com/PJHarnessRacing)



RISE Digital, Harness Racing Australia nor the provider accepts any responsibility for the completeness or accuracy of any of the information contained herein, and makes no representations about its suitability for any particular purpose. Users should make their own judgements about those matters and/or seek independent advice. You assume all risks associated with use of data provided on this page



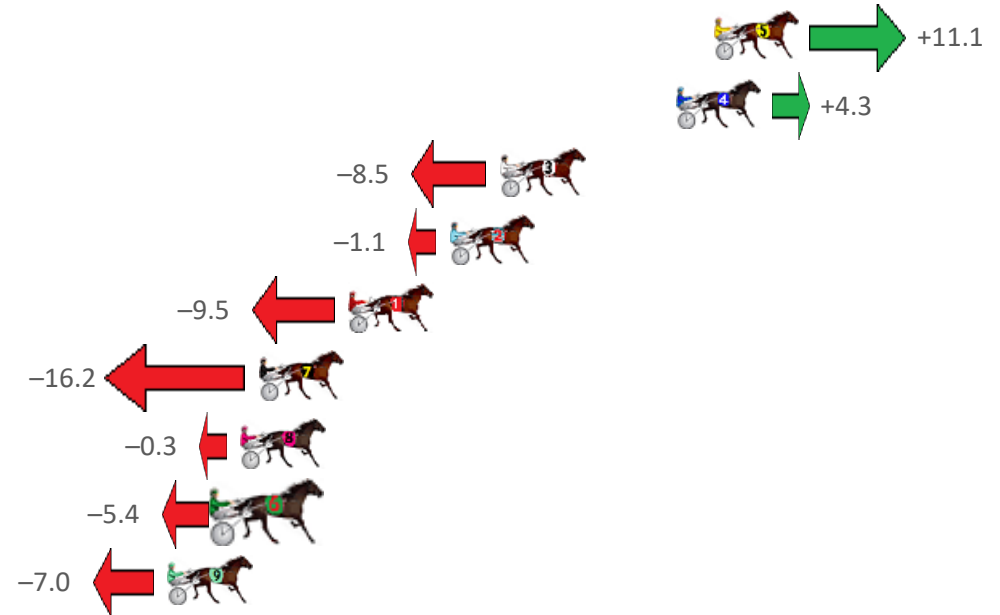
# Gloucester Park Race 7 Distance 2130m

Tuesday, 7 March 2023

Gross Time: 2:35.70 MileRate: 1:57.70 LeadTime: 37.90s First Qtr: 30.00s Second Qtr: 29.30s Third Qtr: 29.10s Fourth Qtr: 29.40s

NoHorse	Plc	Mar	800 Posi	400 Posi	Time	3rd Qtr	4th Qtr
5 HAYWIRE	1	0.0m	11.1m (1)	11.9m (1)	2:35.70	29.16s	28.54s
4 FOLLOW THE DRAGO	2	1.5m	5.8m (1)	7.7m (1)	2:35.82	29.24s	28.95s
3 FLY TO FAME	3	8.5m	0.0m (0)	0.0m (0)	2:36.36	29.10s	30.06s
2 GOLDNGALAXY	4	10.5m	9.4m (0)	9.1m (0)	2:36.51	29.08s	29.55s
1 BEALAWYER	5	14.5m	5.0m (0)	4.7m (0)	2:36.82	29.08s	30.18s
7 AMERICAN BEAUTY	6	18.1m	1.9m (1)	3.3m (1)	2:37.10	29.20s	30.55s
8 DWAYNE	7	18.8m	18.5m (0)	18.2m (0)	2:37.15	29.08s	29.53s
6 FOXY ROSE	8	19.5m	14.1m (0)	13.8m (0)	2:37.20	29.08s	29.90s
9 COURAGE OF LOMB	9	21.7m	14.7m (1)	15.7m (1)	2:37.37	29.18s	29.93s

Finish Position and metres gained from 800m



**PJ Harness Analyser**  
1-week free trial is here to stay

[www.facebook.com/PJHarnessRacing](https://www.facebook.com/PJHarnessRacing)



RISE Digital, Harness Racing Australia nor the provider accepts any responsibility for the completeness or accuracy of any of the information contained herein, and makes no representations about its suitability for any particular purpose. Users should make their own judgements about those matters and/or seek independent advice. You assume all risks associated with use of data provided on this page

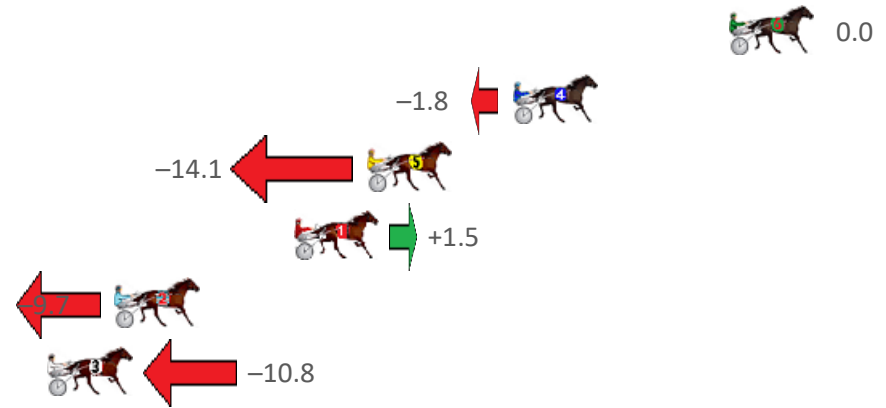
# Gloucester Park Race 8 Distance 2536m

Tuesday, 7 March 2023

Gross Time: 3:15.20 MileRate: 2:03.90 LeadTime: 71.50s First Qtr: 32.20s Second Qtr: 29.60s Third Qtr: 30.80s Fourth Qtr: 31.10s

NoHorse	Plc	Mar	800 Posi	400 Posi	Time	3rd Qtr	4th Qtr
6 ALDEBARAN SUND0	1	0.0m	0.0m (0)	0.0m (0)	3:15.20	30.80s	31.10s
4 ONE BID BUYS	2	8.6m	6.8m (0)	5.7m (0)	3:15.90	30.74s	31.36s
5 LIGHTNING CALDER	3	14.4m	0.3m (1)	2.4m (1)	3:16.37	30.96s	32.09s
1 LUCKY CHARM	4	17.3m	18.8m (0)	6.3m (2)	3:16.61	29.90s	32.02s
2 KELL ROAD KID	5	24.4m	14.7m (0)	11.2m (0)	3:17.18	30.58s	32.22s
3 TAIMATE ANGUS	6	27.1m	16.3m (1)	10.2m (1)	3:17.40	30.38s	32.52s

Finish Position and metres gained from 800m



**PJ Harness Analyser**  
1-week free trial is here to stay

[www.facebook.com/PJHarnessRacing](https://www.facebook.com/PJHarnessRacing)



RISE Digital, Harness Racing Australia nor the provider accepts any responsibility for the completeness or accuracy of any of the information contained herein, and makes no representations about its suitability for any particular purpose. Users should make their own judgements about those matters and/or seek independent advice. You assume all risks associated with use of data provided on this page