

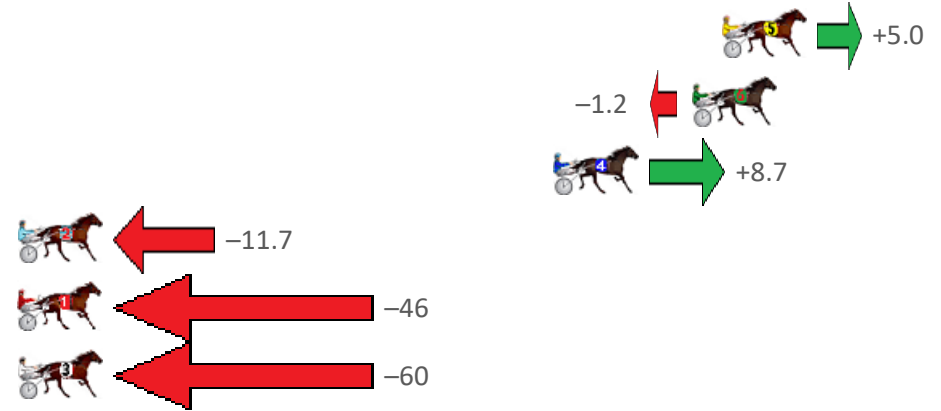
Bunbury Race 1 Distance 1609m

Wednesday, 19 April 2023

Gross Time: 1:58.00 MileRate: 1:58.00 LeadTime: 0.00s First Qtr: 28.90s Second Qtr: 32.30s Third Qtr: 29.20s Fourth Qtr: 27.70s

NoHorse	Plc	Mar	800 Posi	400 Posi	Time	3rd Qtr	4th Qtr
5 IDEAL MUSCLE	1	0.0m	5.0m (0)	4.5m (0)	1:58.00	29.16s	27.38s
6 BETTOR ARCADE	2	1.2m	0.0m (0)	0.0m (0)	1:58.09	29.20s	27.79s
4 ARIONROCK	3	6.7m	15.4m (0)	6.2m (1)	1:58.49	28.52s	27.75s
2 THESUNANDTHEMO	4	32.1m	20.4m (0)	12.5m (1)	2:00.34	28.60s	29.16s
1 PERFECT MOVE	5	55.1m	9.9m (0)	8.8m (0)	2:02.01	29.10s	31.09s
3 LOWLANDS BEACH B	6	83.3m	24.0m (1)	21.5m (0)	2:04.07	28.98s	32.25s

Finish Position and metres gained from 800m





PJ Harness Analyser

1-week free trial is here to stay

www.facebook.com/PJHarnessRacing



RISE Digital, Harness Racing Australia nor the provider accepts any responsibility for the completeness or accuracy of any of the information contained herein, and makes no representations about its suitability for any particular purpose. Users should make their own judgements about those matters and/or seek independent advice. You assume all risks associated with use of data provided on this page

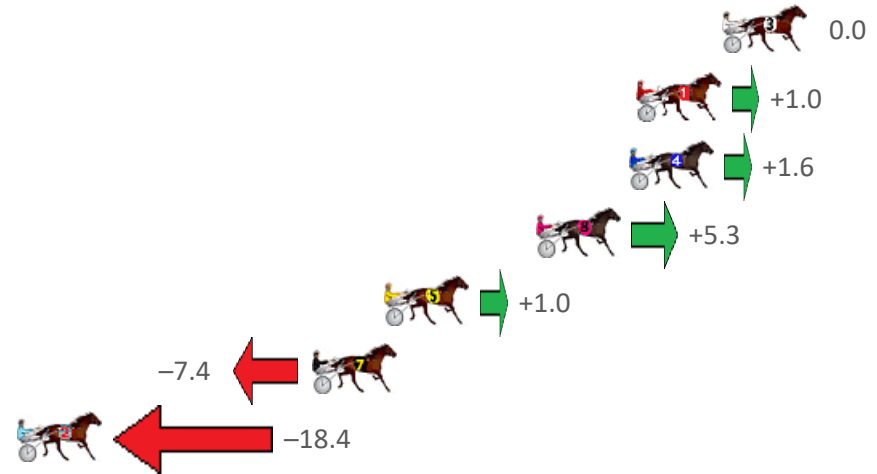
Bunbury Race 2 Distance 2100m

Wednesday, 19 April 2023

Gross Time: 2:40.30 MileRate: 2:02.80 LeadTime: 38.50s First Qtr: 32.60s Second Qtr: 30.80s Third Qtr: 29.10s Fourth Qtr: 29.30s

NoHorse	Plc	Mar	800 Posi	400 Posi	Time	3rd Qtr	4th Qtr
3 FEELING EMPATHY	1	0.0m	0.0m (0)	0.0m (0)	2:40.30	29.10s	29.30s
1 BONNIE PAULINE	2	3.4m	4.4m (0)	4.4m (0)	2:40.56	29.10s	29.24s
4 SPIRITOFANANGEL	3	3.7m	5.3m (1)	2.8m (1)	2:40.58	28.92s	29.38s
8 OUR LILIOU	4	7.4m	12.7m (0)	9.9m (0)	2:40.87	28.90s	29.15s
5 LUCIENNE	5	13.4m	14.4m (1)	9.9m (2)	2:41.33	28.78s	29.61s
7 MORISSETTE	6	16.3m	8.9m (0)	7.2m (1)	2:41.55	28.98s	30.03s
2 HUNT THE MAGIC	7	28.6m	10.2m (1)	3.0m (2)	2:42.50	28.58s	31.28s

Finish Position and metres gained from 800m





PJ Harness Analyser

1-week free trial is here to stay

www.facebook.com/PJHarnessRacing



RISE Digital, Harness Racing Australia nor the provider accepts any responsibility for the completeness or accuracy of any of the information contained herein, and makes no representations about its suitability for any particular purpose. Users should make their own judgements about those matters and/or seek independent advice. You assume all risks associated with use of data provided on this page


Bunbury Race 3 Distance 2100m

Wednesday, 19 April 2023

Gross Time: 2:36.20 MileRate: 1:59.70 LeadTime: 34.00s First Qtr: 30.40s Second Qtr: 30.50s Third Qtr: 30.60s Fourth Qtr: 30.70s

NoHorse	Plc	Mar	800 Posi	400 Posi	Time	3rd Qtr	4th Qtr
2 THEYCALL ME STOO	1	0.0m	8.5m (0)	11.6m (0)	2:36.20	30.84s	29.82s
5 CAPTAINS COTE	2	2.0m	12.7m (0)	14.7m (1)	2:36.36	30.76s	29.74s
1 ROCKNROLL RALPH	3	2.2m	4.8m (0)	4.7m (0)	2:36.38	30.60s	30.52s
8 GOTA GOOD WARH	4	18.5m	15.6m (1)	5.8m (3)	2:37.69	29.86s	31.75s
6 HAPPY DAYZ	5	19.5m	16.6m (0)	10.0m (2)	2:37.77	30.10s	31.51s
7 MAGIC EYE MICK	6	21.2m	0.0m (0)	0.0m (0)	2:37.90	30.60s	32.40s
3 PARTY BOY FREDDY	7	23.7m	10.8m (1)	7.4m (1)	2:38.10	30.34s	32.04s
9 TAHI	8	26.1m	9.0m (2)	5.8m (2)	2:38.30	30.36s	32.36s
4 BATAVIA BLACKHOLE	9	27.2m	6.6m (1)	2.6m (1)	2:38.38	30.30s	32.68s

Finish Position and metres gained from 800m





PJ Harness Analyser

1-week free trial is here to stay

www.facebook.com/PJHarnessRacing



RISE Digital, Harness Racing Australia nor the provider accepts any responsibility for the completeness or accuracy of any of the information contained herein, and makes no representations about its suitability for any particular purpose. Users should make their own judgements about those matters and/or seek independent advice. You assume all risks associated with use of data provided on this page

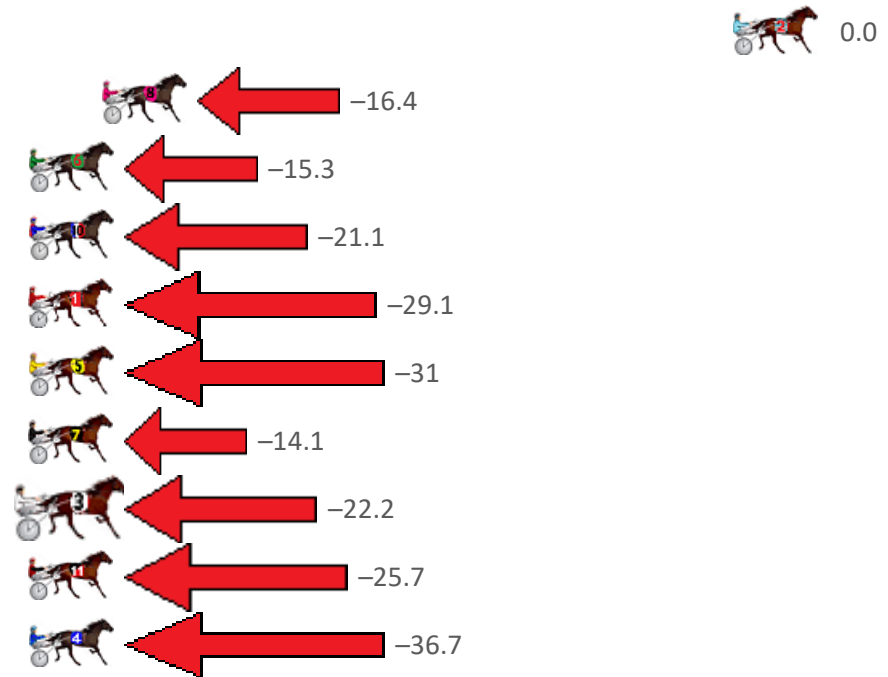
Bunbury Race 4 Distance 2100m

Wednesday, 19 April 2023

Gross Time: 2:35.70 MileRate: 1:59.30 LeadTime: 37.30s First Qtr: 30.80s Second Qtr: 30.90s Third Qtr: 29.50s Fourth Qtr: 27.20s

NoHorse	Plc	Mar	800 Posi	400 Posi	Time	3rd Qtr	4th Qtr
2 SOHO FIRESTONE	1	0.0m	0.0m (0)	0.0m (0)	2:35.70	29.50s	27.20s
8 MISTER KOPA	2	25.1m	8.7m (0)	8.5m (0)	2:37.50	29.46s	28.40s
6 ASHIMA	3	29.5m	14.2m (0)	13.6m (0)	2:37.81	29.42s	28.35s
10 HEART OF SAHARA	4	33.4m	12.3m (1)	10.2m (1)	2:38.09	29.32s	28.87s
1 FLASH MOB	5	34.0m	4.9m (0)	4.6m (0)	2:38.14	29.46s	29.32s
5 EASTON QUALITY	6	35.0m	4.1m (1)	1.7m (1)	2:38.21	29.32s	29.59s
7 ANOTHER RUSTY	7	35.2m	21.1m (1)	19.3m (1)	2:38.22	29.31s	28.36s
3 MAPLE MAREE	8	41.4m	19.2m (0)	19.3m (0)	2:38.67	29.45s	28.81s
11 OH NO NO YEO	9	42.3m	16.6m (1)	14.8m (1)	2:38.73	29.32s	29.19s
4 THE RUNNING CAME	10	45.2m	8.5m (1)	5.7m (1)	2:38.94	29.28s	30.04s

Finish Position and metres gained from 800m



PJ Harness Analyser

1-week free trial is here to stay

www.facebook.com/PJHarnessRacing

RISE Digital, Harness Racing Australia nor the provider accepts any responsibility for the completeness or accuracy of any of the information contained herein, and makes no representations about its suitability for any particular purpose. Users should make their own judgements about those matters and/or seek independent advice. You assume all risks associated with use of data provided on this page

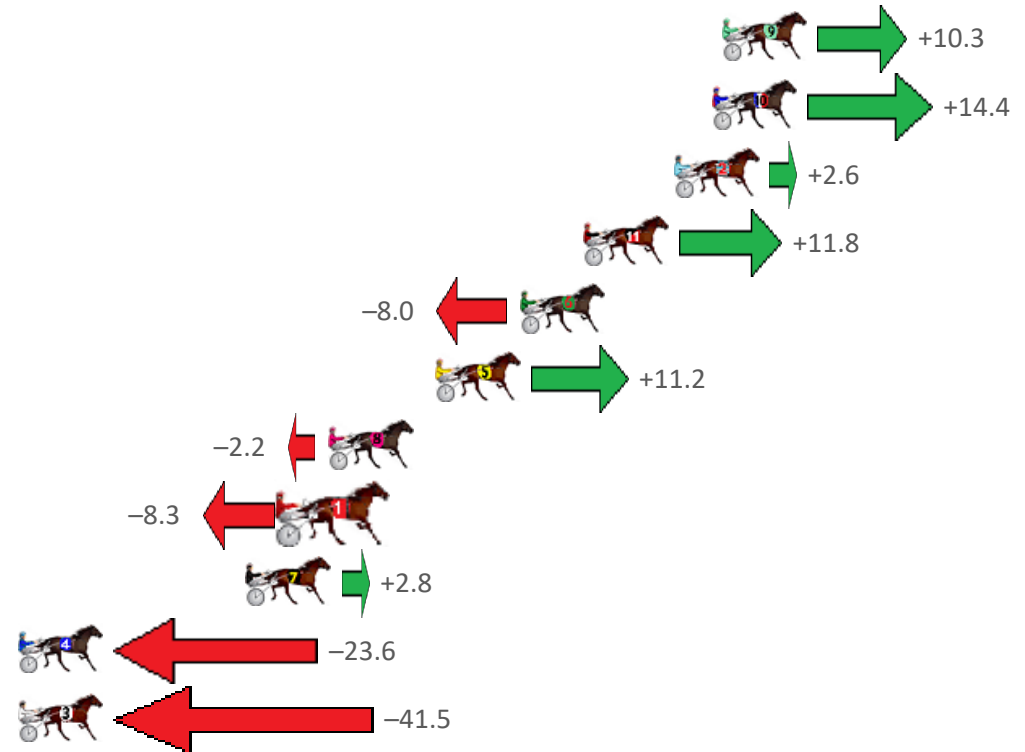
Bunbury Race 5 Distance 2100m

Wednesday, 19 April 2023

Gross Time: 2:34.50 MileRate: 1:58.40 LeadTime: 35.70s First Qtr: 30.00s Second Qtr: 30.30s Third Qtr: 28.90s Fourth Qtr: 29.60s

NoHorse	Plc	Mar	800 Posi	400 Posi	Time	3rd Qtr	4th Qtr
9 STIRUP IRON JACK	1	0.0m	10.3m (1)	1.7m (1)	2:34.50	28.28s	29.48s
10 FOLLOW ROCKNROL	2	0.4m	14.8m (1)	5.0m (2)	2:34.53	28.20s	29.27s
2 NAVY STREET	3	1.9m	4.5m (0)	4.4m (0)	2:34.65	28.90s	29.43s
11 CLASSY COLBY	4	5.5m	17.3m (0)	11.6m (2)	2:34.93	28.50s	29.19s
6 DIAMONDSONTHEBE	5	8.0m	0.0m (0)	0.0m (0)	2:35.12	28.90s	30.22s
5 RODGER JAMES	6	11.4m	22.6m (1)	15.4m (1)	2:35.38	28.40s	29.36s
8 CLASSNSMART	7	15.6m	13.4m (0)	13.8m (0)	2:35.71	28.94s	29.81s
1 DREAMS OF VALHAL	8	17.2m	8.9m (0)	9.6m (0)	2:35.83	28.96s	30.23s
7 LIL DELIGHT	9	18.9m	21.7m (0)	17.6m (0)	2:35.97	28.62s	29.79s
4 LUHRSY	10	29.5m	5.9m (1)	8.8m (1)	2:36.79	29.12s	31.25s
3 LOVE TO FLY	11	60.2m	18.7m (1)	20.4m (1)	2:39.17	29.04s	32.79s

Finish Position and metres gained from 800m



PJ Harness Analyser

1-week free trial is here to stay

www.facebook.com/PJHarnessRacing

RISE Digital, Harness Racing Australia nor the provider accepts any responsibility for the completeness or accuracy of any of the information contained herein, and makes no representations about its suitability for any particular purpose. Users should make their own judgements about those matters and/or seek independent advice. You assume all risks associated with use of data provided on this page

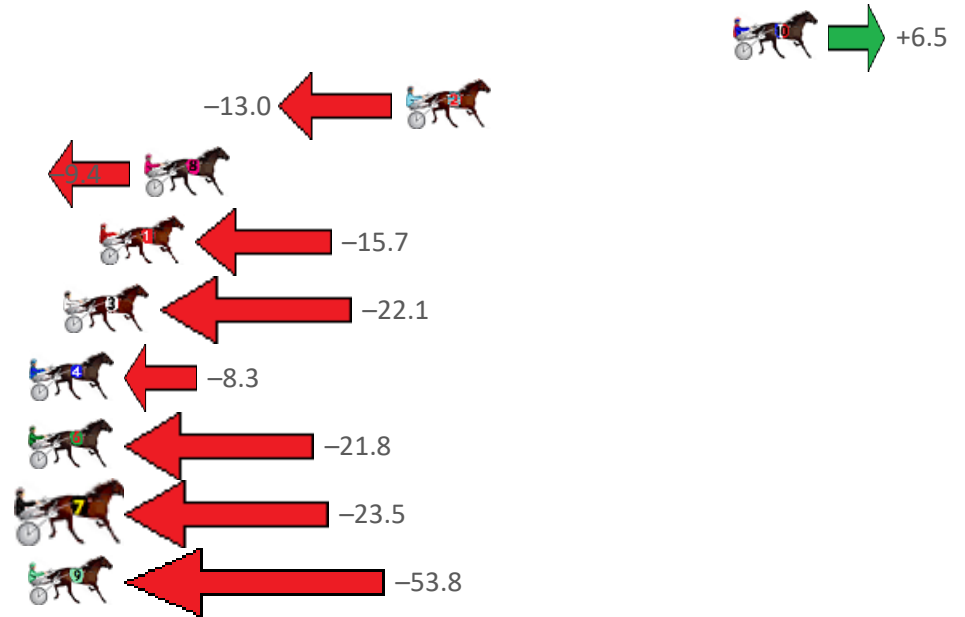
Bunbury Race 6 Distance 2100m

Wednesday, 19 April 2023

Gross Time: 2:32.50 MileRate: 1:56.90 LeadTime: 36.60s First Qtr: 30.60s Second Qtr: 29.00s Third Qtr: 28.70s Fourth Qtr: 27.60s

NoHorse	Plc	Mar	800 Posi	400 Posi	Time	3rd Qtr	4th Qtr
10 IM THE BLACK FLASH	1	0.0m	6.5m (1)	6.3m (2)	2:32.50	28.68s	27.16s
2 ALLWOOD MACH	2	13.0m	0.0m (0)	0.0m (0)	2:33.44	28.70s	28.54s
8 NOWUSEEMERUNIN	3	23.4m	14.0m (0)	13.2m (0)	2:34.20	28.62s	28.38s
1 ROCKIN JETSTAR	4	25.2m	9.5m (0)	9.2m (0)	2:34.33	28.66s	28.79s
3 SECRET REACTION	5	26.6m	4.5m (0)	4.6m (0)	2:34.43	28.70s	29.21s
4 COHLIN	6	28.5m	20.2m (0)	18.9m (0)	2:34.57	28.58s	28.35s
6 VALHALLA MISS	7	32.7m	10.9m (1)	10.9m (1)	2:34.87	28.68s	29.21s
7 NEWMAN	8	38.9m	15.4m (1)	15.4m (1)	2:35.32	28.68s	29.34s
9 MISTER RIDGEWELL	9	55.8m	2.0m (1)	3.4m (1)	2:36.55	28.80s	31.41s

Finish Position and metres gained from 800m





PJ Harness Analyser

1-week free trial is here to stay

www.facebook.com/PJHarnessRacing



RISE Digital, Harness Racing Australia nor the provider accepts any responsibility for the completeness or accuracy of any of the information contained herein, and makes no representations about its suitability for any particular purpose. Users should make their own judgements about those matters and/or seek independent advice. You assume all risks associated with use of data provided on this page

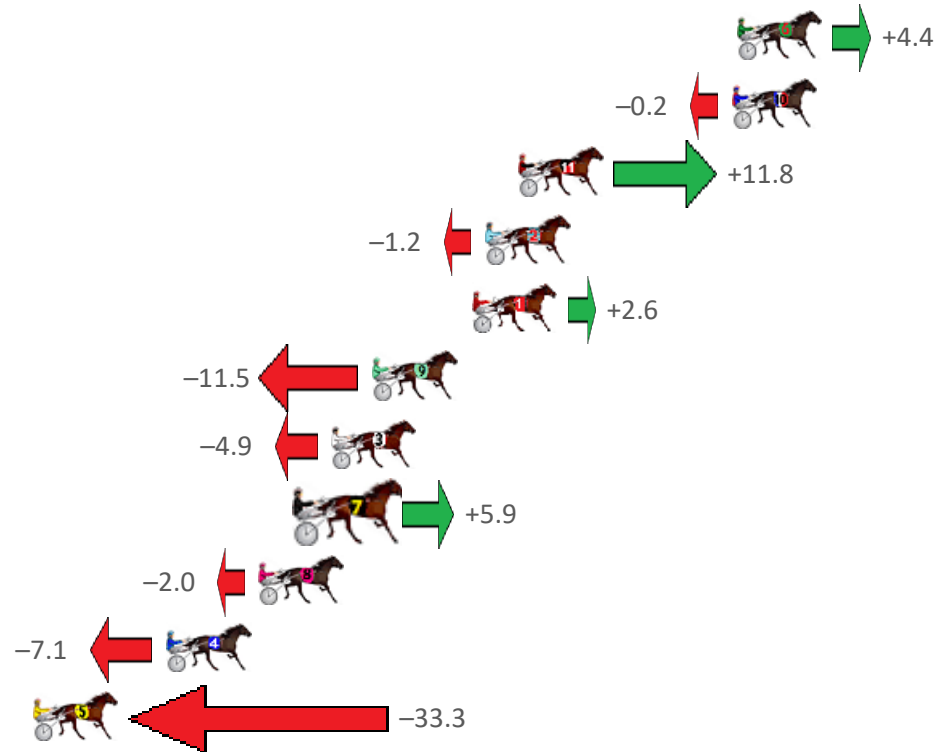
Bunbury Race 7 Distance 2100m

Wednesday, 19 April 2023

Gross Time: 2:34.40 MileRate: 1:58.30 LeadTime: 36.20s First Qtr: 31.10s Second Qtr: 30.50s Third Qtr: 29.40s Fourth Qtr: 27.20s

NoHorse	Plc	Mar	800 Posi	400 Posi	Time	3rd Qtr	4th Qtr
6 IDEAL TOMADO	1	0.0m	4.4m (0)	4.6m (0)	2:34.40	29.40s	26.88s
10 CARABAO	2	0.2m	0.0m (0)	0.0m (0)	2:34.41	29.40s	27.21s
11 SOVRANA	3	8.7m	20.5m (1)	11.4m (1)	2:35.02	28.70s	27.02s
2 WHOS THE DAD	4	10.0m	8.8m (0)	6.8m (1)	2:35.12	29.24s	27.44s
1 ICANBOLT	5	10.5m	13.1m (0)	9.1m (0)	2:35.15	29.08s	27.31s
9 DONTBESILLYCHILLI	6	14.5m	3.0m (1)	2.6m (1)	2:35.44	29.36s	28.06s
3 TORPEDO ROCK	7	16.1m	11.2m (1)	2.3m (2)	2:35.55	28.74s	28.19s
7 BEYOND BLING	8	17.1m	23.0m (0)	18.8m (0)	2:35.62	29.04s	27.10s
8 CHEER THE MAJOR	9	19.0m	17.0m (0)	17.1m (2)	2:35.76	29.36s	27.36s
4 KOLISI	10	22.7m	15.6m (1)	13.1m (2)	2:36.03	29.18s	27.91s
5 HENRIK LARSSON	11	40.2m	6.9m (1)	8.5m (2)	2:37.28	29.50s	29.48s

Finish Position and metres gained from 800m





PJ Harness Analyser

1-week free trial is here to stay

www.facebook.com/PJHarnessRacing



RISE Digital, Harness Racing Australia nor the provider accepts any responsibility for the completeness or accuracy of any of the information contained herein, and makes no representations about its suitability for any particular purpose. Users should make their own judgements about those matters and/or seek independent advice. You assume all risks associated with use of data provided on this page

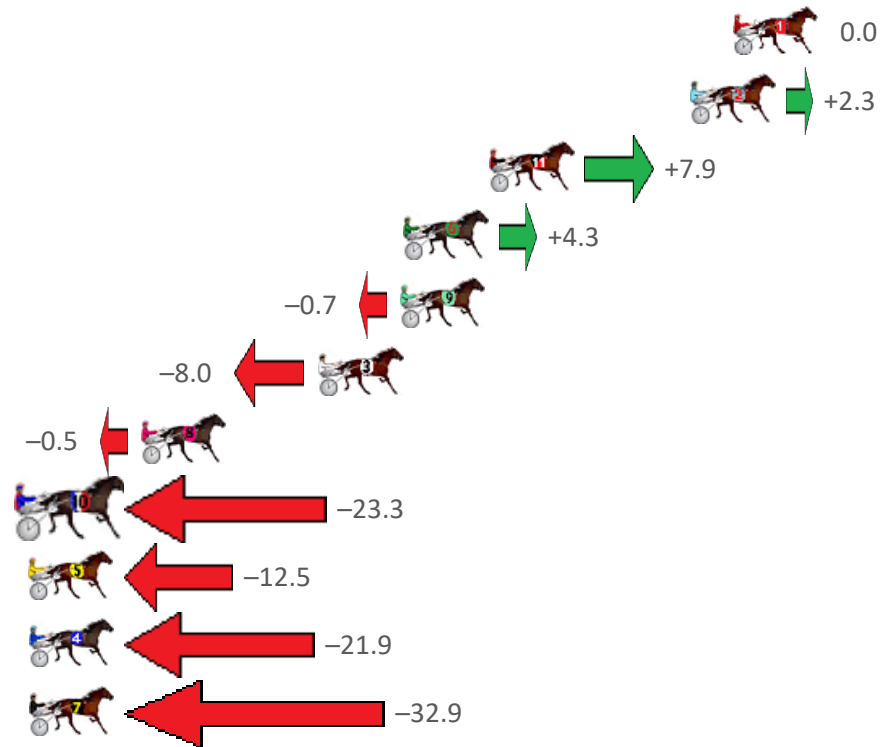
Bunbury Race 8 Distance 2503m

Wednesday, 19 April 2023

Gross Time: 3:11.00 MileRate: 2:02.80 LeadTime: 73.30s First Qtr: 30.40s Second Qtr: 29.40s Third Qtr: 28.30s Fourth Qtr: 29.60s

NoHorse	Plc	Mar	800 Posi	400 Posi	Time	3rd Qtr	4th Qtr
1 EXTRAORDINARY MA	1	0.0m	0.0m (0)	0.0m (0)	3:11.00	28.30s	29.60s
2 CHRYSOPRASE	2	1.7m	4.0m (0)	4.5m (0)	3:11.13	28.34s	29.41s
11 GOLD HORSESHOE	3	9.7m	17.6m (2)	10.6m (3)	3:11.75	27.82s	29.59s
6 GOODONYA MATE	4	13.1m	17.4m (1)	11.7m (1)	3:12.02	27.92s	29.78s
9 SOHO DOW JONES	5	13.2m	12.5m (2)	8.3m (2)	3:12.02	28.02s	30.02s
3 I SEE FIRE	6	16.5m	8.5m (0)	13.3m (0)	3:12.28	28.66s	29.92s
8 JILL MACH	7	23.5m	23.0m (1)	17.2m (3)	3:12.82	27.92s	30.18s
10 COOPER	8	31.8m	8.5m (2)	7.2m (1)	3:13.47	28.22s	31.55s
5 THE BATMOBILE	9	33.0m	20.5m (0)	18.4m (2)	3:13.56	28.18s	30.84s
4 HOMECOMING QUE	10	35.0m	13.1m (0)	18.4m (0)	3:13.72	28.70s	31.00s
7 HES ROYAL BLUE	11	38.9m	6.0m (1)	18.9m (1)	3:14.02	29.24s	31.26s

Finish Position and metres gained from 800m



PJ Harness Analyser

1-week free trial is here to stay

www.facebook.com/PJHarnessRacing

RISE Digital, Harness Racing Australia nor the provider accepts any responsibility for the completeness or accuracy of any of the information contained herein, and makes no representations about its suitability for any particular purpose. Users should make their own judgements about those matters and/or seek independent advice. You assume all risks associated with use of data provided on this page