

Bunbury Race 1 Distance 2100m

Wednesday, 3 May 2023

Gross Time: 2:35.00 MileRate: 1:58.70 LeadTime: 36.00s First Qtr: 31.60s Second Qtr: 29.70s Third Qtr: 29.40s Fourth Qtr: 28.30s

NoHorse	Plc	Mar	800 Posi	400 Posi	Time	3rd Qtr	4th Qtr
5 REDDY TO FLY	1	0.0m	0.0m (0)	0.0m (0)	2:35.00	29.40s	28.30s
2 I SEE FIRE	2	4.1m	4.4m (0)	4.5m (0)	2:35.30	29.40s	28.28s
4 FLASH MOB	3	18.3m	14.2m (0)	15.6m (0)	2:36.36	29.48s	28.54s
3 ELEPHANT ROCK	4	18.7m	9.9m (0)	10.0m (0)	2:36.39	29.40s	28.97s
7 ITZ FLASH HARRIET	5	21.6m	12.9m (1)	5.6m (1)	2:36.61	28.86s	29.51s
6 THE RUNNING CAME	6	26.0m	18.1m (0)	16.2m (2)	2:36.93	29.24s	29.07s
1 MATA OLE LE AFA	7	88.8m	16.7m (1)	12.8m (1)	2:41.60	29.10s	33.98s

Finish Position and metres gained from 800m





PJ Harness Analyser

1-week free trial is here to stay

www.facebook.com/PJHarnessRacing




Bunbury Race 2 Distance 2100m

Wednesday, 3 May 2023

Gross Time: 2:33.90 MileRate: 1:57.90 LeadTime: 37.70s First Qtr: 30.30s Second Qtr: 30.10s Third Qtr: 28.10s Fourth Qtr: 27.70s

NoHorse	Plc	Mar	800 Posi	400 Posi	Time	3rd Qtr	4th Qtr
1 FRANCO MECCA	1	0.0m	0.0m (0)	0.0m (0)	2:33.90	28.10s	27.70s
7 LORD TITANIUM	2	6.5m	4.9m (1)	3.5m (1)	2:34.37	28.00s	27.93s
5 TIZA WISH	3	30.1m	5.7m (0)	8.7m (0)	2:36.09	28.30s	29.29s
2 HEART OF SAHARA	4	31.3m	9.7m (0)	13.9m (0)	2:36.18	28.38s	29.02s
6 OH NO NO YEO	5	34.4m	9.5m (1)	9.2m (1)	2:36.41	28.08s	29.57s
3 MISTER KOPA	6	37.0m	14.3m (0)	13.9m (1)	2:36.60	28.06s	29.44s
4 ANOTHER RUSTY	7	215.5m	128.0m (0)	142.7m (0)	2:49.60	29.06s	33.50s

Finish Position and metres gained from 800m



PJ Harness Analyser

1-week free trial is here to stay

www.facebook.com/PJHarnessRacing



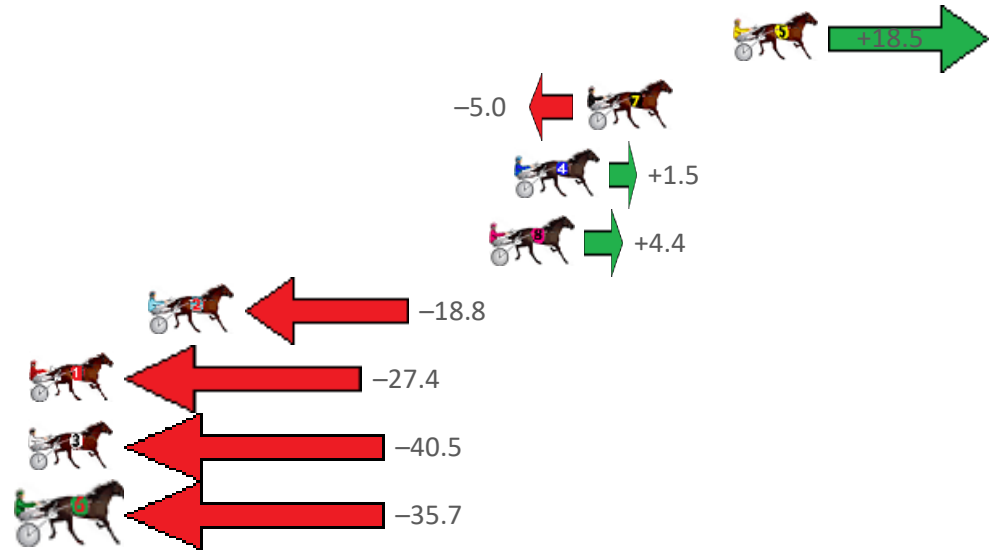
Bunbury Race 3 Distance 2100m

Wednesday, 3 May 2023

Gross Time: 2:33.70 MileRate: 1:57.80 LeadTime: 34.80s First Qtr: 29.60s Second Qtr: 30.00s Third Qtr: 29.20s Fourth Qtr: 30.10s

NoHorse	Plc	Mar	800 Posi	400 Posi	Time	3rd Qtr	4th Qtr
5 CLASSY COLBY	1	0.0m	18.5m (1)	12.5m (2)	2:33.70	28.78s	29.18s
7 IDEALINGOLD	2	5.8m	0.8m (1)	0.0m (0)	2:34.16	29.14s	30.56s
4 CHEESE AND BICCYS	3	8.7m	10.2m (1)	7.1m (1)	2:34.39	28.98s	30.27s
8 BATTLESCARD	4	9.7m	14.1m (1)	12.5m (3)	2:34.46	29.10s	29.94s
2 HAPPY DAYZ	5	23.2m	4.4m (0)	13.6m (0)	2:35.53	29.88s	30.93s
1 CAPTAIN DANDI	6	36.2m	8.8m (0)	19.5m (0)	2:36.55	30.00s	31.51s
3 HEAVENLY WAGE	7	40.5m	0.0m (0)	9.2m (0)	2:36.89	29.88s	32.61s
6 HOMECOMING QUE	8	41.5m	5.8m (1)	15.7m (1)	2:36.97	29.94s	32.21s

Finish Position and metres gained from 800m



PJ Harness Analyser

1-week free trial is here to stay

www.facebook.com/PJHarnessRacing

RISE Digital, Harness Racing Australia nor the provider accepts any responsibility for the completeness or accuracy of any of the information contained herein, and makes no representations about its suitability for any particular purpose. Users should make their own judgements about those matters and/or seek independent advice. You assume all risks associated with use of data provided on this page

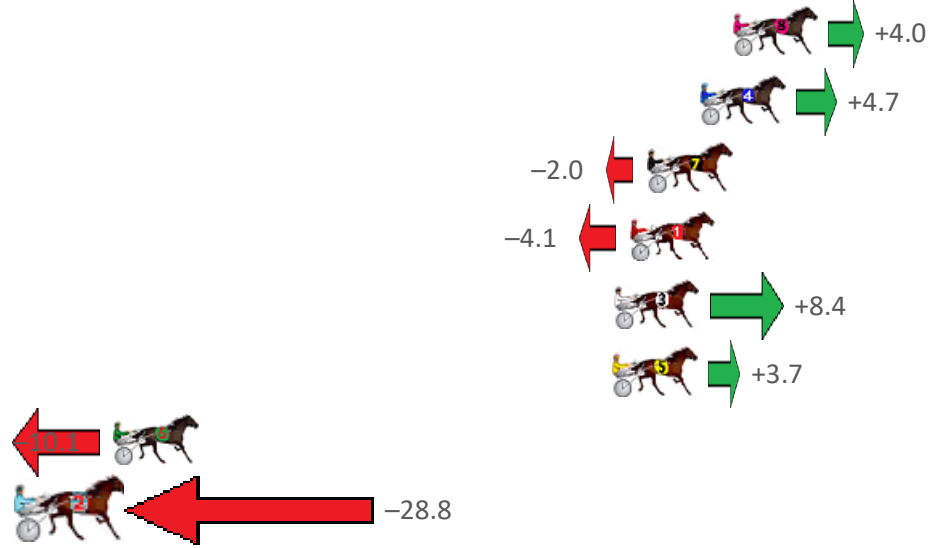
Bunbury Race 4 Distance 2100m

Wednesday, 3 May 2023

Gross Time: 2:34.10 MileRate: 1:58.10 LeadTime: 36.70s First Qtr: 30.60s Second Qtr: 30.00s Third Qtr: 28.30s Fourth Qtr: 28.50s

NoHorse	Plc	Mar	800 Posi	400 Posi	Time	3rd Qtr	4th Qtr
8 CHRYSOPRASE	1	0.0m	4.0m (0)	5.1m (0)	2:34.10	28.38s	28.14s
4 FLAMETREE	2	1.3m	6.0m (1)	4.5m (1)	2:34.20	28.20s	28.28s
7 MALAKIE	3	3.4m	1.4m (1)	0.0m (1)	2:34.35	28.20s	28.75s
1 DISCO DYNAMO	4	4.1m	0.0m (0)	1.1m (0)	2:34.41	28.38s	28.73s
3 GOODONYA MATE	5	4.7m	13.1m (0)	14.3m (0)	2:34.45	28.39s	27.84s
5 CAPTAINS COTE	6	4.8m	8.5m (0)	9.8m (0)	2:34.46	28.39s	28.17s
6 NOWUSEEMERUNIN	7	24.6m	14.5m (1)	15.4m (1)	2:35.94	28.37s	29.25s
2 ROCKIN JETSTAR	8	39.3m	10.5m (1)	11.5m (1)	2:37.04	28.37s	30.63s

Finish Position and metres gained from 800m



PJ Harness Analyser

1-week free trial is here to stay

www.facebook.com/PJHarnessRacing



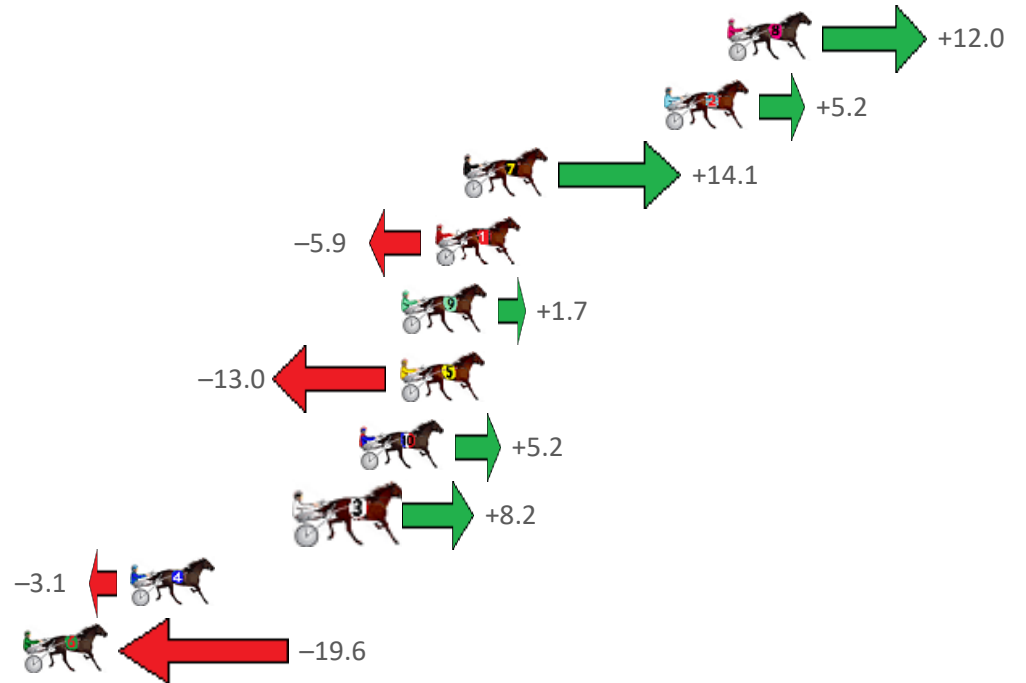
Bunbury Race 5 Distance 1140m

Wednesday, 3 May 2023

Gross Time: 1:19.00 MileRate: 1:51.50 LeadTime: 22.90s First Qtr: 0.00s Second Qtr: 0.00s Third Qtr: 28.10s Fourth Qtr: 28.00s

NoHorse	Plc	Mar	800 Posi	400 Posi	Time	3rd Qtr	4th Qtr
8 WHOS THE DAD	1	0.0m	12.0m (0)	6.9m (1)	1:19.00	27.74s	27.52s
2 DONTBESILLYCHILLI	2	2.5m	7.7m (1)	1.2m (1)	1:19.18	27.64s	28.10s
7 MAGIC EYE MICK	3	10.5m	24.6m (0)	10.9m (0)	1:19.77	27.14s	28.01s
1 HES ROYAL BLUE	4	11.6m	5.7m (0)	5.2m (0)	1:19.85	28.06s	28.49s
9 LONGREACH BAY	5	12.9m	14.6m (1)	10.9m (1)	1:19.95	27.84s	28.19s
5 ALL AUSSIE MACH	6	13.0m	0.0m (0)	0.0m (0)	1:19.96	28.10s	28.96s
10 BETTORS DESTROYA	7	14.6m	19.8m (1)	13.8m (3)	1:20.07	27.68s	28.11s
3 BEYOND BLING	8	16.7m	24.9m (1)	16.2m (1)	1:20.23	27.49s	28.10s
4 DESIDERIO	9	23.7m	20.6m (2)	22.5m (0)	1:20.74	28.23s	28.17s
6 STIRUP IRON JACK	10	31.1m	11.5m (2)	11.5m (2)	1:21.29	28.10s	29.49s

Finish Position and metres gained from 800m





PJ Harness Analyser

1-week free trial is here to stay

www.facebook.com/PJHarnessRacing



RISE Digital, Harness Racing Australia nor the provider accepts any responsibility for the completeness or accuracy of any of the information contained herein, and makes no representations about its suitability for any particular purpose. Users should make their own judgements about those matters and/or seek independent advice. You assume all risks associated with use of data provided on this page

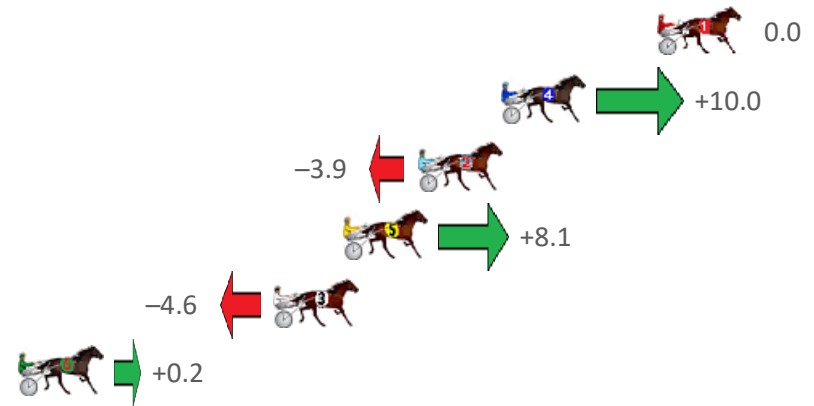
Bunbury Race 6 Distance 2100m

Wednesday, 3 May 2023

Gross Time: 2:36.00 MileRate: 1:59.50 LeadTime: 38.10s First Qtr: 31.50s Second Qtr: 30.40s Third Qtr: 28.90s Fourth Qtr: 27.10s

NoHorse	Plc	Mar	800 Posi	400 Posi	Time	3rd Qtr	4th Qtr
1 ROLLING FIRE	1	0.0m	0.0m (0)	0.0m (0)	2:36.00	28.90s	27.10s
4 BRULEE	2	6.2m	16.2m (0)	4.0m (1)	2:36.44	28.02s	27.26s
2 TA IN ADVANCE	3	9.5m	5.6m (0)	5.2m (0)	2:36.68	28.86s	27.42s
5 PETER ROMEO	4	12.5m	20.6m (0)	10.5m (0)	2:36.89	28.15s	27.26s
3 EL MANZANA	5	15.2m	10.6m (0)	9.3m (1)	2:37.08	28.79s	27.53s
6 ENDOFTHEROAD	6	25.4m	25.6m (0)	16.8m (0)	2:37.81	28.23s	27.74s

Finish Position and metres gained from 800m





PJ Harness Analyser

1-week free trial is here to stay

www.facebook.com/PJHarnessRacing



RISE Digital, Harness Racing Australia nor the provider accepts any responsibility for the completeness or accuracy of any of the information contained herein, and makes no representations about its suitability for any particular purpose. Users should make their own judgements about those matters and/or seek independent advice. You assume all risks associated with use of data provided on this page