

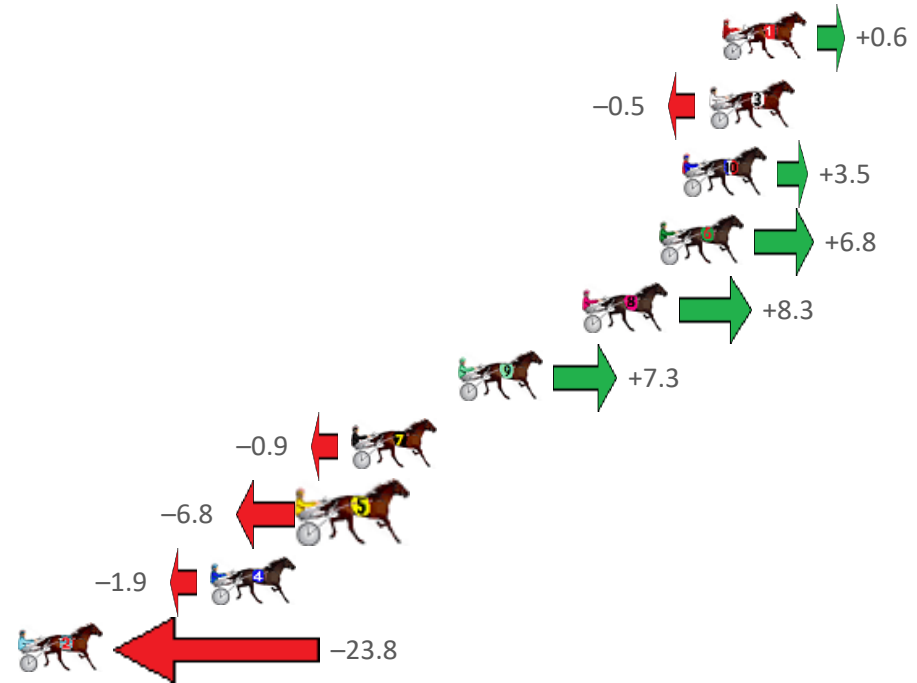
Gloucester Park Race 1 Distance 2130m

Friday, 9 June 2023

Gross Time: 2:37.40 MileRate: 1:58.90 LeadTime: 37.80s First Qtr: 31.50s Second Qtr: 30.20s Third Qtr: 28.50s Fourth Qtr: 29.40s

NoHorse	Plc	Mar	800 Posi	400 Posi	Time	3rd Qtr	4th Qtr
1 MY PRAYER	1	0.0m	0.6m (0)	0.0m (0)	2:37.40	28.46s	29.40s
3 MEDIEVAL MAN	2	0.5m	0.0m (1)	2.5m (1)	2:37.44	28.68s	29.26s
10 BALTIC ACE	3	1.6m	5.1m (0)	4.2m (0)	2:37.52	28.44s	29.22s
6 TUAS DELIGHT	4	2.5m	9.3m (0)	8.6m (0)	2:37.59	28.46s	28.97s
8 STREET APPEAL	5	5.5m	13.8m (0)	12.5m (0)	2:37.82	28.42s	28.92s
9 DISCO UNDER FIRE	6	10.5m	17.8m (1)	15.0m (1)	2:38.21	28.32s	29.13s
7 GEE SMITH	7	14.7m	13.8m (1)	10.3m (2)	2:38.53	28.26s	29.79s
5 LIBBA RACY	8	16.4m	9.6m (1)	11.2m (1)	2:38.66	28.62s	29.86s
4 THE KRAKEN	9	20.3m	18.4m (0)	16.4m (0)	2:38.96	28.38s	29.78s
2 EXPERIA	10	28.0m	4.2m (1)	6.7m (1)	2:39.56	28.68s	31.08s

Finish Position and metres gained from 800m



PJ Harness Analyser
Sectional Analysis Software - Not just a formguide!

www.facebook.com/PJHarnessRacing



RISE Digital, Harness Racing Australia nor the provider accepts any responsibility for the completeness or accuracy of any of the information contained herein, and makes no representations about its suitability for any particular purpose. Users should make their own judgements about those matters and/or seek independent advice. You assume all risks associated with use of data provided on this page


Gloucester Park Race 2 Distance 2130m

Friday, 9 June 2023

Gross Time: 2:36.20 MileRate: 1:58.00 LeadTime: 37.00s First Qtr: 31.60s Second Qtr: 29.90s Third Qtr: 28.70s Fourth Qtr: 29.00s

NoHorse	Plc	Mar	800 Posi	400 Posi	Time	3rd Qtr	4th Qtr
10 ACHARNE GIRL	1	0.0m	9.0m (0)	9.5m (1)	2:36.20	28.74s	28.32s
6 SPECIAL LADY	2	1.1m	1.1m (0)	0.0m (0)	2:36.28	28.62s	29.08s
9 CHERISHTHEMEMOR	3	3.8m	0.0m (1)	0.0m (1)	2:36.49	28.70s	29.29s
1 MISS SERENADE	4	5.4m	5.1m (0)	4.8m (0)	2:36.61	28.68s	29.07s
5 ALTA QUEEN	5	8.9m	13.7m (0)	12.6m (0)	2:36.88	28.62s	28.78s
12 LET IT LINGA	6	11.2m	3.9m (1)	4.8m (1)	2:37.05	28.76s	29.51s
7 SHEZA BROMAC	7	13.3m	12.1m (1)	13.4m (1)	2:37.21	28.80s	29.05s
8 DONTBESILLYCHILLI	8	15.9m	16.0m (1)	16.0m (2)	2:37.41	28.70s	29.07s
4 JUST FOR LOVE	9	61.0m	7.9m (1)	11.5m (2)	2:40.84	28.96s	32.82s

Finish Position and metres gained from 800m



PJ Harness Analyser
Sectional Analysis Software - Not just a formguide!

www.facebook.com/PJHarnessRacing



RISE Digital, Harness Racing Australia nor the provider accepts any responsibility for the completeness or accuracy of any of the information contained herein, and makes no representations about its suitability for any particular purpose. Users should make their own judgements about those matters and/or seek independent advice. You assume all risks associated with use of data provided on this page

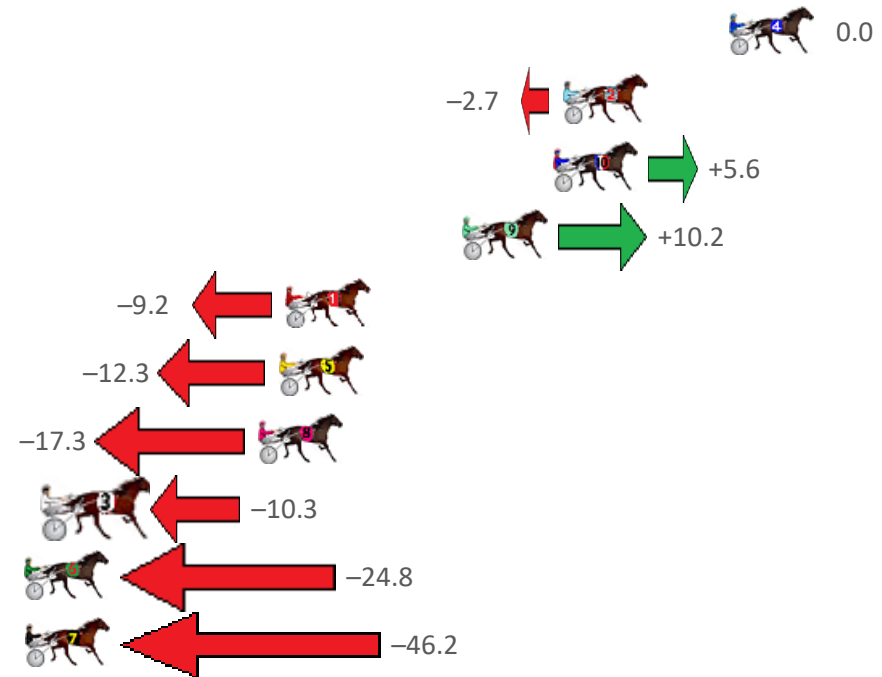
Gloucester Park Race 3 Distance 2130m

Friday, 9 June 2023

Gross Time: 2:33.50 MileRate: 1:56.00 LeadTime: 37.00s First Qtr: 30.30s Second Qtr: 29.40s Third Qtr: 28.70s Fourth Qtr: 28.10s

NoHorse	Plc	Mar	800 Posi	400 Posi	Time	3rd Qtr	4th Qtr
4 ELDAYTONA	1	0.0m	0.0m (0)	0.0m (0)	2:33.50	28.70s	28.10s
2 ONESMARTFELLA	2	6.6m	3.9m (0)	4.3m (0)	2:33.99	28.72s	28.29s
10 ALTA RHETT	3	7.0m	12.6m (0)	13.6m (0)	2:34.02	28.76s	27.66s
9 MOONLITE DRIVE	4	10.6m	20.8m (0)	17.9m (0)	2:34.28	28.48s	27.62s
1 AMERICAN BULLITT	5	17.6m	8.4m (0)	9.6m (0)	2:34.80	28.78s	28.72s
5 WATTS UP SUNSHIN	6	17.9m	5.6m (1)	8.3m (1)	2:34.82	28.88s	28.84s
8 CLASSIC CHOICE	7	18.7m	1.4m (1)	4.0m (1)	2:34.88	28.88s	29.20s
3 NAME IN LIGHTS	8	26.8m	16.5m (0)	14.5m (1)	2:35.48	28.54s	29.06s
6 TRICKY MIKI	9	39.4m	14.6m (1)	14.3m (3)	2:36.41	28.67s	30.00s
7 BETTORSTARTDREA	10	56.9m	10.7m (1)	14.5m (2)	2:37.70	28.96s	31.28s

Finish Position and metres gained from 800m



PJ Harness Analyser
Sectional Analysis Software - Not just a formguide!

www.facebook.com/PJHarnessRacing



RISE Digital, Harness Racing Australia nor the provider accepts any responsibility for the completeness or accuracy of any of the information contained herein, and makes no representations about its suitability for any particular purpose. Users should make their own judgements about those matters and/or seek independent advice. You assume all risks associated with use of data provided on this page

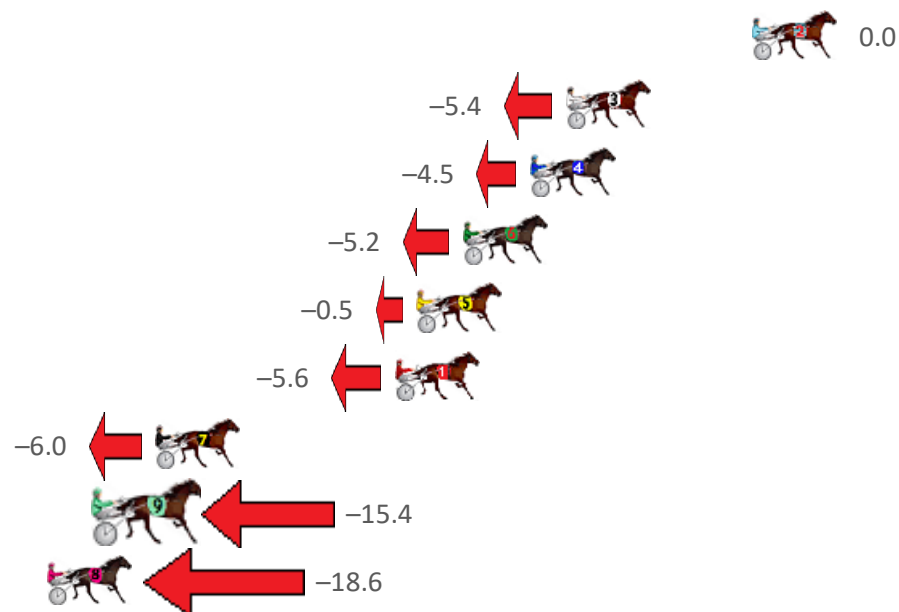
Gloucester Park Race 4 Distance 2130m

Friday, 9 June 2023

Gross Time: 2:33.30 MileRate: 1:55.90 LeadTime: 36.90s First Qtr: 31.00s Second Qtr: 30.00s Third Qtr: 28.20s Fourth Qtr: 27.20s

NoHorse	Plc	Mar	800 Posi	400 Posi	Time	3rd Qtr	4th Qtr
2 FINVARRA	1	0.0m	0.0m (0)	0.0m (0)	2:33.30	28.20s	27.20s
3 HIMSELF	2	7.4m	2.0m (1)	2.7m (1)	2:33.83	28.24s	27.55s
4 THE MUSTANG	3	8.8m	4.3m (0)	4.1m (0)	2:33.93	28.18s	27.55s
6 PRINCE OF PLEASUR	4	11.5m	6.3m (1)	6.7m (1)	2:34.12	28.22s	27.56s
5 JAMES BUTT	5	13.3m	12.8m (0)	12.6m (0)	2:34.25	28.17s	27.28s
1 BEAT CITY	6	14.2m	8.6m (0)	8.7m (0)	2:34.32	28.20s	27.62s
7 MIDDLEPAGE	7	23.7m	17.7m (0)	19.5m (0)	2:35.00	28.30s	27.56s
9 MASTER PUBLISHER	8	25.7m	10.3m (1)	11.4m (1)	2:35.14	28.26s	28.26s
8 JASPERVELLABEACH	9	40.6m	22.0m (0)	26.4m (0)	2:36.21	28.48s	28.29s

Finish Position and metres gained from 800m







Harness Analyser

Sectional Analysis Software - Not just a formguide!

www.facebook.com/PJHarnessRacing



RISE Digital, Harness Racing Australia nor the provider accepts any responsibility for the completeness or accuracy of any of the information contained herein, and makes no representations about its suitability for any particular purpose. Users should make their own judgements about those matters and/or seek independent advice. You assume all risks associated with use of data provided on this page

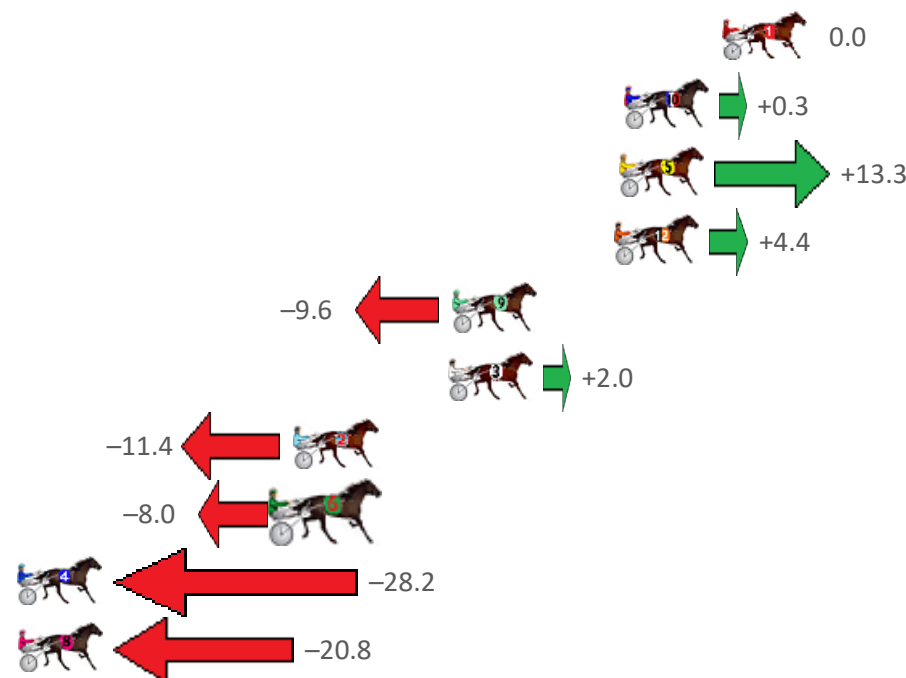
Gloucester Park Race 5 Distance 2130m

Friday, 9 June 2023

Gross Time: 2:35.30 MileRate: 1:57.40 LeadTime: 37.50s First Qtr: 30.80s Second Qtr: 29.60s Third Qtr: 28.70s Fourth Qtr: 28.70s

NoHorse	Plc	Mar	800 Posi	400 Posi	Time	3rd Qtr	4th Qtr
1 SOHO DOW JONES	1	0.0m	0.0m (0)	0.0m (0)	2:35.30	28.70s	28.70s
10 CHEER THE MAJOR	2	3.9m	4.2m (0)	4.5m (0)	2:35.59	28.72s	28.67s
5 GOODFELLAZ	3	4.1m	17.4m (0)	15.2m (2)	2:35.61	28.54s	27.92s
12 ROCK ON TOP	4	4.3m	8.7m (0)	8.4m (0)	2:35.62	28.68s	28.42s
9 ARMED REACTOR	5	10.7m	1.1m (1)	2.6m (1)	2:36.11	28.80s	29.32s
3 BEYOND BLING	6	10.9m	12.9m (0)	12.3m (0)	2:36.12	28.66s	28.64s
2 ILLAWONG MUSTAN	7	17.0m	5.6m (1)	7.3m (1)	2:36.58	28.82s	29.46s
6 DEEORSE	8	17.5m	9.5m (1)	11.3m (1)	2:36.62	28.82s	29.22s
4 IM SPIDERMAN	9	41.8m	13.6m (1)	15.5m (1)	2:38.45	28.83s	30.75s
8 GREGARMY	10	43.0m	22.2m (0)	27.8m (0)	2:38.54	29.10s	29.96s

Finish Position and metres gained from 800m





PJ Harness Analyser

Sectional Analysis Software - Not just a formguide!

www.facebook.com/PJHarnessRacing



RISE Digital, Harness Racing Australia nor the provider accepts any responsibility for the completeness or accuracy of any of the information contained herein, and makes no representations about its suitability for any particular purpose. Users should make their own judgements about those matters and/or seek independent advice. You assume all risks associated with use of data provided on this page

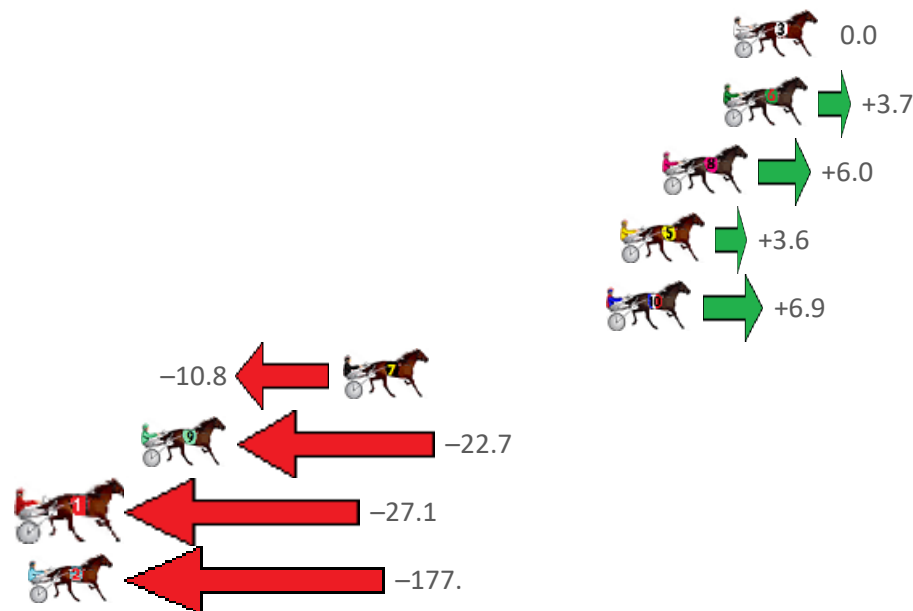
Gloucester Park Race 6 Distance 1730m

Friday, 9 June 2023

Gross Time: 2:06.40 MileRate: 1:57.60 LeadTime: 7.60s First Qtr: 29.90s Second Qtr: 29.70s Third Qtr: 29.40s Fourth Qtr: 29.80s

NoHorse	Plc	Mar	800 Posi	400 Posi	Time	3rd Qtr	4th Qtr
3 MISS HEPBURN	1	0.0m	0.0m (0)	0.0m (0)	2:06.40	29.40s	29.80s
6 PRINCESS KATIE	2	0.4m	4.1m (0)	4.1m (0)	2:06.43	29.40s	29.53s
8 IN A WINK	3	2.8m	8.8m (1)	8.8m (2)	2:06.62	29.40s	29.37s
5 NASE VIRA	4	4.5m	8.1m (0)	9.0m (1)	2:06.75	29.47s	29.49s
10 MISS SHAHJA	5	5.0m	11.9m (0)	11.2m (0)	2:06.79	29.35s	29.37s
7 MANEA	6	15.5m	4.7m (1)	5.2m (1)	2:07.61	29.44s	30.63s
9 BAZAAR PACKAGE	7	23.5m	0.8m (1)	1.1m (1)	2:08.23	29.42s	31.55s
1 GRAND COUTEAU	8	59.7m	32.6m (0)	39.1m (0)	2:11.06	29.90s	31.58s
2 LUNETTA	9	404.7m	226.9m (0)	268.8m (0)	2:38.00	32.60s	41.62s

Finish Position and metres gained from 800m







Harness Analyser

Sectional Analysis Software - Not just a formguide!

www.facebook.com/PJHarnessRacing



RISE Digital, Harness Racing Australia nor the provider accepts any responsibility for the completeness or accuracy of any of the information contained herein, and makes no representations about its suitability for any particular purpose. Users should make their own judgements about those matters and/or seek independent advice. You assume all risks associated with use of data provided on this page

Gloucester Park Race 7 Distance 1730m

Friday, 9 June 2023

Gross Time: 2:01.00 MileRate: 1:52.50 LeadTime: 8.10s First Qtr: 29.70s Second Qtr: 29.40s Third Qtr: 27.10s Fourth Qtr: 26.70s

NoHorse	Plc	Mar	800 Posi	400 Posi	Time	3rd Qtr	4th Qtr
5 MAGNIFICENT STOR	1	0.0m	0.0m (0)	0.0m (0)	2:01.00	27.10s	26.70s
1 IMA FIVESTAR GENE	2	15.5m	3.9m (0)	4.2m (0)	2:02.09	27.12s	27.51s
4 FASTER THAN DAD	3	33.3m	14.6m (0)	21.0m (1)	2:03.34	27.52s	27.64s
2 CORDERO	4	38.1m	10.1m (0)	22.4m (0)	2:03.68	27.92s	27.88s

Finish Position and metres gained from 800m



0.0

-11.6



-18.7



-28.0



PJ Harness Analyser
Sectional Analysis Software - Not just a formguide!

www.facebook.com/PJHarnessRacing



RISE Digital, Harness Racing Australia nor the provider accepts any responsibility for the completeness or accuracy of any of the information contained herein, and makes no representations about its suitability for any particular purpose. Users should make their own judgements about those matters and/or seek independent advice. You assume all risks associated with use of data provided on this page

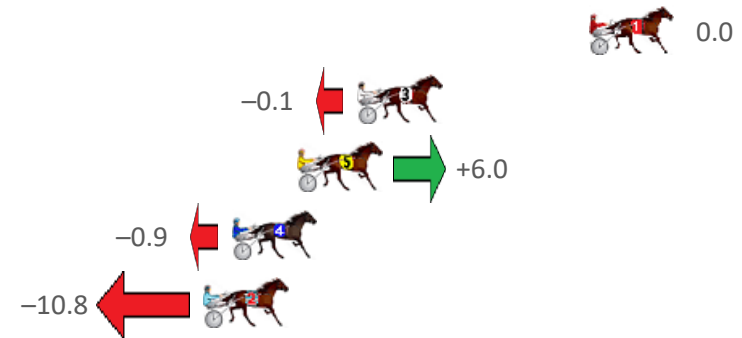
Gloucester Park Race 8 Distance 2130m

Friday, 9 June 2023

Gross Time: 2:35.30 MileRate: 1:57.40 LeadTime: 37.60s First Qtr: 31.00s Second Qtr: 30.10s Third Qtr: 28.40s Fourth Qtr: 28.20s

NoHorse	Plc	Mar	800 Posi	400 Posi	Time	3rd Qtr	4th Qtr
1 FESS UP	1	0.0m	0.0m (0)	0.0m (0)	2:35.30	28.40s	28.20s
3 STAR LAVRA	2	9.2m	9.1m (0)	4.6m (0)	2:35.98	28.08s	28.56s
5 HES NEVER BEEN BE	3	11.6m	17.6m (0)	9.4m (1)	2:36.16	27.82s	28.40s
4 HALE SAINT LOUIE	4	14.2m	13.3m (0)	10.0m (2)	2:36.35	28.16s	28.55s
2 STAPLETON	5	15.3m	4.5m (0)	8.3m (0)	2:36.43	28.66s	28.75s

Finish Position and metres gained from 800m







PJ Harness Analyser

Sectional Analysis Software – Not just a formguide!

www.facebook.com/PJHarnessRacing



RISE Digital, Harness Racing Australia nor the provider accepts any responsibility for the completeness or accuracy of any of the information contained herein, and makes no representations about its suitability for any particular purpose. Users should make their own judgements about those matters and/or seek independent advice. You assume all risks associated with use of data provided on this page

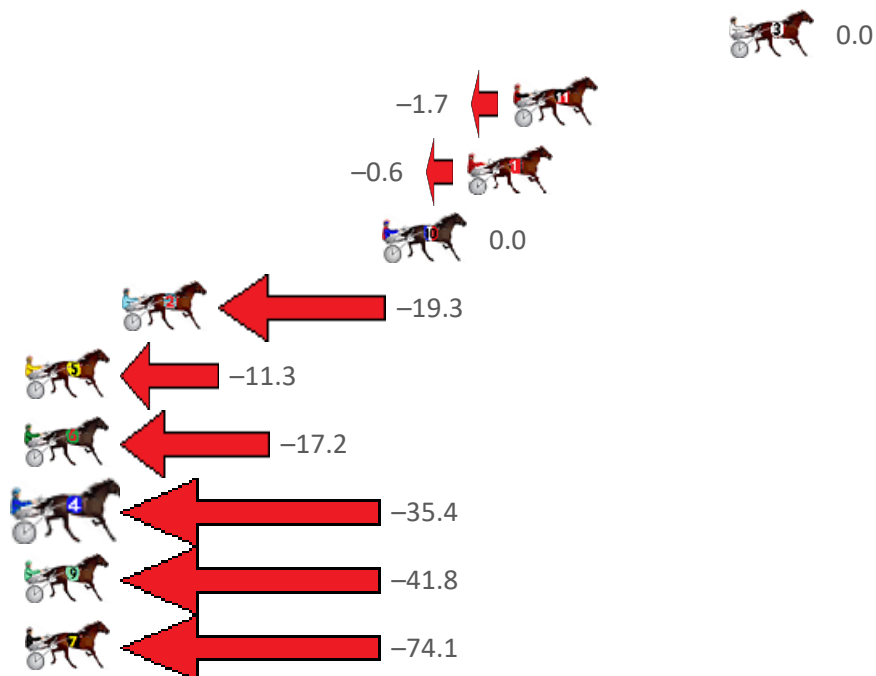
Gloucester Park Race 9 Distance 2130m

Friday, 9 June 2023

Gross Time: 2:39.90 MileRate: 2:00.80 LeadTime: 38.30s First Qtr: 31.00s Second Qtr: 30.40s Third Qtr: 31.00s Fourth Qtr: 29.20s

NoHorse	Plc	Mar	800 Posi	400 Posi	Time	3rd Qtr	4th Qtr
3 BROMWICH	1	0.0m	0.0m (0)	0.0m (0)	2:39.90	31.00s	29.20s
11 LUVAFLEIR	2	8.6m	6.9m (1)	7.1m (1)	2:40.56	31.01s	29.33s
1 OUR MAESTOSO	3	10.4m	9.8m (0)	10.2m (0)	2:40.70	31.02s	29.24s
10 POSSEIDON	4	13.8m	13.8m (0)	14.2m (0)	2:40.96	31.02s	29.20s
2 ABUNDANCE	5	24.1m	4.8m (0)	5.6m (0)	2:41.75	31.06s	30.63s
5 LIGHTNING CALDER	6	29.6m	18.3m (0)	19.0m (0)	2:42.17	31.04s	30.05s
6 DARK SECRET	7	38.4m	21.2m (1)	26.0m (1)	2:42.84	31.34s	30.20s
4 ONE OVER DA SON	8	47.1m	11.7m (1)	15.3m (1)	2:43.51	31.26s	31.67s
9 FLINGANDWINGIT	9	58.0m	16.2m (1)	21.7m (1)	2:44.34	31.40s	32.02s
7 MAJESTIC COURTNE	10	76.5m	2.4m (1)	11.0m (1)	2:45.76	31.64s	34.24s

Finish Position and metres gained from 800m



PJ Harness Analyser

Sectional Analysis Software - Not just a formguide!

www.facebook.com/PJHarnessRacing



RISE Digital, Harness Racing Australia nor the provider accepts any responsibility for the completeness or accuracy of any of the information contained herein, and makes no representations about its suitability for any particular purpose. Users should make their own judgements about those matters and/or seek independent advice. You assume all risks associated with use of data provided on this page

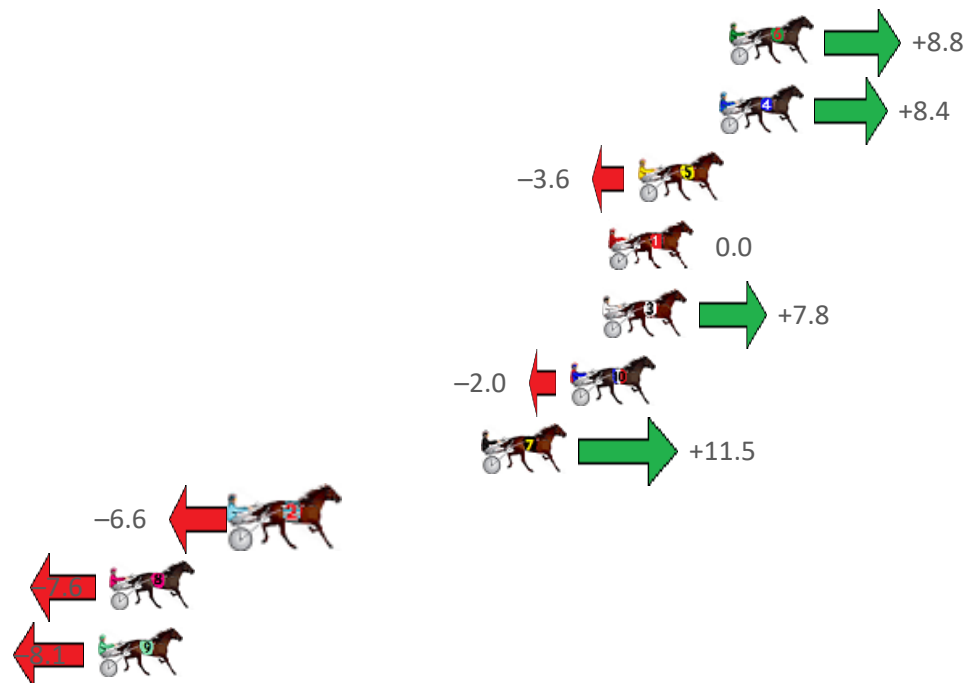
Gloucester Park Race 10 Distance 1730m

Friday, 9 June 2023

Gross Time: 2:06.30 MileRate: 1:57.50 LeadTime: 7.60s First Qtr: 29.10s Second Qtr: 30.50s Third Qtr: 30.30s Fourth Qtr: 28.80s

NoHorse	Plc	Mar	800 Posi	400 Posi	Time	3rd Qtr	4th Qtr
6 FLOEWITER	1	0.0m	8.8m (0)	7.1m (1)	2:06.30	30.16s	28.28s
4 CLOUD NINE	2	0.4m	8.8m (1)	3.1m (2)	2:06.33	29.86s	28.61s
5 VINTAGE BLU	3	3.6m	0.0m (0)	0.0m (0)	2:06.57	30.30s	29.07s
1 SPRING LINE	4	4.8m	4.8m (0)	3.8m (0)	2:06.66	30.22s	28.88s
3 RUN FOR MERCY	5	5.0m	12.8m (1)	8.5m (2)	2:06.68	29.96s	28.55s
10 MADDYS NINO	6	6.3m	4.3m (1)	1.4m (1)	2:06.78	30.08s	29.17s
7 HOTFOOT IT	7	9.8m	21.3m (0)	12.6m (1)	2:07.04	29.62s	28.62s
2 SUING YOU	8	19.4m	12.8m (0)	11.7m (0)	2:07.77	30.20s	29.41s
8 ROAD CLOSURE	9	24.6m	17.0m (0)	15.8m (0)	2:08.16	30.18s	29.50s
9 SAMEPLACE SAMETI	10	25.1m	17.0m (1)	14.2m (2)	2:08.20	30.06s	29.65s

Finish Position and metres gained from 800m



PJ Harness Analyser

Sectional Analysis Software - Not just a formguide!

www.facebook.com/PJHarnessRacing



RISE Digital, Harness Racing Australia nor the provider accepts any responsibility for the completeness or accuracy of any of the information contained herein, and makes no representations about its suitability for any particular purpose. Users should make their own judgements about those matters and/or seek independent advice. You assume all risks associated with use of data provided on this page