

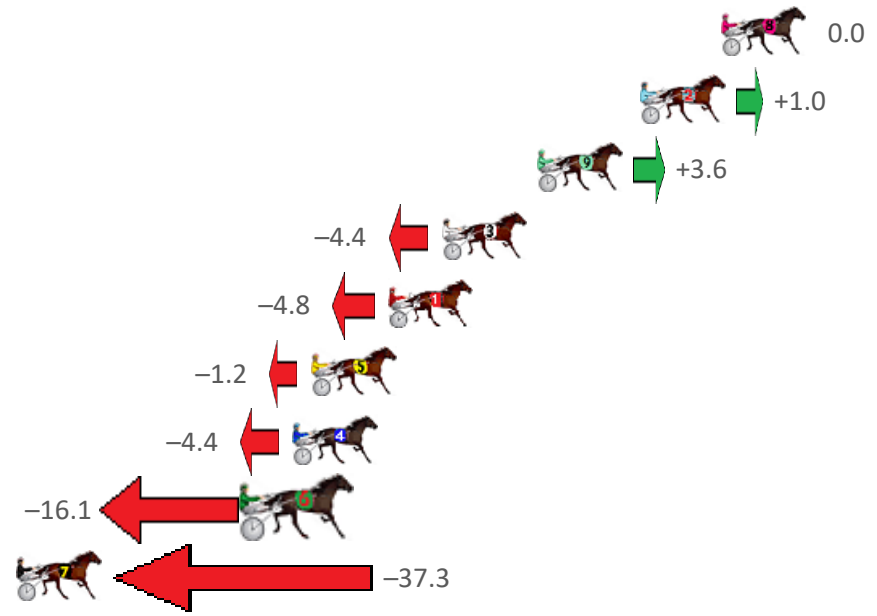
# Gloucester Park Race 1 Distance 2130m

Tuesday, 13 June 2023

Gross Time: 2:38.90 MileRate: 2:00.10 LeadTime: 38.30s First Qtr: 32.40s Second Qtr: 30.80s Third Qtr: 28.70s Fourth Qtr: 28.70s

NoHorse	Plc	Mar	800 Posi	400 Posi	Time	3rd Qtr	4th Qtr
8 OUR STAR BILLING	1	0.0m	0.0m (0)	0.0m (0)	2:38.90	28.70s	28.70s
2 TOO BEE WATCHING	2	3.2m	4.2m (0)	3.9m (0)	2:39.14	28.68s	28.66s
9 SPORT SPORT SPORT	3	7.3m	10.9m (1)	6.5m (2)	2:39.45	28.38s	28.79s
3 GODDESS OF REASO	4	11.1m	6.7m (1)	8.4m (1)	2:39.74	28.82s	28.93s
1 MIRACLE MARY	5	13.2m	8.4m (0)	10.9m (0)	2:39.89	28.88s	28.91s
5 GYPSY DRAGON	6	16.3m	15.1m (1)	2.3m (2)	2:40.13	27.78s	29.76s
4 LIBBA RACY	7	17.0m	12.6m (0)	15.4m (0)	2:40.18	28.90s	28.88s
6 SECRET REACTION	8	18.6m	2.5m (1)	4.0m (1)	2:40.30	28.80s	29.82s
7 MISS VUNG TAU	9	54.7m	17.4m (0)	24.4m (0)	2:43.02	29.20s	31.08s

Finish Position and metres gained from 800m





## PJ Harness Analyser

Sectional Analysis Software - Not just a formguide!

www.facebook.com/PJHarnessRacing



RISE Digital, Harness Racing Australia nor the provider accepts any responsibility for the completeness or accuracy of any of the information contained herein, and makes no representations about its suitability for any particular purpose. Users should make their own judgements about those matters and/or seek independent advice. You assume all risks associated with use of data provided on this page

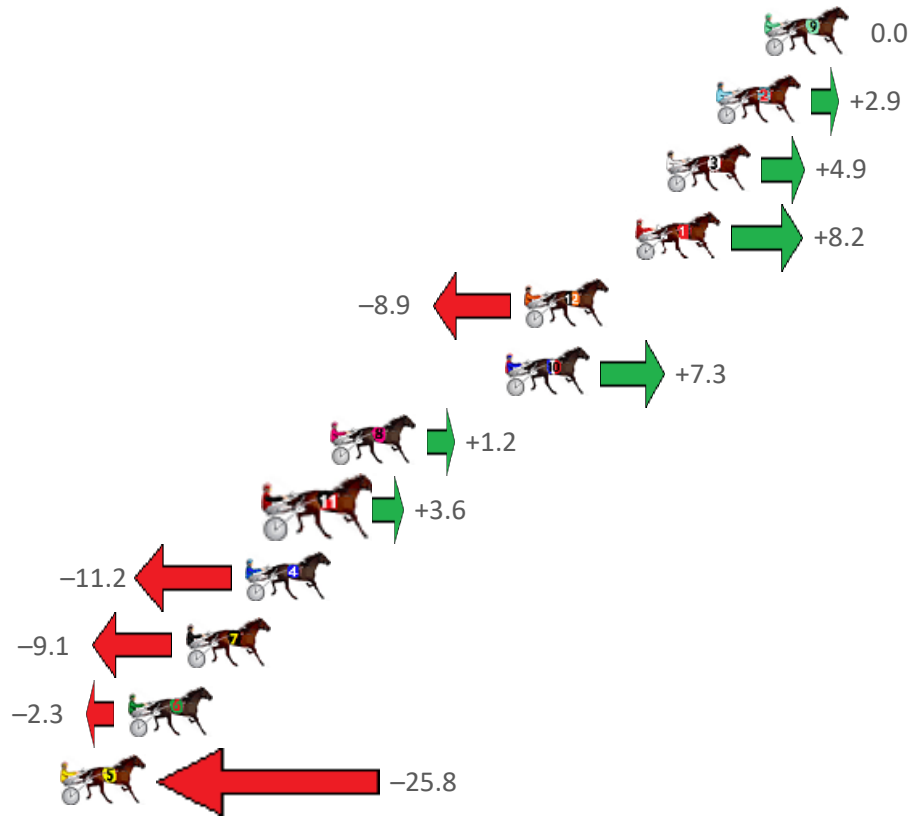
# Gloucester Park Race 2 Distance 2130m

Tuesday, 13 June 2023

Gross Time: 2:38.60 MileRate: 1:59.80 LeadTime: 38.80s First Qtr: 31.80s Second Qtr: 31.00s Third Qtr: 28.40s Fourth Qtr: 28.60s

NoHorse	Plc	Mar	800 Posi	400 Posi	Time	3rd Qtr	4th Qtr
9 CHAMPAGNE EVERY	1	0.0m	0.0m (0)	0.0m (0)	2:38.60	28.40s	28.60s
2 ICY WINDS	2	1.9m	4.8m (0)	3.7m (0)	2:38.74	28.32s	28.48s
3 ARTISTIC SCRIBE	3	3.9m	8.8m (0)	7.6m (0)	2:38.89	28.32s	28.35s
1 SISTER ACT	4	5.1m	13.3m (0)	11.3m (0)	2:38.98	28.26s	28.18s
12 ROCKIN THE TREND	5	9.5m	0.6m (1)	2.0m (1)	2:39.31	28.50s	29.17s
10 DAZZLING JEWEL	6	10.3m	17.6m (0)	15.3m (0)	2:39.37	28.24s	28.29s
8 ALLABOUTLEGS	7	17.2m	18.4m (1)	21.2m (1)	2:39.89	28.60s	28.39s
11 ELLIEGOZOOM	8	19.4m	23.0m (0)	25.4m (0)	2:40.06	28.58s	28.26s
4 OUR GLOWING STAR	9	20.6m	9.4m (1)	10.5m (1)	2:40.15	28.48s	29.41s
7 CYNTHIA MAE	10	23.0m	13.9m (1)	17.3m (1)	2:40.33	28.64s	29.11s
6 LIL DELIGHT	11	25.3m	23.0m (1)	25.2m (1)	2:40.50	28.56s	28.72s
5 HALF KIDDING	12	30.6m	4.8m (1)	6.2m (1)	2:40.90	28.50s	30.46s

Finish Position and metres gained from 800m



## PJ Harness Analyser

Sectional Analysis Software - Not just a formguide!

[www.facebook.com/PJHarnessRacing](http://www.facebook.com/PJHarnessRacing)

RISE Digital, Harness Racing Australia nor the provider accepts any responsibility for the completeness or accuracy of any of the information contained herein, and makes no representations about its suitability for any particular purpose. Users should make their own judgements about those matters and/or seek independent advice. You assume all risks associated with use of data provided on this page


# Gloucester Park Race 3 Distance 2130m

Tuesday, 13 June 2023

Gross Time: 2:42.10 MileRate: 2:02.50 LeadTime: 39.90s First Qtr: 32.80s Second Qtr: 31.20s Third Qtr: 29.00s Fourth Qtr: 29.20s

NoHorse	Plc	Mar	800 Posi	400 Posi	Time	3rd Qtr	4th Qtr
6 JOHNNY LOMBO	1	0.0m	11.1m (1)	2.3m (2)	2:42.10	28.36s	29.04s
5 CRACKA TINNY	2	1.8m	8.3m (0)	9.1m (0)	2:42.24	29.06s	28.68s
7 MY MASTER OF DISG	3	2.3m	15.5m (1)	6.4m (2)	2:42.28	28.34s	28.91s
4 DONT GOIN THEWAT	4	2.5m	2.2m (1)	1.7m (1)	2:42.29	28.96s	29.27s
8 RUSINOL	5	4.4m	12.5m (0)	13.6m (0)	2:42.44	29.08s	28.56s
2 KEEGAN BANNER	6	5.9m	0.0m (0)	0.0m (0)	2:42.55	29.00s	29.65s
1 ROCKINTHEBOX	7	8.7m	4.2m (0)	5.0m (0)	2:42.77	29.06s	29.51s
3 ALTA MONTEL	8	225.0m	6.9m (1)	7.2m (1)	2:59.33	29.02s	45.91s

## Finish Position and metres gained from 800m





## PJ Harness Analyser

*Sectional Analysis Software - Not just a formguide!*

[www.facebook.com/PJHarnessRacing](http://www.facebook.com/PJHarnessRacing)



RISE Digital, Harness Racing Australia nor the provider accepts any responsibility for the completeness or accuracy of any of the information contained herein, and makes no representations about its suitability for any particular purpose. Users should make their own judgements about those matters and/or seek independent advice. You assume all risks associated with use of data provided on this page


# Gloucester Park Race 4 Distance 2130m

Tuesday, 13 June 2023

Gross Time: 2:39.60 MileRate: 2:00.60 LeadTime: 39.20s First Qtr: 32.20s Second Qtr: 31.30s Third Qtr: 29.70s Fourth Qtr: 27.20s

NoHorse	Plc	Mar	800 Posi	400 Posi	Time	3rd Qtr	4th Qtr
4 JUGGERNAUT	1	0.0m	0.6m (0)	0.0m (0)	2:39.60	29.66s	27.20s
8 VELOCIPEDE	2	2.3m	0.0m (1)	1.5m (1)	2:39.76	29.80s	27.26s
9 CROWD CONTROL	3	2.5m	4.1m (1)	5.4m (1)	2:39.78	29.78s	27.00s
10 FRANCO MECCA	4	5.3m	4.9m (0)	4.5m (0)	2:39.98	29.66s	27.26s
3 TRUE ARISTOCRAT	5	11.0m	9.5m (0)	10.2m (0)	2:40.39	29.72s	27.27s
7 MISTER LINTON	6	14.3m	12.7m (1)	14.5m (1)	2:40.62	29.78s	27.20s
6 IDEALICIOUS	7	16.6m	8.7m (1)	9.9m (1)	2:40.79	29.76s	27.69s
1 ADVANTAGE	8	19.1m	17.9m (0)	20.1m (0)	2:40.97	29.80s	27.15s
2 ELWADDELL	9	20.1m	13.8m (0)	16.1m (0)	2:41.04	29.82s	27.50s
5 ROAD STAR	10	20.9m	16.5m (1)	18.4m (1)	2:41.10	29.78s	27.39s

Finish Position and metres gained from 800m





## PJ Harness Analyser

Sectional Analysis Software - Not just a formguide!

[www.facebook.com/PJHarnessRacing](http://www.facebook.com/PJHarnessRacing)



RISE Digital, Harness Racing Australia nor the provider accepts any responsibility for the completeness or accuracy of any of the information contained herein, and makes no representations about its suitability for any particular purpose. Users should make their own judgements about those matters and/or seek independent advice. You assume all risks associated with use of data provided on this page

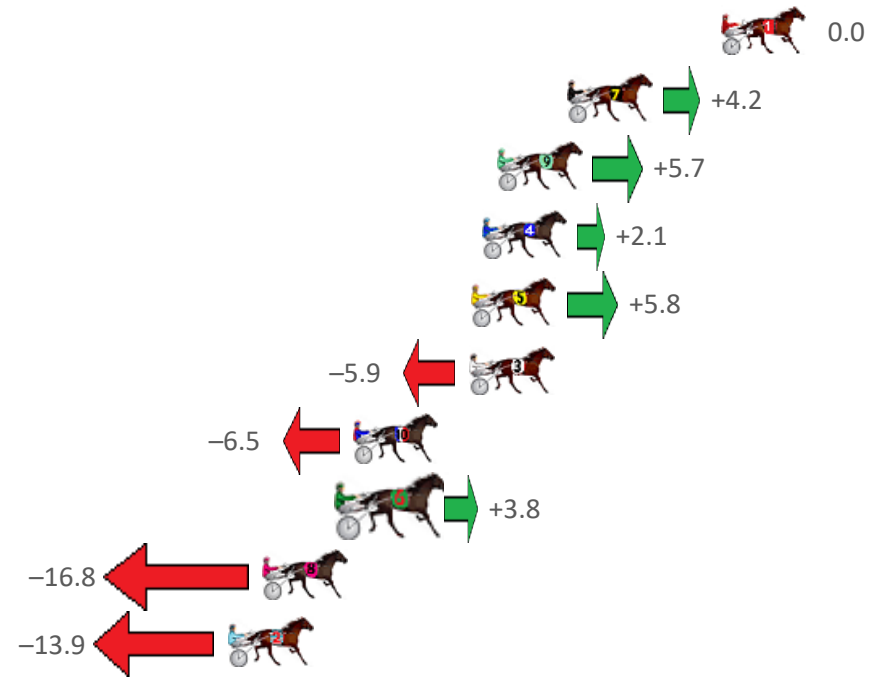
# Gloucester Park Race 5 Distance 2536m

Tuesday, 13 June 2023

Gross Time: 3:09.20 MileRate: 2:00.00 LeadTime: 68.70s First Qtr: 30.50s Second Qtr: 30.30s Third Qtr: 29.80s Fourth Qtr: 29.90s

NoHorse	Plc	Mar	800 Posi	400 Posi	Time	3rd Qtr	4th Qtr
1 AWAITINGINSTRUCTI	1	0.0m	0.0m (0)	0.0m (0)	3:09.20	29.80s	29.90s
7 CAVALRY CALL	2	6.1m	10.3m (1)	10.8m (2)	3:09.68	29.84s	29.57s
9 FRANCO WESTERN	3	8.9m	14.6m (1)	12.4m (1)	3:09.90	29.64s	29.68s
4 SHEHADI	4	9.5m	11.6m (0)	12.1m (0)	3:09.94	29.84s	29.74s
5 CARUBA	5	9.9m	15.7m (0)	15.9m (0)	3:09.98	29.82s	29.50s
3 SAMEPLACE SAMETI	6	10.0m	4.1m (0)	4.6m (0)	3:09.98	29.84s	30.34s
10 MISTER ARDEE	7	14.6m	8.1m (0)	8.5m (0)	3:10.34	29.83s	30.41s
6 EUSTON FLYER	8	14.8m	18.6m (1)	16.7m (1)	3:10.36	29.66s	29.82s
8 MISS SERENADE	9	18.2m	1.4m (1)	3.3m (1)	3:10.63	29.94s	31.08s
2 HOTFOOT IT	10	19.6m	5.7m (1)	8.1m (1)	3:10.74	29.98s	30.83s

Finish Position and metres gained from 800m



## PJ Harness Analyser

Sectional Analysis Software - Not just a formguide!

www.facebook.com/PJHarnessRacing

RISE Digital, Harness Racing Australia nor the provider accepts any responsibility for the completeness or accuracy of any of the information contained herein, and makes no representations about its suitability for any particular purpose. Users should make their own judgements about those matters and/or seek independent advice. You assume all risks associated with use of data provided on this page

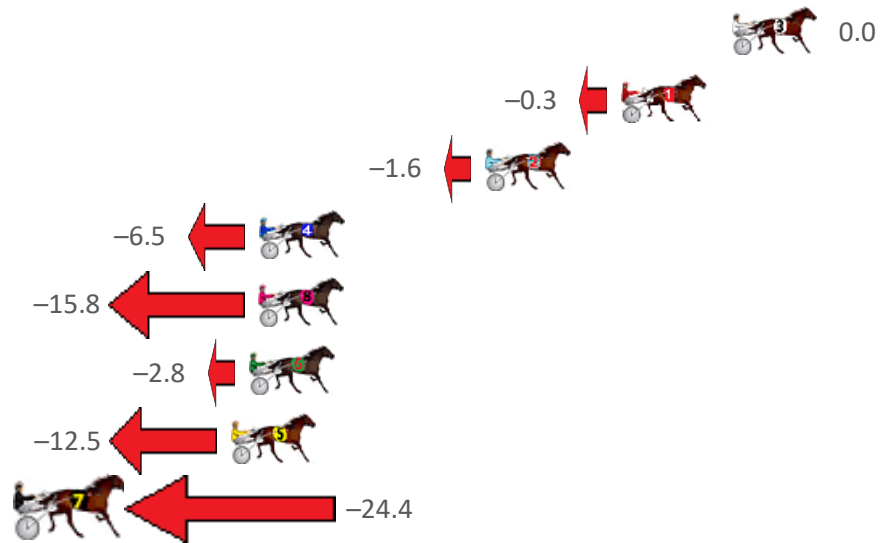
# Gloucester Park Race 6 Distance 2130m

Tuesday, 13 June 2023

Gross Time: 2:38.30 MileRate: 1:59.60 LeadTime: 37.30s First Qtr: 32.60s Second Qtr: 30.90s Third Qtr: 29.50s Fourth Qtr: 28.00s

NoHorse	Plc	Mar	800 Posi	400 Posi	Time	3rd Qtr	4th Qtr
3 COWBOYS N BANDIT	1	0.0m	0.0m (0)	0.0m (0)	2:38.30	29.50s	28.00s
1 PERLEE GATES	2	4.4m	4.1m (0)	3.9m (0)	2:38.62	29.48s	28.04s
2 HURRICANETOM	3	9.8m	8.2m (0)	8.1m (0)	2:39.02	29.48s	28.14s
4 THE BATMOBILE	4	18.8m	12.3m (0)	12.9m (1)	2:39.68	29.52s	28.46s
8 BELONERO	5	18.8m	3.0m (1)	4.2m (1)	2:39.68	29.58s	29.08s
6 FOLLOW THE MUSIC	6	19.2m	16.4m (0)	13.2m (0)	2:39.71	29.24s	28.47s
5 HEZA BEAUTY	7	19.9m	7.4m (1)	8.7m (1)	2:39.76	29.58s	28.84s
7 ROAD CLOSURE	8	36.1m	11.7m (1)	15.7m (2)	2:40.96	29.76s	29.53s

Finish Position and metres gained from 800m





## PJ Harness Analyser

Sectional Analysis Software - Not just a formguide!

www.facebook.com/PJHarnessRacing



RISE Digital, Harness Racing Australia nor the provider accepts any responsibility for the completeness or accuracy of any of the information contained herein, and makes no representations about its suitability for any particular purpose. Users should make their own judgements about those matters and/or seek independent advice. You assume all risks associated with use of data provided on this page



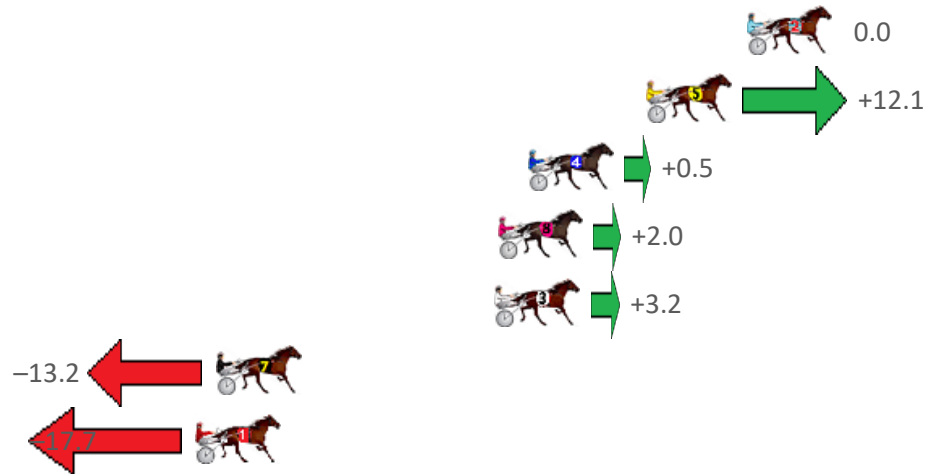
# Gloucester Park Race 7 Distance 2503m

Tuesday, 13 June 2023

Gross Time: 3:19.40 MileRate: 2:08.20 LeadTime: 75.00s First Qtr: 32.70s Second Qtr: 31.60s Third Qtr: 30.50s Fourth Qtr: 29.60s

NoHorse	Plc	Mar	800 Posi	400 Posi	Time	3rd Qtr	4th Qtr
2 ABUNDANCE	1	0.0m	0.0m (0)	0.0m (0)	3:19.40	30.50s	29.60s
5 LUVAF LAIR	2	4.0m	16.1m (1)	13.2m (1)	3:19.71	30.26s	28.93s
4 WESTLAND PEAK	3	8.7m	9.2m (0)	9.9m (0)	3:20.07	30.54s	29.53s
8 MAJESTIC COURTNE	4	9.9m	11.9m (1)	8.9m (1)	3:20.17	30.26s	29.71s
3 ALDEBARAN SUNDO	5	10.0m	13.2m (0)	14.5m (0)	3:20.18	30.58s	29.30s
7 MAJESTIC DREAM	6	21.1m	7.9m (1)	4.6m (1)	3:21.04	30.24s	30.90s
1 PADDY PANTS	7	21.9m	4.2m (0)	5.1m (0)	3:21.10	30.56s	30.92s

## Finish Position and metres gained from 800m





## PJ Harness Analyser

Sectional Analysis Software - Not just a formguide!

[www.facebook.com/PJHarnessRacing](http://www.facebook.com/PJHarnessRacing)



RISE Digital, Harness Racing Australia nor the provider accepts any responsibility for the completeness or accuracy of any of the information contained herein, and makes no representations about its suitability for any particular purpose. Users should make their own judgements about those matters and/or seek independent advice. You assume all risks associated with use of data provided on this page

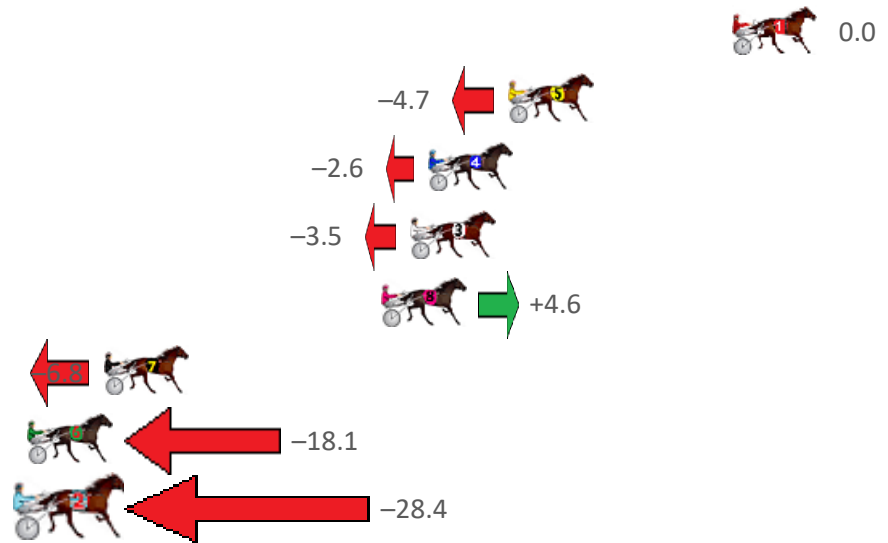
# Gloucester Park Race 8 Distance 2130m

Tuesday, 13 June 2023

Gross Time: 2:41.50 MileRate: 2:02.00 LeadTime: 40.40s First Qtr: 32.80s Second Qtr: 30.20s Third Qtr: 28.70s Fourth Qtr: 29.40s

NoHorse	Plc	Mar	800 Posi	400 Posi	Time	3rd Qtr	4th Qtr
1 ALL AUSSIE MACH	1	0.0m	0.0m (0)	0.0m (0)	2:41.50	28.70s	29.40s
5 PER ARDUA AD ASTR	2	8.9m	4.2m (1)	4.4m (0)	2:42.19	28.72s	29.77s
4 TENACIOUS GEORGE	3	12.1m	9.5m (1)	12.5m (2)	2:42.43	28.92s	29.43s
3 TEPELO STAR	4	12.8m	9.3m (0)	9.2m (1)	2:42.49	28.70s	29.72s
8 DWAYNE	5	13.9m	18.5m (0)	17.8m (1)	2:42.57	28.66s	29.19s
7 THE CHEDDARNATO	6	25.0m	18.2m (1)	17.5m (2)	2:43.43	28.66s	30.06s
6 JILLIBY JAKE	7	31.6m	13.5m (0)	12.2m (0)	2:43.94	28.62s	30.96s
2 APOLOGIZE	8	32.9m	4.5m (0)	8.1m (2)	2:44.04	28.96s	31.35s

## Finish Position and metres gained from 800m





## PJ Harness Analyser

Sectional Analysis Software - Not just a formguide!

[www.facebook.com/PJHarnessRacing](http://www.facebook.com/PJHarnessRacing)



RISE Digital, Harness Racing Australia nor the provider accepts any responsibility for the completeness or accuracy of any of the information contained herein, and makes no representations about its suitability for any particular purpose. Users should make their own judgements about those matters and/or seek independent advice. You assume all risks associated with use of data provided on this page