

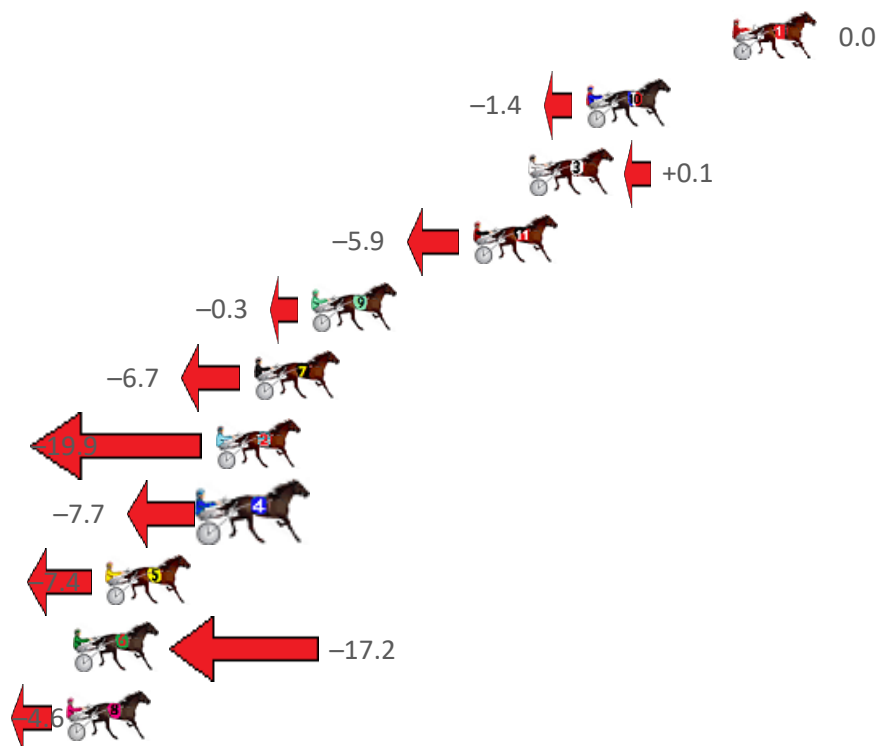
# Gloucester Park Race 1 Distance 2130m

Friday, 16 June 2023

Gross Time: 2:36.60 MileRate: 1:58.30 LeadTime: 38.20s First Qtr: 30.70s Second Qtr: 29.60s Third Qtr: 29.40s Fourth Qtr: 28.70s

NoHorse	Plc	Mar	800 Posi	400 Posi	Time	3rd Qtr	4th Qtr
1 FLY TO FAME	1	0.0m	0.0m (0)	0.0m (0)	2:36.60	29.40s	28.70s
10 SEAGRASS	2	5.8m	4.4m (0)	5.3m (0)	2:37.04	29.46s	28.76s
3 JACKIE DANIELS	3	8.1m	8.2m (1)	9.7m (1)	2:37.21	29.50s	28.61s
11 SWEET VIVIENNE	4	10.3m	4.4m (1)	5.6m (1)	2:37.38	29.48s	29.07s
9 HUNT THE MAGIC	5	16.7m	16.4m (1)	14.5m (2)	2:37.86	29.24s	28.91s
7 BETWEEN TWO THO	6	19.0m	12.3m (1)	13.9m (1)	2:38.03	29.50s	29.13s
2 BRULEE	7	20.5m	0.6m (1)	1.7m (1)	2:38.14	29.48s	30.12s
4 IMAHERO	8	20.8m	13.1m (0)	13.3m (0)	2:38.17	29.40s	29.31s
5 OUR LILILOU	9	24.9m	17.5m (0)	17.7m (0)	2:38.48	29.40s	29.30s
6 FLAMETREE	10	26.2m	9.0m (0)	9.1m (0)	2:38.57	29.40s	30.01s
8 FEELING EMPATHY	11	26.5m	21.9m (0)	22.7m (0)	2:38.60	29.44s	29.06s

Finish Position and metres gained from 800m



## PJ Harness Analyser

Sectional Analysis Software – Not just a formguide!

[www.facebook.com/PJHarnessRacing](https://www.facebook.com/PJHarnessRacing)



RISE Digital, Harness Racing Australia nor the provider accepts any responsibility for the completeness or accuracy of any of the information contained herein, and makes no representations about its suitability for any particular purpose. Users should make their own judgements about those matters and/or seek independent advice. You assume all risks associated with use of data provided on this page


# Gloucester Park Race 2 Distance 1730m

Friday, 16 June 2023

Gross Time: 2:04.20 MileRate: 1:55.50 LeadTime: 7.50s First Qtr: 29.20s Second Qtr: 30.30s Third Qtr: 28.90s Fourth Qtr: 28.30s

NoHorse	Plc	Mar	800 Posi	400 Posi	Time	3rd Qtr	4th Qtr
7 BLITZEMBYE	1	0.0m	2.2m (1)	2.3m (1)	2:04.20	28.90s	28.14s
1 MOONLITE DRIVE	2	0.2m	4.2m (0)	5.1m (0)	2:04.21	28.96s	27.95s
4 FLOEWRIER	3	1.2m	0.0m (0)	0.0m (0)	2:04.29	28.90s	28.39s
10 REGAL CHEVAL	4	5.8m	8.6m (0)	9.0m (0)	2:04.63	28.92s	28.09s
11 ONESMARTFELLA	5	6.8m	12.8m (0)	10.2m (1)	2:04.71	28.70s	28.08s
5 DISCO UNDER FIRE	6	10.3m	18.8m (1)	14.4m (1)	2:04.97	28.57s	28.04s
12 CARRERA MACH	7	10.4m	17.0m (0)	13.1m (0)	2:04.97	28.61s	28.14s
2 TUAS DELIGHT	8	14.6m	14.6m (1)	16.4m (2)	2:05.29	29.01s	28.22s
6 WITHOUTHETUH	9	15.1m	6.4m (1)	6.2m (1)	2:05.32	28.88s	28.98s
3 WAIT FOR THE BELL	10	19.7m	10.6m (1)	10.8m (3)	2:05.66	28.91s	29.00s
8 ALTA RHETT	11	22.5m	5.6m (2)	7.7m (2)	2:05.87	29.04s	29.43s

## Finish Position and metres gained from 800m



# PJ Harness Analyser

Sectional Analysis Software – Not just a formguide!

[www.facebook.com/PJHarnessRacing](https://www.facebook.com/PJHarnessRacing)



RISE Digital, Harness Racing Australia nor the provider accepts any responsibility for the completeness or accuracy of any of the information contained herein, and makes no representations about its suitability for any particular purpose. Users should make their own judgements about those matters and/or seek independent advice. You assume all risks associated with use of data provided on this page

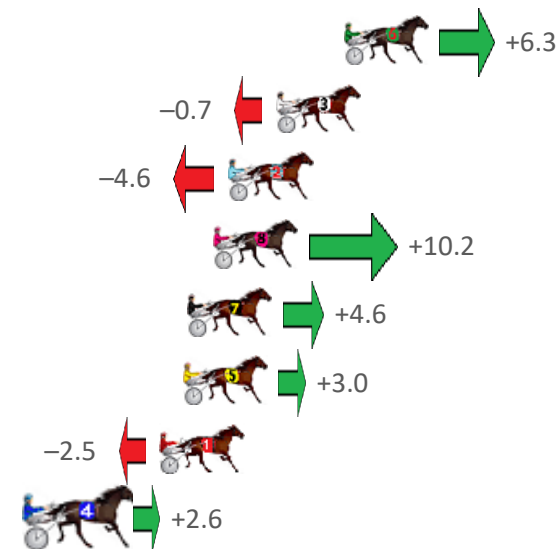
# Gloucester Park Race 3 Distance 2130m

Friday, 16 June 2023

Gross Time: 2:35.20 MileRate: 1:57.30 LeadTime: 38.00s First Qtr: 30.50s Second Qtr: 29.60s Third Qtr: 28.30s Fourth Qtr: 28.80s

NoHorse	Plc	Mar	800 Posi	400 Posi	Time	3rd Qtr	4th Qtr
6 FASTER THAN DAD	1	0.0m	6.3m (1)	5.7m (1)	2:35.20	28.26s	28.40s
3 ELDAYTONA	2	2.7m	2.0m (1)	1.7m (1)	2:35.40	28.28s	28.88s
2 THE CODE BREAKER	3	4.6m	0.0m (0)	0.0m (0)	2:35.55	28.30s	29.15s
8 BEAT CITY	4	5.2m	15.4m (0)	13.5m (0)	2:35.59	28.18s	28.23s
7 MEA CULPA	5	6.2m	10.8m (1)	9.9m (1)	2:35.67	28.24s	28.57s
5 MASTER PUBLISHER	6	6.4m	9.4m (0)	8.7m (0)	2:35.68	28.26s	28.66s
1 BEYOND BLING	7	7.3m	4.8m (0)	4.5m (0)	2:35.75	28.28s	29.03s
4 THE MUSTANG	8	12.2m	14.8m (1)	14.4m (1)	2:36.12	28.28s	28.70s

## Finish Position and metres gained from 800m



# PJ Harness Analyser

Sectional Analysis Software – Not just a formguide!

[www.facebook.com/PJHarnessRacing](https://www.facebook.com/PJHarnessRacing)



RISE Digital, Harness Racing Australia nor the provider accepts any responsibility for the completeness or accuracy of any of the information contained herein, and makes no representations about its suitability for any particular purpose. Users should make their own judgements about those matters and/or seek independent advice. You assume all risks associated with use of data provided on this page

# Gloucester Park Race 4 Distance 2130m

Friday, 16 June 2023

Gross Time: 2:31.30 MileRate: 1:54.30 LeadTime: 35.20s First Qtr: 30.90s Second Qtr: 28.60s Third Qtr: 28.30s Fourth Qtr: 28.30s

NoHorse	Plc	Mar	800 Posi	400 Posi	Time	3rd Qtr	4th Qtr
3 WONDERFUL TO FLY	1	0.0m	0.0m (0)	0.0m (0)	2:31.30	28.30s	28.30s

Finish Position and metres gained from 800m



0.0

1 STENO 2 8.4m 4.0m (0) 4.3m (0) 2:31.92 28.32s 28.62s

-4.4



2 MISS BOUDICA 3 30.7m 8.0m (0) 9.1m (0) 2:33.58 28.38s 29.94s

-22.7



4 MISS LAMARR 4 31.8m 12.2m (0) 13.1m (0) 2:33.66 28.36s 29.74s

-19.6



5 TAKING THE MIKI 5 35.1m 4.6m (1) 12.8m (1) 2:33.91 28.88s 30.01s

-31



6 SIMPLY SHAZ 6 36.4m 8.8m (1) 17.4m (1) 2:34.01 28.90s 29.78s

-27.6



7 MY PRAYER 7 39.6m 17.1m (0) 19.9m (0) 2:34.24 28.50s 29.84s

-22.5



8 EIGHTEEN CARAT 8 48.1m 0.0m (1) 8.6m (1) 2:34.88 28.90s 31.27s

-48.1



**PJ Harness Analyser**  
Sectional Analysis Software – Not just a formguide!

[www.facebook.com/PJHarnessRacing](https://www.facebook.com/PJHarnessRacing)



RISE Digital, Harness Racing Australia nor the provider accepts any responsibility for the completeness or accuracy of any of the information contained herein, and makes no representations about its suitability for any particular purpose. Users should make their own judgements about those matters and/or seek independent advice. You assume all risks associated with use of data provided on this page

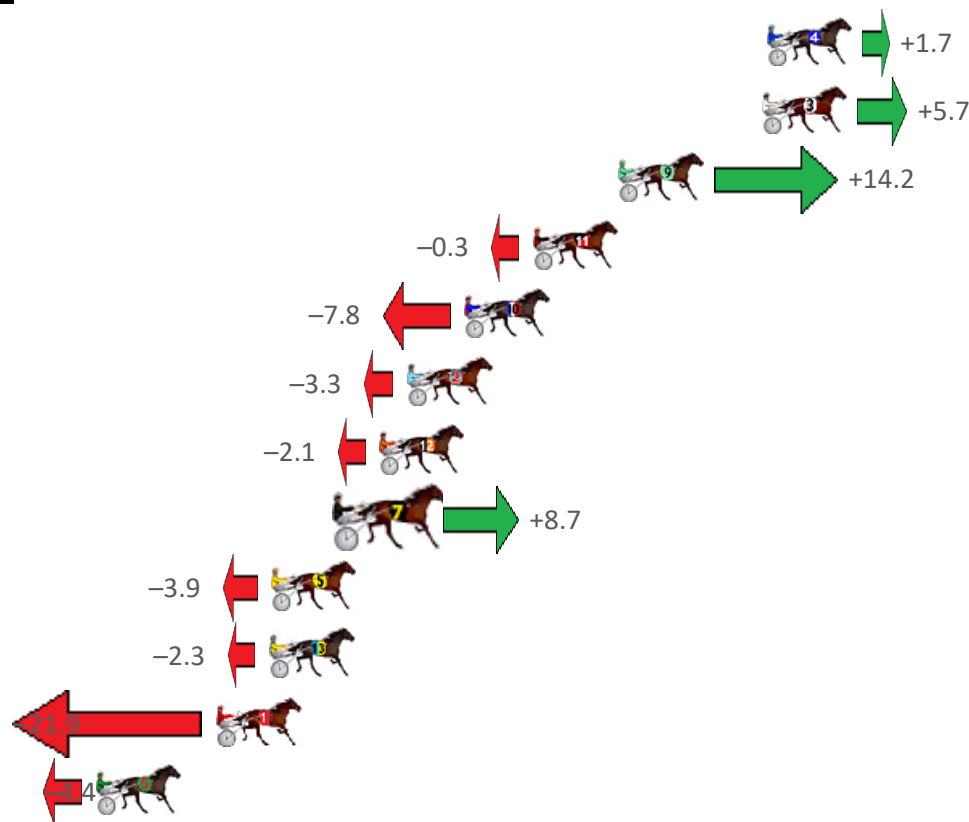
# Gloucester Park Race 5 Distance 2130m

Friday, 16 June 2023

Gross Time: 2:35.80 MileRate: 1:57.70 LeadTime: 36.10s First Qtr: 31.40s Second Qtr: 30.10s Third Qtr: 28.50s Fourth Qtr: 29.70s

NoHorse	Plc	Mar	800 Posi	400 Posi	Time	3rd Qtr	4th Qtr
4 ACHARNE GIRL	1	0.0m	1.7m (1)	0.6m (1)	2:35.80	28.42s	29.66s
3 ROCK ON TOP	2	0.2m	5.9m (1)	4.5m (1)	2:35.82	28.40s	29.39s
9 GOODFELLAZ	3	5.9m	20.1m (1)	12.0m (2)	2:36.26	27.94s	29.30s
11 ALFA PRINCE	4	9.3m	9.0m (0)	8.3m (0)	2:36.52	28.46s	29.82s
10 HES A COOL MACH	5	12.0m	4.2m (0)	4.2m (0)	2:36.73	28.50s	30.33s
2 ILLAWONG MUSTAN	6	14.3m	11.0m (1)	8.9m (1)	2:36.91	28.36s	30.17s
12 SPECIAL LADY	7	15.4m	13.3m (0)	12.2m (0)	2:37.00	28.44s	30.02s
7 CHEER THE MAJOR	8	16.7m	25.4m (1)	22.7m (1)	2:37.10	28.34s	29.36s
5 STREET APPEAL	9	19.7m	15.8m (1)	14.4m (1)	2:37.33	28.42s	30.19s
13 DESIDERIO	10	19.8m	17.5m (0)	17.7m (0)	2:37.34	28.54s	29.96s
1 ROCKMYSTER	11	21.9m	0.0m (0)	0.0m (0)	2:37.50	28.50s	31.40s
6 HEZA HEAD HONCH	12	26.7m	22.3m (0)	21.9m (0)	2:37.88	28.50s	30.20s

Finish Position and metres gained from 800m



## PJ Harness Analyser

Sectional Analysis Software - Not just a formguide!

[www.facebook.com/PJHarnessRacing](https://www.facebook.com/PJHarnessRacing)



RISE Digital, Harness Racing Australia nor the provider accepts any responsibility for the completeness or accuracy of any of the information contained herein, and makes no representations about its suitability for any particular purpose. Users should make their own judgements about those matters and/or seek independent advice. You assume all risks associated with use of data provided on this page

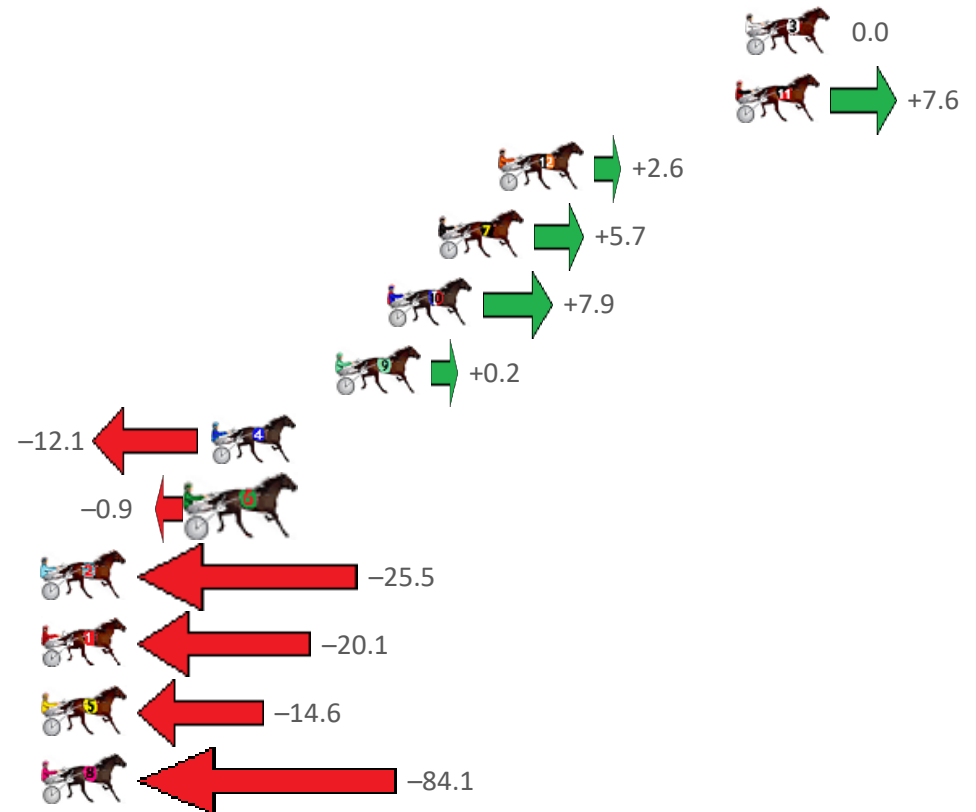
# Gloucester Park Race 6 Distance 1730m

Friday, 16 June 2023

Gross Time: 2:06.20 MileRate: 1:57.40 LeadTime: 7.70s First Qtr: 29.90s Second Qtr: 30.50s Third Qtr: 29.20s Fourth Qtr: 28.90s

NoHorse	Plc	Mar	800 Posi	400 Posi	Time	3rd Qtr	4th Qtr
3 NASE VIRA	1	0.0m	0.0m (0)	0.0m (0)	2:06.20	29.20s	28.90s
11 MISS HEPBURN	2	0.4m	8.0m (1)	8.6m (0)	2:06.23	29.24s	28.31s
12 SAN REMO BEACH	3	9.8m	12.4m (1)	12.5m (1)	2:06.94	29.20s	28.74s
7 MANEA	4	12.2m	17.9m (0)	24.4m (1)	2:07.13	29.66s	28.06s
10 IN A WINK	5	14.2m	22.1m (0)	29.9m (1)	2:07.28	29.76s	27.82s
9 LUNETTA	6	16.3m	16.5m (1)	20.3m (2)	2:07.44	29.46s	28.67s
4 PRINCESS KATIE	7	21.2m	9.1m (0)	15.5m (0)	2:07.81	29.66s	29.39s
6 BAZAAR PACKAGE	8	21.8m	20.9m (1)	21.7m (3)	2:07.85	29.25s	28.99s
2 MISS SHAHJA	9	30.6m	5.1m (0)	27.4m (0)	2:08.52	30.81s	29.24s
1 RELATIVELY ARMA	10	33.9m	13.8m (0)	32.1m (0)	2:08.77	30.52s	29.15s
5 PHILTHEJUG	11	40.8m	26.2m (0)	34.7m (1)	2:09.29	29.80s	29.49s
8 LUCI KANE	12	87.7m	3.6m (1)	19.4m (1)	2:12.85	30.34s	34.15s

## Finish Position and metres gained from 800m



**PJ Harness Analyser**  
Sectional Analysis Software – Not just a formguide!

[www.facebook.com/PJHarnessRacing](https://www.facebook.com/PJHarnessRacing)



RISE Digital, Harness Racing Australia nor the provider accepts any responsibility for the completeness or accuracy of any of the information contained herein, and makes no representations about its suitability for any particular purpose. Users should make their own judgements about those matters and/or seek independent advice. You assume all risks associated with use of data provided on this page



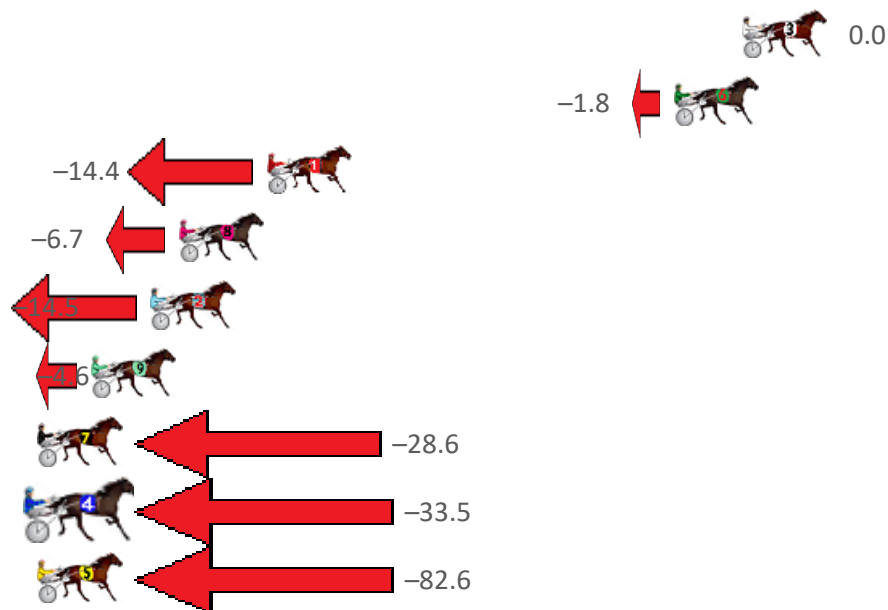
# Gloucester Park Race 7 Distance 1730m

Friday, 16 June 2023

Gross Time: 2:05.30 MileRate: 1:56.50 LeadTime: 8.20s First Qtr: 29.20s Second Qtr: 30.20s Third Qtr: 28.70s Fourth Qtr: 29.00s

NoHorse	Plc	Mar	800 Posi	400 Posi	Time	3rd Qtr	4th Qtr
3 CORK CAN RUN	1	0.0m	0.0m (0)	0.0m (0)	2:05.30	28.70s	29.00s
6 BROUGHT TO LIGHT	2	2.7m	0.9m (1)	3.9m (1)	2:05.51	28.92s	28.92s
1 STAR OF THE GALAX	3	18.9m	4.5m (0)	4.8m (0)	2:06.74	28.72s	30.10s
8 ON THE BACK FOOT	4	22.4m	15.7m (1)	20.1m (2)	2:07.00	29.02s	29.26s
2 BLACKSAMURAI	5	23.5m	9.0m (0)	19.0m (1)	2:07.09	29.42s	29.43s
9 SUGAR COVERED	6	25.9m	21.3m (0)	30.4m (0)	2:07.27	29.36s	28.79s
7 USAIN	7	39.3m	10.7m (1)	23.5m (1)	2:08.29	29.62s	30.31s
4 CHIEF COPY	8	47.2m	13.7m (0)	22.9m (0)	2:08.89	29.36s	30.95s
5 KURIOUS BOY	9	87.9m	5.3m (1)	16.7m (0)	2:11.99	29.52s	34.49s

Finish Position and metres gained from 800m



## PJ Harness Analyser

Sectional Analysis Software – Not just a formguide!

[www.facebook.com/PJHarnessRacing](https://www.facebook.com/PJHarnessRacing)



RISE Digital, Harness Racing Australia nor the provider accepts any responsibility for the completeness or accuracy of any of the information contained herein, and makes no representations about its suitability for any particular purpose. Users should make their own judgements about those matters and/or seek independent advice. You assume all risks associated with use of data provided on this page

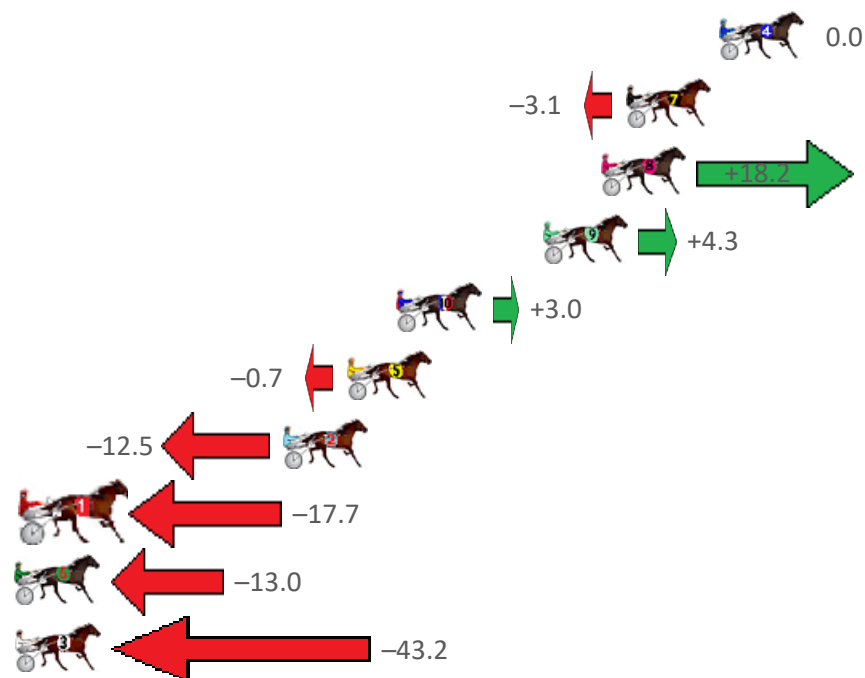
# Gloucester Park Race 8 Distance 2503m

Friday, 16 June 2023

Gross Time: 3:09.10 MileRate: 2:01.10 LeadTime: 69.00s First Qtr: 30.60s Second Qtr: 30.80s Third Qtr: 28.50s Fourth Qtr: 30.20s

NoHorse	Plc	Mar	800 Posi	400 Posi	Time	3rd Qtr	4th Qtr
4 ARDENS HORIZON	1	0.0m	0.0m (0)	0.0m (0)	3:09.10	28.50s	30.20s
7 OTIS	2	3.7m	0.6m (1)	1.4m (1)	3:09.39	28.56s	30.39s
8 AMERICAN BULLITT	3	4.7m	22.9m (0)	25.3m (2)	3:09.47	28.72s	28.73s
9 BEAT THE BANK	4	7.0m	11.3m (2)	11.9m (2)	3:09.65	28.56s	29.89s
10 MIDDLEPAGE	5	12.8m	15.8m (1)	20.9m (2)	3:10.11	28.90s	29.69s
5 GEE SMITH	6	14.8m	14.1m (0)	22.5m (0)	3:10.27	29.14s	29.73s
2 DEEORSE	7	17.3m	4.8m (0)	9.3m (0)	3:10.47	28.84s	30.89s
1 BREWERY LANE	8	27.3m	9.6m (0)	20.6m (1)	3:11.26	29.32s	30.86s
6 IM SPIDERMAN	9	31.4m	18.4m (0)	30.2m (1)	3:11.58	29.40s	30.48s
3 LIBBA RACY	10	50.8m	7.6m (1)	25.5m (1)	3:13.12	29.82s	32.36s

Finish Position and metres gained from 800m



## PJ Harness Analyser

Sectional Analysis Software – Not just a formguide!

[www.facebook.com/PJHarnessRacing](https://www.facebook.com/PJHarnessRacing)



RISE Digital, Harness Racing Australia nor the provider accepts any responsibility for the completeness or accuracy of any of the information contained herein, and makes no representations about its suitability for any particular purpose. Users should make their own judgements about those matters and/or seek independent advice. You assume all risks associated with use of data provided on this page



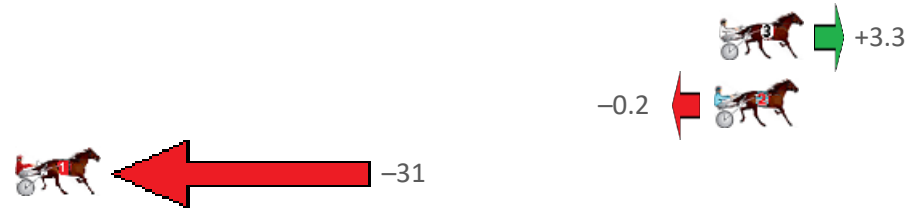
# Gloucester Park Race 9 Distance 2536m

Friday, 16 June 2023

Gross Time: 3:06.40 MileRate: 1:58.30 LeadTime: 71.50s First Qtr: 30.40s Second Qtr: 29.40s Third Qtr: 26.70s Fourth Qtr: 28.40s

NoHorse	Plc	Mar	800 Posi	400 Posi	Time	3rd Qtr	4th Qtr
3 SHOCKWAVE	1	0.0m	3.3m (1)	0.6m (1)	3:06.40	26.52s	28.36s
2 MIGHTY CONQUERO	2	0.2m	0.0m (0)	0.0m (0)	3:06.41	26.70s	28.41s
1 CORDERO	3	36.1m	5.7m (0)	21.0m (0)	3:09.09	27.76s	29.65s

Finish Position and metres gained from 800m







## Harness Analyser

Sectional Analysis Software – Not just a formguide!

[www.facebook.com/PJHarnessRacing](https://www.facebook.com/PJHarnessRacing)



RISE Digital, Harness Racing Australia nor the provider accepts any responsibility for the completeness or accuracy of any of the information contained herein, and makes no representations about its suitability for any particular purpose. Users should make their own judgements about those matters and/or seek independent advice. You assume all risks associated with use of data provided on this page

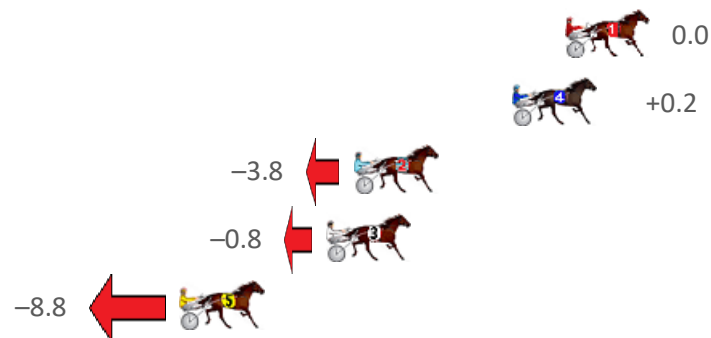
# Gloucester Park Race 10 Distance 2130m

Friday, 16 June 2023

Gross Time: 2:36.20 MileRate: 1:58.00 LeadTime: 38.90s First Qtr: 31.80s Second Qtr: 30.20s Third Qtr: 28.30s Fourth Qtr: 27.00s

NoHorse	Plc	Mar	800 Posi	400 Posi	Time	3rd Qtr	4th Qtr
1 PRINCE OF PLEASUR	1	0.0m	0.0m (0)	0.0m (0)	2:36.20	28.30s	27.00s
4 FINVARRA	2	2.1m	2.3m (1)	1.8m (1)	2:36.35	28.26s	27.03s
2 WHATABRO	3	8.4m	4.6m (0)	4.4m (0)	2:36.80	28.28s	27.30s
3 GALACTIC STAR	4	9.5m	8.7m (0)	8.7m (0)	2:36.88	28.29s	27.08s
5 JAMES BUTT	5	15.3m	6.5m (1)	5.9m (1)	2:37.29	28.24s	27.69s

Finish Position and metres gained from 800m







## Harness Analyser

Sectional Analysis Software – Not just a formguide!

[www.facebook.com/PJHarnessRacing](https://www.facebook.com/PJHarnessRacing)



RISE Digital, Harness Racing Australia nor the provider accepts any responsibility for the completeness or accuracy of any of the information contained herein, and makes no representations about its suitability for any particular purpose. Users should make their own judgements about those matters and/or seek independent advice. You assume all risks associated with use of data provided on this page


# Gloucester Park Race 11 Distance 2130m

Friday, 16 June 2023

Gross Time: 2:37.90 MileRate: 1:59.30 LeadTime: 37.60s First Qtr: 32.60s Second Qtr: 29.90s Third Qtr: 29.10s Fourth Qtr: 28.70s

NoHorse	Plc	Mar	800 Posi	400 Posi	Time	3rd Qtr	4th Qtr
6 MIGHTHAVTIME	1	0.0m	16.3m (1)	4.0m (2)	2:37.90	28.20s	28.42s
4 VINTAGE BLU	2	2.2m	0.0m (0)	0.0m (0)	2:38.07	29.10s	28.87s
1 MAKE IT HAPPEN	3	3.0m	4.4m (0)	4.5m (0)	2:38.13	29.10s	28.61s
10 SAHARA STORM	4	5.3m	9.1m (0)	8.6m (0)	2:38.30	29.06s	28.48s
11 THE KRAKEN	5	7.8m	7.5m (1)	6.7m (1)	2:38.49	29.04s	28.81s
5 SOVRANA	6	9.1m	11.6m (1)	8.4m (2)	2:38.59	28.86s	28.78s
2 WALSH	7	12.9m	17.4m (0)	17.3m (0)	2:38.87	29.08s	28.43s
3 HOTFOOT IT	8	15.1m	13.3m (0)	12.8m (0)	2:39.04	29.06s	28.92s
9 RUN FOR MERCY	9	16.5m	21.6m (0)	17.6m (2)	2:39.14	28.80s	28.68s
8 CLOUD NINE	10	19.1m	3.6m (1)	2.5m (1)	2:39.34	29.02s	29.96s
7 IDEAL CHARM	11	24.2m	19.9m (1)	14.8m (1)	2:39.72	28.72s	29.46s

Finish Position and metres gained from 800m



## PJ Harness Analyser

Sectional Analysis Software – Not just a formguide!

[www.facebook.com/PJHarnessRacing](https://www.facebook.com/PJHarnessRacing)



RISE Digital, Harness Racing Australia nor the provider accepts any responsibility for the completeness or accuracy of any of the information contained herein, and makes no representations about its suitability for any particular purpose. Users should make their own judgements about those matters and/or seek independent advice. You assume all risks associated with use of data provided on this page