

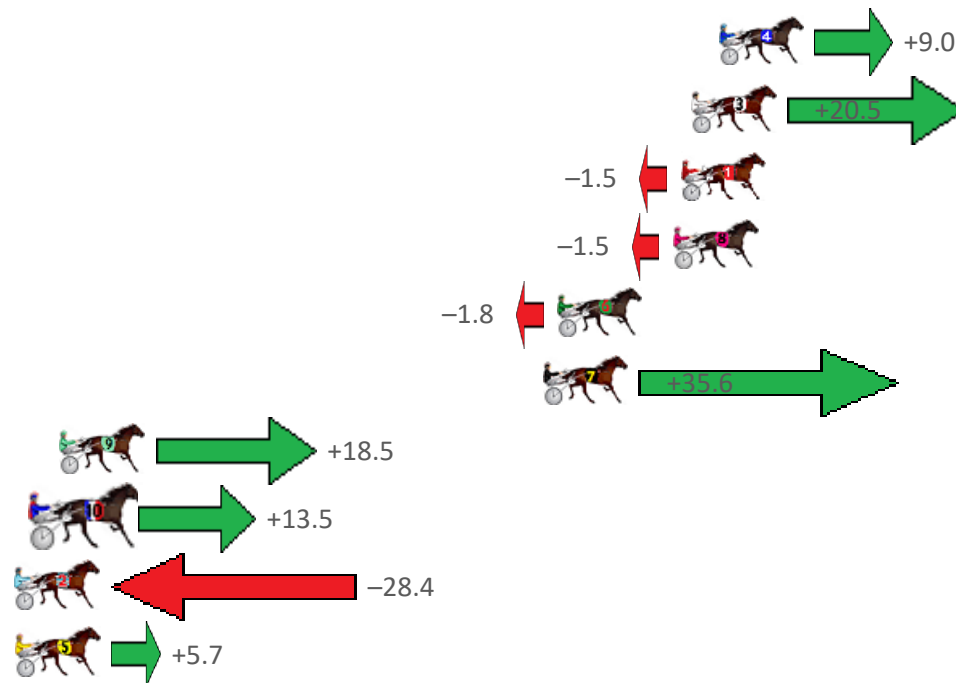
Gloucester Park Race 1 Distance 1730m

Tuesday, 27 June 2023

Gross Time: 2:03.60 MileRate: 1:54.90 LeadTime: 7.30s First Qtr: 26.80s Second Qtr: 29.50s Third Qtr: 30.10s Fourth Qtr: 29.90s

NoHorse	Plc	Mar	800 Posi	400 Posi	Time	3rd Qtr	4th Qtr
4 ELWADDELL	1	0.0m	9.0m (0)	9.7m (0)	2:03.60	30.16s	29.18s
3 MARBEECHSAM	2	1.1m	21.6m (0)	13.7m (0)	2:03.69	29.54s	28.97s
1 MAJOR OVERS	3	1.5m	0.0m (0)	0.0m (0)	2:03.72	30.10s	30.02s
8 ROCK ARTIST	4	1.8m	0.3m (1)	0.8m (1)	2:03.74	30.14s	29.98s
6 TOMMY CARTA	5	6.4m	4.6m (1)	5.1m (1)	2:04.10	30.14s	30.02s
7 BARBADOS	6	7.0m	42.6m (1)	24.4m (0)	2:04.15	28.80s	28.63s
9 LUKES MISTAKE	7	26.2m	44.7m (0)	30.6m (1)	2:05.65	29.10s	29.67s
10 LENI ROSE	8	26.9m	40.4m (0)	29.0m (0)	2:05.71	29.30s	29.85s
2 EASTERN ADVANCE	9	32.5m	4.1m (0)	4.3m (0)	2:06.15	30.12s	32.13s
5 SPINNER OF YARNS	10	47.5m	53.2m (0)	40.2m (0)	2:07.32	29.20s	30.62s

Finish Position and metres gained from 800m



PJ Harness Analyser

Sectional Analysis Software – Not just a formguide!

www.facebook.com/PJHarnessRacing



RISE Digital, Harness Racing Australia nor the provider accepts any responsibility for the completeness or accuracy of any of the information contained herein, and makes no representations about its suitability for any particular purpose. Users should make their own judgements about those matters and/or seek independent advice. You assume all risks associated with use of data provided on this page

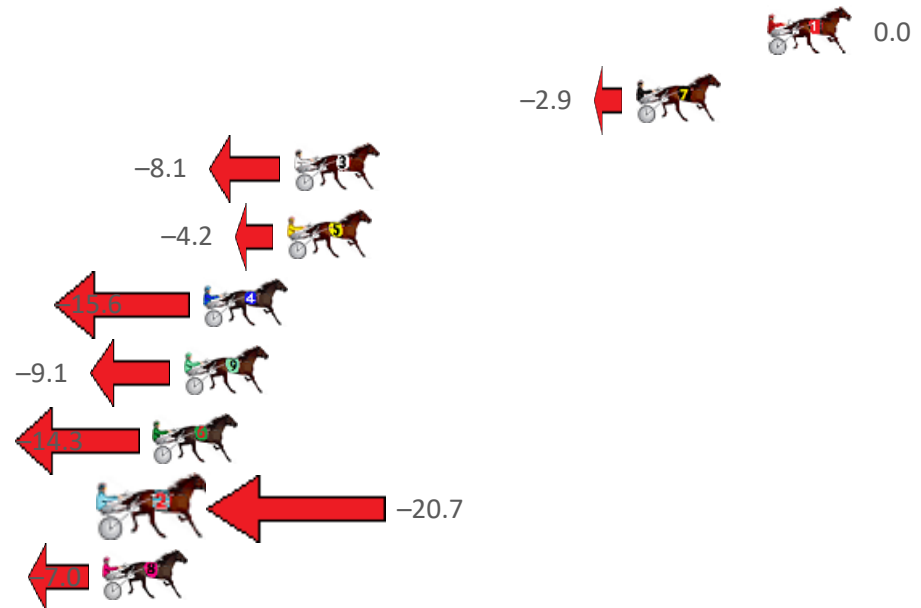
Gloucester Park Race 2 Distance 2130m

Tuesday, 27 June 2023

Gross Time: 2:35.20 MileRate: 1:57.30 LeadTime: 37.60s First Qtr: 29.90s Second Qtr: 30.20s Third Qtr: 28.60s Fourth Qtr: 28.90s

NoHorse	Plc	Mar	800 Posi	400 Posi	Time	3rd Qtr	4th Qtr
1 MR CHIP	1	0.0m	0.0m (0)	0.0m (0)	2:35.20	28.60s	28.90s
7 SHELL SHOCK	2	5.2m	2.3m (1)	5.0m (0)	2:35.59	28.80s	28.93s
3 TORREVEAN AMY	3	18.8m	10.7m (1)	13.5m (2)	2:36.63	28.80s	29.36s
5 GOTA GOOD WARH	4	19.1m	14.9m (1)	18.0m (2)	2:36.65	28.82s	29.06s
4 ELSAMAY	5	22.4m	6.8m (1)	12.9m (1)	2:36.90	29.04s	29.68s
9 STARS OF GOLD	6	23.2m	14.1m (0)	18.5m (1)	2:36.96	28.92s	29.34s
6 ELLIEGOZOOM	7	24.4m	10.1m (0)	15.4m (0)	2:37.05	28.98s	29.65s
2 BATAVIA STORM	8	26.1m	5.4m (0)	10.9m (0)	2:37.18	29.00s	30.10s
8 RODASI	9	26.4m	19.4m (1)	22.5m (2)	2:37.20	28.82s	29.30s

Finish Position and metres gained from 800m



PJ Harness Analyser
Sectional Analysis Software – Not just a formguide!

www.facebook.com/PJHarnessRacing



RISE Digital, Harness Racing Australia nor the provider accepts any responsibility for the completeness or accuracy of any of the information contained herein, and makes no representations about its suitability for any particular purpose. Users should make their own judgements about those matters and/or seek independent advice. You assume all risks associated with use of data provided on this page

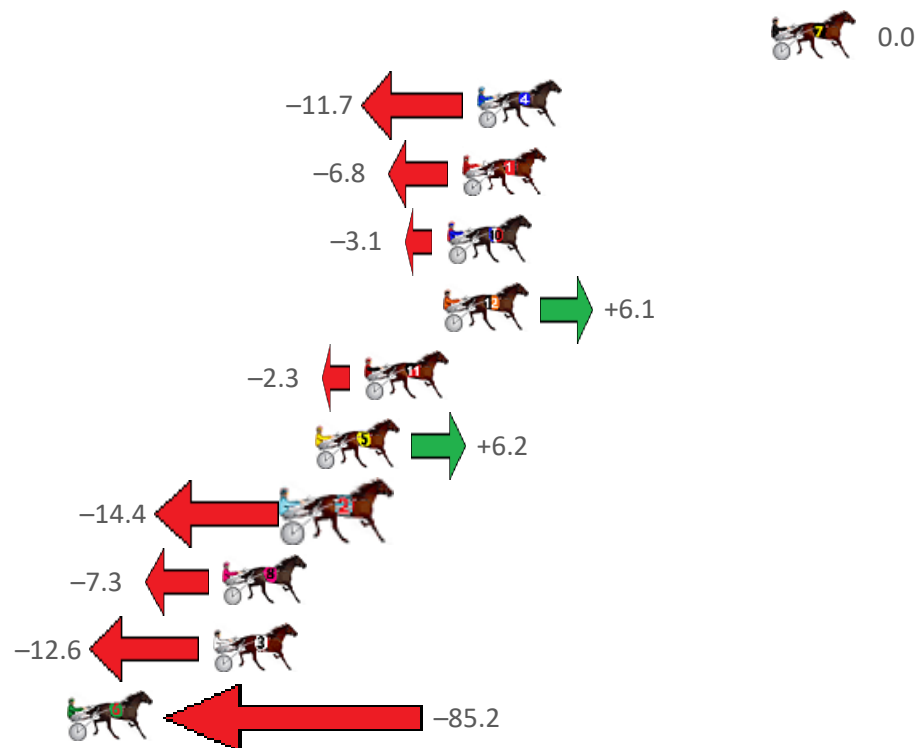
Gloucester Park Race 3 Distance 2130m

Tuesday, 27 June 2023

Gross Time: 2:35.60 MileRate: 1:57.50 LeadTime: 37.40s First Qtr: 31.90s Second Qtr: 29.50s Third Qtr: 27.80s Fourth Qtr: 29.00s

NoHorse	Plc	Mar	800 Posi	400 Posi	Time	3rd Qtr	4th Qtr
7 SUNSHINE SWIFT	1	0.0m	0.0m (0)	0.0m (0)	2:35.60	27.80s	29.00s
4 BLOCKJORG	2	11.7m	0.0m (1)	2.0m (1)	2:36.49	27.94s	29.75s
1 ALTA QUEEN	3	12.3m	5.5m (0)	6.0m (0)	2:36.54	27.84s	29.52s
10 JUST FOR LOVE	4	12.9m	9.8m (0)	11.4m (2)	2:36.58	27.92s	29.18s
12 GODDESS OF REASO	5	13.0m	19.1m (0)	18.7m (0)	2:36.59	27.80s	28.67s
11 ROCKIN THE TREND	6	16.2m	13.9m (0)	13.3m (0)	2:36.83	27.78s	29.29s
5 MADDY MADDY	7	18.1m	24.3m (0)	27.2m (0)	2:36.98	28.04s	28.46s
2 ROLL EM	8	19.0m	4.6m (1)	8.3m (1)	2:37.05	28.06s	29.86s
8 SISTER ACT	9	21.8m	14.5m (1)	21.6m (1)	2:37.26	28.32s	29.14s
3 LIL DELIGHT	10	22.2m	9.6m (1)	16.5m (1)	2:37.29	28.30s	29.53s
6 ROSIES DELIGHT	11	108.1m	22.9m (1)	71.7m (1)	2:43.83	31.28s	32.16s

Finish Position and metres gained from 800m



PJ Harness Analyser

Sectional Analysis Software - Not just a formguide!

www.facebook.com/PJHarnessRacing



RISE Digital, Harness Racing Australia nor the provider accepts any responsibility for the completeness or accuracy of any of the information contained herein, and makes no representations about its suitability for any particular purpose. Users should make their own judgements about those matters and/or seek independent advice. You assume all risks associated with use of data provided on this page

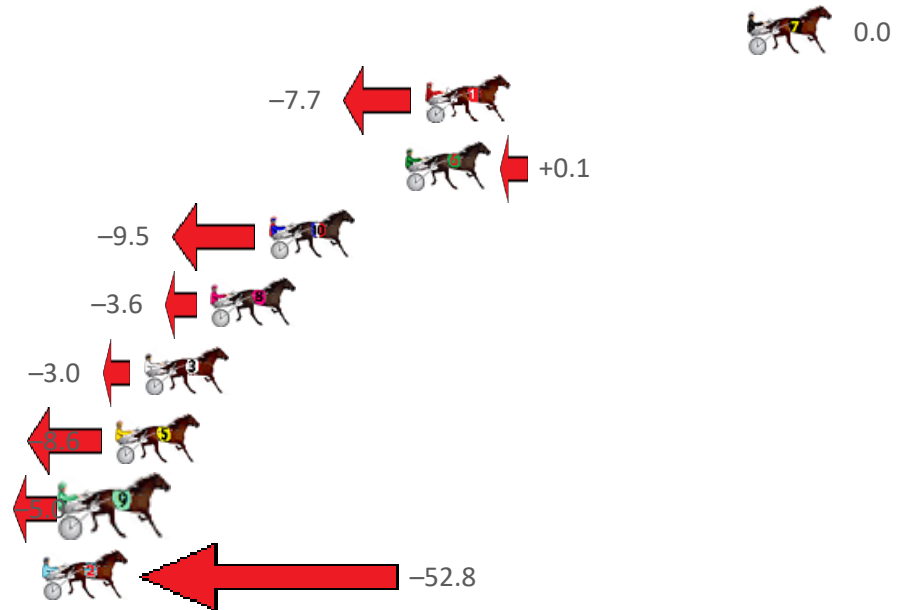
Gloucester Park Race 4 Distance 2130m

Tuesday, 27 June 2023

Gross Time: 2:34.90 MileRate: 1:57.00 LeadTime: 37.60s First Qtr: 31.10s Second Qtr: 29.60s Third Qtr: 28.70s Fourth Qtr: 27.90s

NoHorse	Plc	Mar	800 Posi	400 Posi	Time	3rd Qtr	4th Qtr
7 BLAZE COOPS	1	0.0m	0.0m (0)	0.0m (0)	2:34.90	28.70s	27.90s
1 EXTRAORDINARY MA	2	12.8m	5.1m (0)	7.4m (0)	2:35.84	28.86s	28.32s
6 ROCKNROLL SASS	3	13.6m	13.7m (0)	13.7m (1)	2:35.90	28.68s	27.94s
10 SHEHADI	4	19.0m	9.5m (0)	9.7m (1)	2:36.29	28.70s	28.61s
8 DIAMOND DAZE	5	21.3m	17.7m (0)	18.5m (0)	2:36.46	28.74s	28.16s
3 POCKET THE CHANG	6	24.0m	21.0m (1)	20.5m (1)	2:36.66	28.64s	28.22s
5 SOUFFLE	7	25.1m	16.5m (1)	15.2m (3)	2:36.74	28.59s	28.68s
9 OUR STAR BILLING	8	26.9m	21.9m (0)	23.6m (0)	2:36.87	28.80s	28.21s
2 ALLABOUTLEGS	9	65.1m	12.3m (1)	16.8m (2)	2:39.68	29.00s	31.49s

Finish Position and metres gained from 800m



PJ Harness Analyser
Sectional Analysis Software – Not just a formguide!

www.facebook.com/PJHarnessRacing



RISE Digital, Harness Racing Australia nor the provider accepts any responsibility for the completeness or accuracy of any of the information contained herein, and makes no representations about its suitability for any particular purpose. Users should make their own judgements about those matters and/or seek independent advice. You assume all risks associated with use of data provided on this page


Gloucester Park Race 5 Distance 2536m

Tuesday, 27 June 2023

Gross Time: 3:08.80 MileRate: 1:59.80 LeadTime: 70.00s First Qtr: 30.90s Second Qtr: 30.00s Third Qtr: 29.00s Fourth Qtr: 28.90s

NoHorse	Plc	Mar	800 Posi	400 Posi	Time	3rd Qtr	4th Qtr
9 LET IT LINGA	1	0.0m	4.2m (0)	4.7m (0)	3:08.80	29.04s	28.56s
4 MISTER ARDEE	2	3.4m	10.8m (1)	10.1m (2)	3:09.06	28.94s	28.43s
5 STATE OF HEAVEN	3	3.8m	2.5m (1)	3.1m (1)	3:09.09	29.04s	28.97s
3 HOTFOOT IT	4	4.2m	0.0m (0)	0.0m (0)	3:09.12	29.00s	29.22s
1 BETTER THAN MINT	5	6.6m	6.7m (1)	5.9m (2)	3:09.30	28.94s	28.98s
6 FRANCO WESTERN	6	10.2m	15.0m (1)	12.8m (1)	3:09.57	28.84s	28.75s
12 GEE SMITH	7	10.8m	18.0m (0)	18.7m (1)	3:09.62	29.04s	28.38s
11 ONE FOR DAVE AND	8	14.5m	13.9m (0)	16.1m (0)	3:09.90	29.16s	28.84s
10 SAMEPLACE SAMETI	9	15.2m	8.9m (0)	12.0m (0)	3:09.95	29.22s	29.19s
8 EUSTON FLYER	10	18.5m	21.9m (0)	22.8m (1)	3:10.20	29.06s	28.66s
7 ACOLTNAMEDSU	11	25.6m	18.9m (1)	14.2m (2)	3:10.74	28.66s	29.82s
2 ALL AUSSIE MACH	12	35.6m	26.1m (0)	20.1m (2)	3:11.50	28.56s	30.16s

Finish Position and metres gained from 800m



PJ Harness Analyser

Sectional Analysis Software – Not just a formguide!

www.facebook.com/PJHarnessRacing



RISE Digital, Harness Racing Australia nor the provider accepts any responsibility for the completeness or accuracy of any of the information contained herein, and makes no representations about its suitability for any particular purpose. Users should make their own judgements about those matters and/or seek independent advice. You assume all risks associated with use of data provided on this page

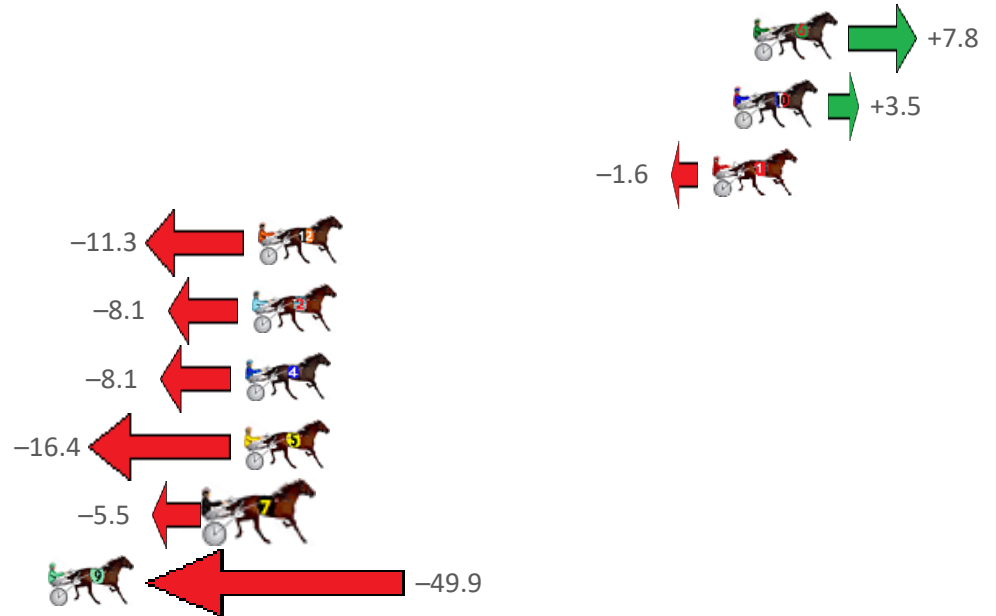
Gloucester Park Race 6 Distance 2130m

Tuesday, 27 June 2023

Gross Time: 2:37.10 MileRate: 1:58.70 LeadTime: 38.60s First Qtr: 30.60s Second Qtr: 29.90s Third Qtr: 29.90s Fourth Qtr: 28.10s

NoHorse	Plc	Mar	800 Posi	400 Posi	Time	3rd Qtr	4th Qtr
6 MISTER RIDGEWELL	1	0.0m	7.8m (1)	7.3m (2)	2:37.10	29.84s	27.58s
10 CHAL PATCH	2	0.8m	4.3m (0)	5.3m (0)	2:37.16	29.96s	27.78s
1 TIGER BY THE TAIL	3	1.6m	0.0m (0)	0.0m (0)	2:37.22	29.90s	28.22s
12 BELONERO	4	19.7m	8.4m (0)	10.3m (0)	2:38.55	30.02s	28.81s
2 CRACKA TINNY	5	19.9m	11.8m (1)	11.7m (1)	2:38.57	29.86s	28.73s
4 THE BATMOBILE	6	20.2m	12.1m (0)	14.7m (0)	2:38.59	30.06s	28.53s
5 MY MASTER OF DISG	7	20.2m	3.8m (1)	3.9m (1)	2:38.59	29.90s	29.31s
7 FIREPLAY	8	21.4m	15.9m (1)	12.0m (2)	2:38.68	29.58s	28.82s
9 TENACIOUS GEORGE	9	67.1m	17.2m (0)	28.0m (0)	2:42.06	30.64s	31.04s

Finish Position and metres gained from 800m



PJ Harness Analyser
Sectional Analysis Software – Not just a formguide!

www.facebook.com/PJHarnessRacing



RISE Digital, Harness Racing Australia nor the provider accepts any responsibility for the completeness or accuracy of any of the information contained herein, and makes no representations about its suitability for any particular purpose. Users should make their own judgements about those matters and/or seek independent advice. You assume all risks associated with use of data provided on this page

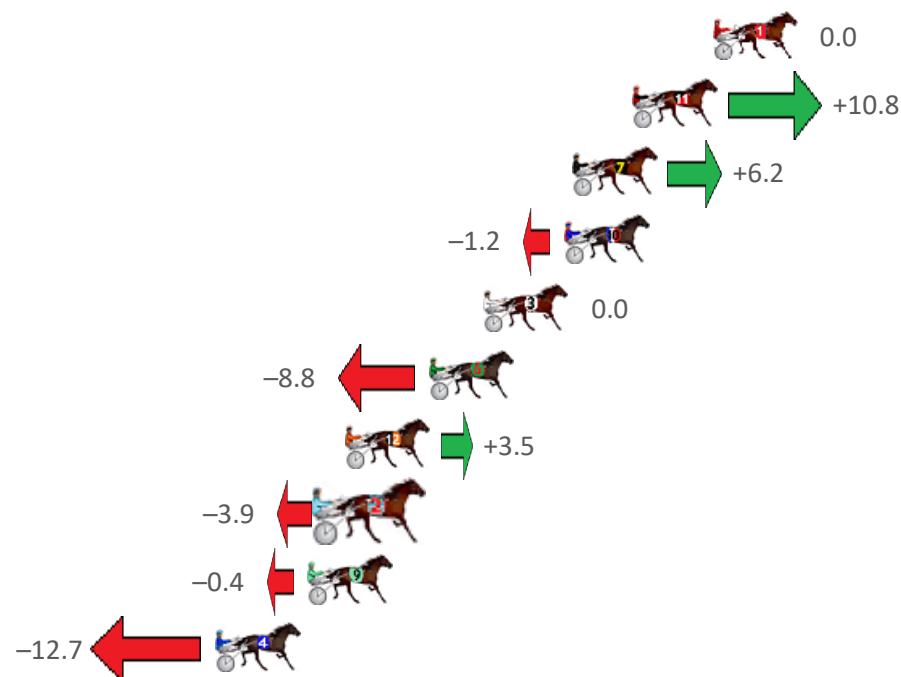
Gloucester Park Race 7 Distance 2130m

Tuesday, 27 June 2023

Gross Time: 2:40.60 MileRate: 2:01.30 LeadTime: 38.40s First Qtr: 32.00s Second Qtr: 30.90s Third Qtr: 29.30s Fourth Qtr: 30.00s

NoHorse	Plc	Mar	800 Posi	400 Posi	Time	3rd Qtr	4th Qtr
1 BILLY TO THE MAX	1	0.0m	0.0m (0)	0.0m (0)	2:40.60	29.30s	30.00s
11 DANCE STEPS	2	3.2m	14.0m (0)	13.0m (0)	2:40.85	29.24s	29.29s
7 JOLTED CHARM	3	5.6m	11.8m (2)	4.1m (2)	2:41.04	28.74s	30.14s
10 PINK PARADE	4	5.9m	4.7m (0)	4.1m (0)	2:41.06	29.26s	30.16s
3 IDEAL IVANA	5	9.1m	9.1m (0)	8.4m (0)	2:41.32	29.26s	30.10s
6 UNEARTHED	6	11.3m	2.5m (1)	3.3m (1)	2:41.49	29.36s	30.65s
12 AMERICAN DUTCHES	7	14.6m	18.1m (2)	12.3m (2)	2:41.75	28.88s	30.24s
2 SHES A LUCKY PENN	8	15.4m	11.5m (1)	12.2m (1)	2:41.81	29.36s	30.31s
9 ADVANCE STRIKE	9	16.1m	15.7m (1)	16.6m (1)	2:41.87	29.38s	30.04s
4 BILLIE JOE STAR	10	19.8m	7.1m (1)	8.2m (1)	2:42.16	29.38s	30.95s

Finish Position and metres gained from 800m



PJ Harness Analyser

Sectional Analysis Software – Not just a formguide!

www.facebook.com/PJHarnessRacing



RISE Digital, Harness Racing Australia nor the provider accepts any responsibility for the completeness or accuracy of any of the information contained herein, and makes no representations about its suitability for any particular purpose. Users should make their own judgements about those matters and/or seek independent advice. You assume all risks associated with use of data provided on this page

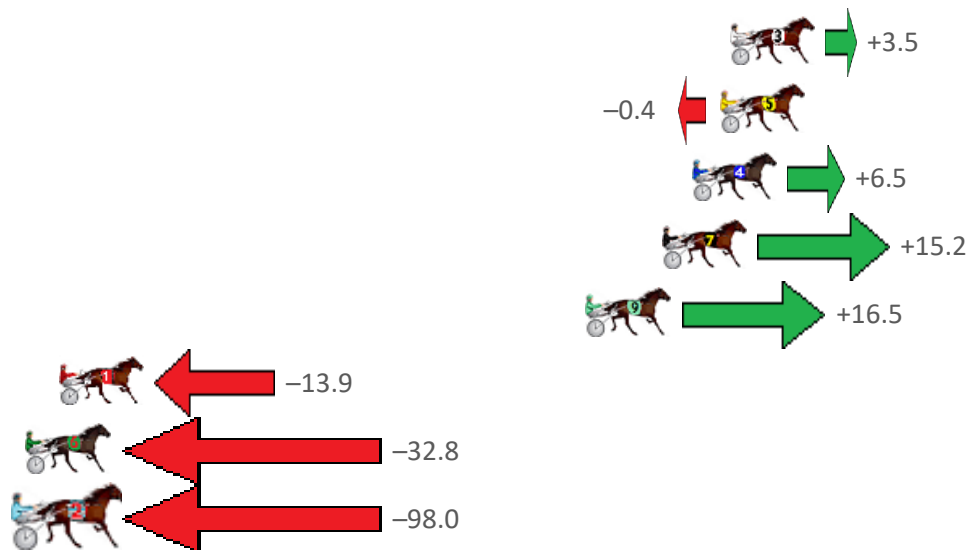
Gloucester Park Race 8 Distance 2503m

Tuesday, 27 June 2023

Gross Time: 3:16.90 MileRate: 2:06.60 LeadTime: 72.90s First Qtr: 32.20s Second Qtr: 31.60s Third Qtr: 30.10s Fourth Qtr: 30.10s

NoHorse	Plc	Mar	800 Posi	400 Posi	Time	3rd Qtr	4th Qtr
3 THATS NOT MY GAIT	1	0.0m	3.5m (1)	1.1m (1)	3:16.90	29.92s	30.02s
5 SKY EAGLE	2	0.4m	0.0m (0)	0.0m (0)	3:16.93	30.10s	30.13s
4 ABUNDANCE	3	1.5m	8.0m (0)	5.1m (1)	3:17.02	29.88s	29.84s
7 LUVAF LAIR	4	2.7m	17.9m (0)	9.7m (1)	3:17.11	29.48s	29.59s
9 MAJESTIC COURTNE	5	5.7m	22.2m (0)	12.6m (0)	3:17.35	29.38s	29.61s
1 PADDY PANTS	6	26.7m	12.8m (0)	7.5m (0)	3:19.00	29.70s	31.64s
6 WESTLAND PEAK	7	36.0m	3.2m (2)	11.3m (2)	3:19.74	30.70s	32.09s
2 BONNIE RAE	8	135.7m	37.7m (0)	89.8m (0)	3:27.60	34.00s	34.08s

Finish Position and metres gained from 800m



PJ Harness Analyser

Sectional Analysis Software – Not just a formguide!

www.facebook.com/PJHarnessRacing



RISE Digital, Harness Racing Australia nor the provider accepts any responsibility for the completeness or accuracy of any of the information contained herein, and makes no representations about its suitability for any particular purpose. Users should make their own judgements about those matters and/or seek independent advice. You assume all risks associated with use of data provided on this page


Gloucester Park Race 9 Distance 2130m

Tuesday, 27 June 2023

Gross Time: 2:37.10 MileRate: 1:58.70 LeadTime: 37.30s First Qtr: 29.70s Second Qtr: 30.40s Third Qtr: 31.00s Fourth Qtr: 28.70s

NoHorse	Plc	Mar	800 Posi	400 Posi	Time	3rd Qtr	4th Qtr
5 PELIGROSO	1	0.0m	0.0m (0)	0.0m (0)	2:37.10	31.00s	28.70s
8 APOLOGIZE	2	4.6m	9.8m (1)	9.2m (2)	2:37.45	30.94s	28.36s
4 HURRICANETOM	3	12.5m	8.2m (0)	8.4m (0)	2:38.04	31.00s	29.02s
10 TEPELO STAR	4	21.3m	12.4m (0)	12.9m (0)	2:38.70	31.02s	29.34s
1 DWAYNE	5	22.2m	4.5m (0)	4.6m (0)	2:38.77	31.00s	30.03s
7 HESACHARMER	6	26.1m	20.7m (0)	18.1m (2)	2:39.07	30.78s	29.32s
3 ONLY FIVE STARZZZ	7	28.8m	25.4m (0)	19.1m (0)	2:39.27	30.50s	29.45s
11 TRITTRITTBANGBAN	8	29.3m	5.6m (1)	4.9m (1)	2:39.31	30.94s	30.55s
12 JUST ROC	9	32.7m	16.7m (0)	17.3m (1)	2:39.56	31.02s	29.88s
6 STELLA MAJOR	10	33.9m	14.0m (1)	13.8m (2)	2:39.65	30.96s	30.23s
2 JILLIBY JAKE	11	65.6m	0.8m (1)	9.2m (1)	2:42.04	31.62s	32.96s

Finish Position and metres gained from 800m



PJ Harness Analyser
Sectional Analysis Software – Not just a formguide!

www.facebook.com/PJHarnessRacing



RISE Digital, Harness Racing Australia nor the provider accepts any responsibility for the completeness or accuracy of any of the information contained herein, and makes no representations about its suitability for any particular purpose. Users should make their own judgements about those matters and/or seek independent advice. You assume all risks associated with use of data provided on this page

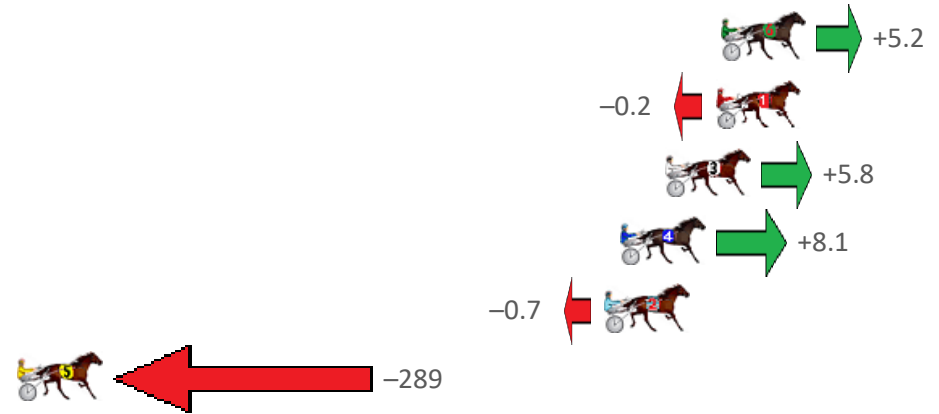
Gloucester Park Race 10 Distance 1730m

Tuesday, 27 June 2023

Gross Time: 2:11.00 MileRate: 2:01.90 LeadTime: 8.20s First Qtr: 32.90s Second Qtr: 31.50s Third Qtr: 29.20s Fourth Qtr: 29.20s

NoHorse	Plc	Mar	800 Posi	400 Posi	Time	3rd Qtr	4th Qtr
6 CHILLI PUNTER	1	0.0m	5.2m (1)	2.5m (1)	2:11.00	29.00s	29.02s
1 RYDER ROSE	2	0.2m	0.0m (0)	0.0m (0)	2:11.02	29.20s	29.22s
3 DEKLA DIVA	3	2.2m	8.0m (0)	6.4m (1)	2:11.17	29.08s	28.91s
4 TERASITA	4	4.0m	12.1m (0)	9.1m (0)	2:11.31	28.98s	28.85s
2 LUNETTA	5	4.6m	3.9m (0)	4.1m (0)	2:11.35	29.22s	29.25s
5 RELATIVELY ARMA	6	299.8m	11.3m (1)	198.4m (1)	2:33.96	42.78s	37.76s

Finish Position and metres gained from 800m



PJ Harness Analyser
Sectional Analysis Software – Not just a formguide!

www.facebook.com/PJHarnessRacing



RISE Digital, Harness Racing Australia nor the provider accepts any responsibility for the completeness or accuracy of any of the information contained herein, and makes no representations about its suitability for any particular purpose. Users should make their own judgements about those matters and/or seek independent advice. You assume all risks associated with use of data provided on this page