

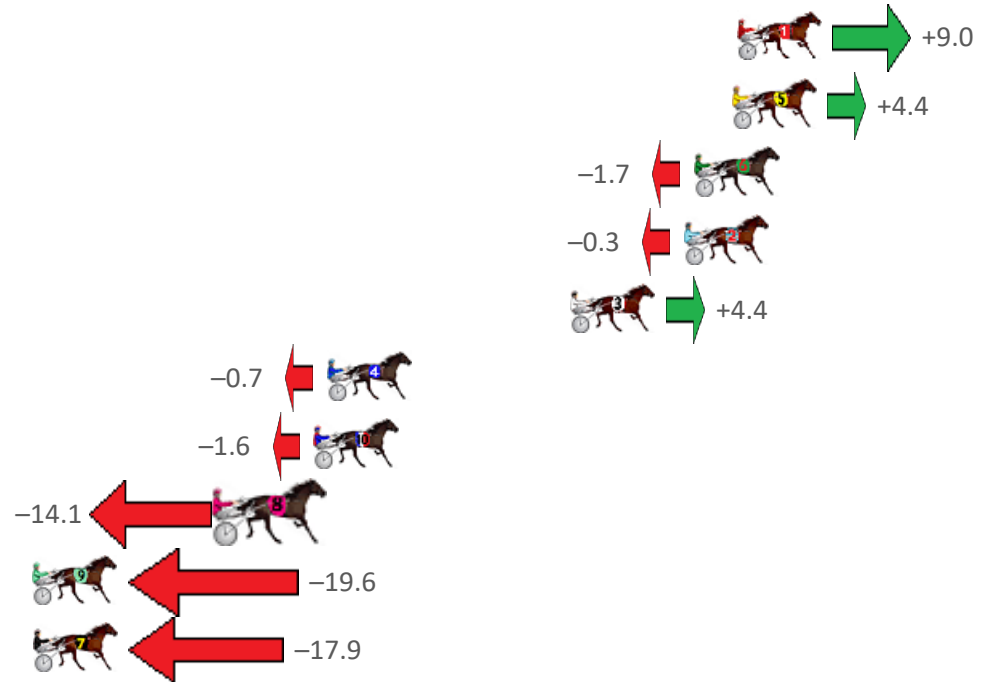
Northam Race 1 Distance 2190m

Saturday, 10 June 2023

Gross Time: 2:45.50 MileRate: 2:01.60 LeadTime: 42.80s First Qtr: 31.20s Second Qtr: 30.50s Third Qtr: 29.70s Fourth Qtr: 31.30s

NoHorse	Plc	Mar	800 Posi	400 Posi	Time	3rd Qtr	4th Qtr
1 ALTA EGO	1	0.0m	9.0m (0)	8.4m (0)	2:45.50	29.67s	30.65s
5 ELEPHANT ROCK	2	0.2m	4.6m (0)	4.0m (0)	2:45.52	29.66s	31.00s
6 CHASING COOPER	3	1.7m	0.0m (0)	0.0m (0)	2:45.64	29.70s	31.43s
2 PACIFIC EAGLE	4	2.1m	1.8m (1)	1.4m (1)	2:45.67	29.67s	31.35s
3 SPEEDING STAR	5	6.6m	11.0m (2)	8.2m (2)	2:46.04	29.49s	31.18s
4 ROLLYOUROWN	6	16.3m	15.6m (1)	17.4m (2)	2:46.83	29.84s	31.21s
10 SAVE THIS DANCE	7	16.8m	15.2m (2)	12.6m (2)	2:46.87	29.49s	31.63s
8 OBSERVATION	8	20.3m	6.2m (1)	6.6m (1)	2:47.16	29.70s	32.37s
9 THIRTYTHREE TRICKS	9	30.2m	10.6m (1)	15.2m (1)	2:47.97	30.02s	32.47s
7 READY TO ATTACK	10	32.5m	14.6m (0)	18.6m (0)	2:48.16	29.98s	32.38s

Finish Position and metres gained from 800m





PJ Harness Analyser

Sectional Analysis Software - Not just a formguide!

www.facebook.com/PJHarnessRacing



RISE Digital, Harness Racing Australia nor the provider accepts any responsibility for the completeness or accuracy of any of the information contained herein, and makes no representations about its suitability for any particular purpose. Users should make their own judgements about those matters and/or seek independent advice. You assume all risks associated with use of data provided on this page

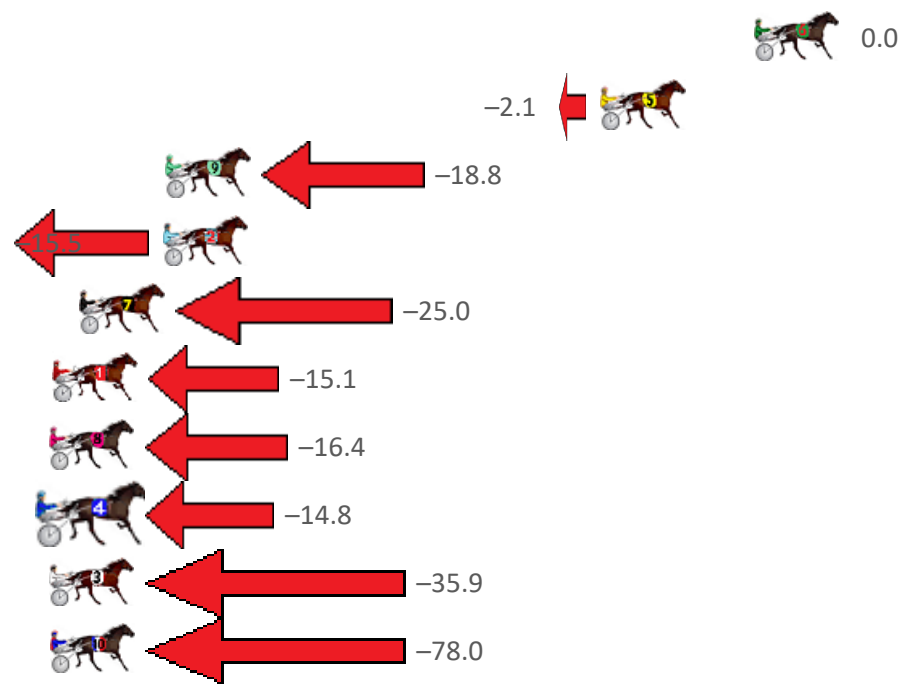
Northam Race 2 Distance 2190m

Saturday, 10 June 2023

Gross Time: 2:41.90 MileRate: 1:59.00 LeadTime: 41.80s First Qtr: 32.00s Second Qtr: 31.20s Third Qtr: 28.50s Fourth Qtr: 28.40s

NoHorse	Plc	Mar	800 Posi	400 Posi	Time	3rd Qtr	4th Qtr
6 ALL IS WELL	1	0.0m	0.0m (0)	0.0m (0)	2:41.90	28.50s	28.40s
5 DAZZLING JEWEL	2	6.1m	4.0m (0)	4.0m (0)	2:42.36	28.50s	28.55s
9 LOUIE LEBEAU	3	23.4m	4.6m (1)	11.2m (1)	2:43.65	28.97s	29.26s
2 LUKES MISTAKE	4	23.5m	8.0m (0)	10.8m (0)	2:43.65	28.70s	29.30s
7 CHERRY ON THE CAK	5	26.8m	1.8m (2)	0.2m (1)	2:43.90	28.39s	30.28s
1 HES THUNDER	6	27.9m	12.8m (0)	16.8m (0)	2:43.98	28.78s	29.18s
8 TORREVEAN AMY	7	30.0m	13.6m (1)	19.2m (3)	2:44.14	28.90s	29.16s
4 MOLIMO	8	32.2m	17.4m (0)	25.4m (0)	2:44.30	29.07s	28.88s
3 DREAMS OF VALHAL	9	45.1m	9.2m (1)	19.6m (2)	2:45.26	29.24s	30.20s
10 ILLEGAL ACT	10	78.4m	0.4m (1)	18.6m (1)	2:47.75	29.79s	32.62s

Finish Position and metres gained from 800m



PJ Harness Analyser

Sectional Analysis Software - Not just a formguide!

www.facebook.com/PJHarnessRacing

RISE Digital, Harness Racing Australia nor the provider accepts any responsibility for the completeness or accuracy of any of the information contained herein, and makes no representations about its suitability for any particular purpose. Users should make their own judgements about those matters and/or seek independent advice. You assume all risks associated with use of data provided on this page

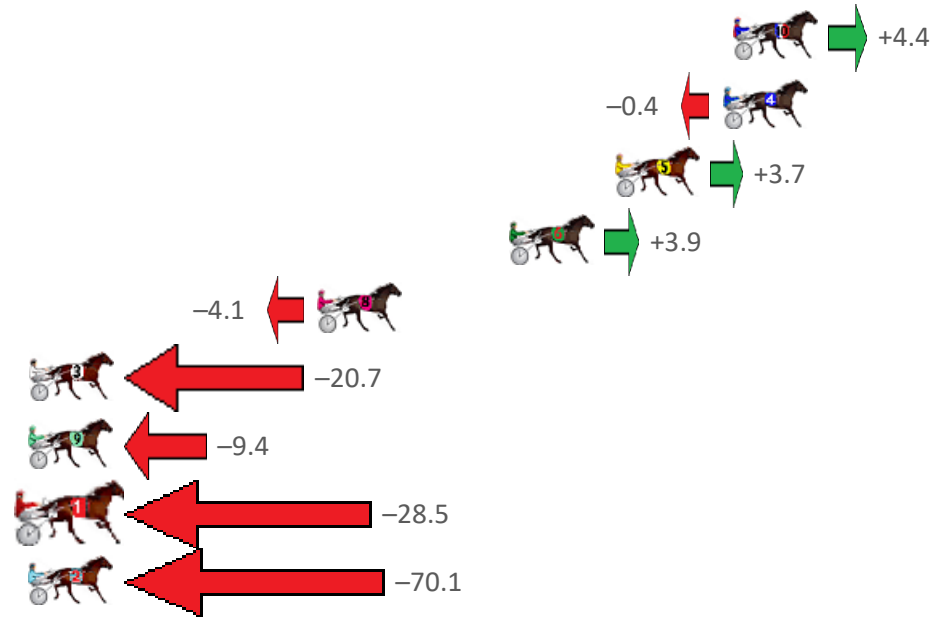
Northam Race 3 Distance 2190m

Saturday, 10 June 2023

Gross Time: 2:40.70 MileRate: 1:58.10 LeadTime: 41.70s First Qtr: 30.40s Second Qtr: 29.70s Third Qtr: 28.80s Fourth Qtr: 30.10s

NoHorse	Plc	Mar	800 Posi	400 Posi	Time	3rd Qtr	4th Qtr
10 ME FLASH	1	0.0m	4.4m (1)	2.4m (1)	2:40.70	28.66s	29.92s
4 DIAMONDSONTHEBE	2	0.4m	0.0m (0)	0.0m (0)	2:40.73	28.80s	30.13s
5 COHLIN	3	4.7m	8.4m (1)	9.8m (1)	2:41.07	28.91s	29.72s
6 SWEET VIVIENNE	4	8.9m	12.8m (1)	13.8m (1)	2:41.40	28.88s	29.73s
8 BETTER THAN MINT	5	16.5m	12.4m (2)	10.6m (2)	2:42.00	28.66s	30.54s
3 BELLS FOOL	6	29.1m	8.4m (0)	15.4m (0)	2:42.99	29.29s	31.13s
9 SPORTS CENTRAL	7	31.6m	22.2m (0)	24.0m (1)	2:43.19	28.92s	30.67s
1 STARS OF GOLD	8	32.9m	4.4m (0)	11.0m (0)	2:43.29	29.25s	31.74s
2 MISTER PICCOLO	9	87.1m	17.0m (0)	24.0m (0)	2:47.57	29.21s	34.82s

Finish Position and metres gained from 800m





PJ Harness Analyser

Sectional Analysis Software - Not just a formguide!

www.facebook.com/PJHarnessRacing



RISE Digital, Harness Racing Australia nor the provider accepts any responsibility for the completeness or accuracy of any of the information contained herein, and makes no representations about its suitability for any particular purpose. Users should make their own judgements about those matters and/or seek independent advice. You assume all risks associated with use of data provided on this page

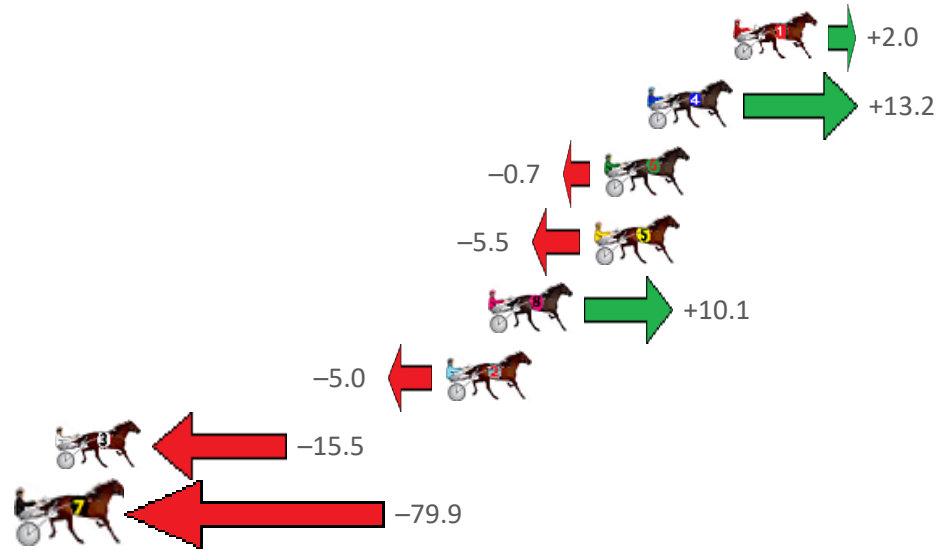
Northam Race 4 Distance 2190m

Saturday, 10 June 2023

Gross Time: 2:41.20 MileRate: 1:58.50 LeadTime: 42.50s First Qtr: 30.40s Second Qtr: 29.10s Third Qtr: 28.70s Fourth Qtr: 30.50s

NoHorse	Plc	Mar	800 Posi	400 Posi	Time	3rd Qtr	4th Qtr
1 CYCLONE CHARLOTT	1	0.0m	2.0m (0)	0.0m (0)	2:41.20	28.55s	30.50s
4 KEPTAIN COURAGEO	2	3.4m	16.6m (1)	10.8m (1)	2:41.47	28.29s	29.94s
6 FEELING ACES	3	5.1m	4.4m (1)	6.8m (1)	2:41.61	28.88s	30.37s
5 TUX AND TAILS	4	5.5m	0.0m (1)	2.6m (1)	2:41.64	28.88s	30.72s
8 ZYANYA	5	9.7m	19.8m (0)	18.4m (1)	2:41.97	28.62s	29.84s
2 BAZZA MAC	6	11.4m	6.4m (0)	6.4m (0)	2:42.11	28.69s	30.88s
3 BATAVIA STREAMLIN	7	26.9m	11.4m (1)	12.6m (0)	2:43.35	28.76s	31.58s
7 THE NOTORIOUS ON	8	94.7m	14.8m (0)	40.0m (0)	2:48.76	30.43s	34.65s

Finish Position and metres gained from 800m





PJ Harness Analyser

Sectional Analysis Software - Not just a formguide!

www.facebook.com/PJHarnessRacing



RISE Digital, Harness Racing Australia nor the provider accepts any responsibility for the completeness or accuracy of any of the information contained herein, and makes no representations about its suitability for any particular purpose. Users should make their own judgements about those matters and/or seek independent advice. You assume all risks associated with use of data provided on this page

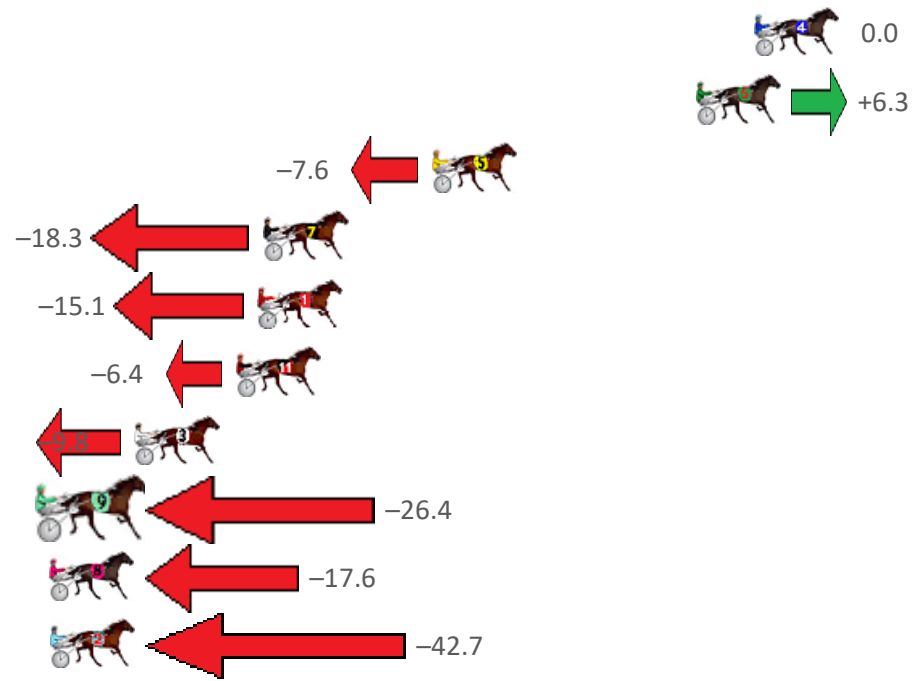
Northam Race 5 Distance 2560m

Saturday, 10 June 2023

Gross Time: 3:11.70 MileRate: 2:00.50 LeadTime: 75.30s First Qtr: 30.20s Second Qtr: 28.60s Third Qtr: 28.10s Fourth Qtr: 29.50s

NoHorse	Plc	Mar	800 Posi	400 Posi	Time	3rd Qtr	4th Qtr
4 ARDENS HORIZON	1	0.0m	0.0m (0)	0.0m (0)	3:11.70	28.10s	29.50s
6 CARABAO	2	2.3m	8.6m (0)	13.6m (1)	3:11.88	28.48s	28.67s
5 BRICKIES DREAM	3	12.8m	5.2m (1)	8.6m (2)	3:12.69	28.34s	29.81s
7 TAKING THE MIKI	4	19.5m	1.2m (1)	7.2m (1)	3:13.21	28.51s	30.40s
1 CALL TO ARMS	5	19.7m	4.6m (0)	10.4m (0)	3:13.22	28.50s	30.18s
11 BABYFACE ADDA	6	20.6m	14.2m (1)	19.2m (2)	3:13.29	28.46s	29.60s
3 JILL MACH	7	24.6m	14.8m (0)	16.8m (0)	3:13.60	28.23s	30.07s
9 HENRIK LARSSON	8	35.8m	9.4m (1)	14.2m (2)	3:14.47	28.41s	31.08s
8 TROOPINGOFTHECO	9	36.6m	19.0m (0)	21.0m (1)	3:14.53	28.22s	30.64s
2 BREWERY LANE	10	68.3m	25.6m (0)	40.0m (0)	3:16.98	29.08s	31.58s

Finish Position and metres gained from 800m





PJ Harness Analyser

Sectional Analysis Software - Not just a formguide!

www.facebook.com/PJHarnessRacing



RISE Digital, Harness Racing Australia nor the provider accepts any responsibility for the completeness or accuracy of any of the information contained herein, and makes no representations about its suitability for any particular purpose. Users should make their own judgements about those matters and/or seek independent advice. You assume all risks associated with use of data provided on this page

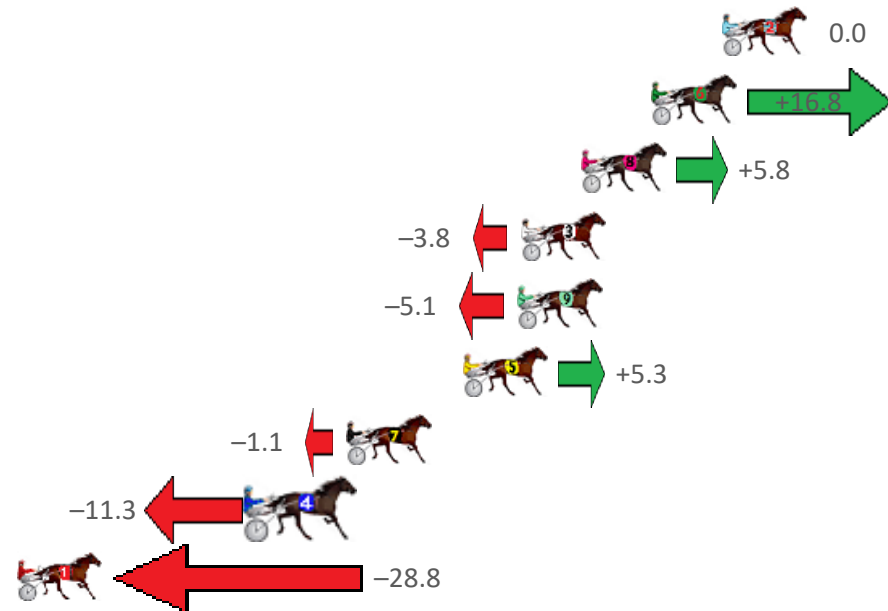
Northam Race 6 Distance 2190m

Saturday, 10 June 2023

Gross Time: 2:46.90 MileRate: 2:02.60 LeadTime: 47.10s First Qtr: 31.30s Second Qtr: 30.20s Third Qtr: 28.90s Fourth Qtr: 29.40s

NoHorse	Plc	Mar	800 Posi	400 Posi	Time	3rd Qtr	4th Qtr
2 SEAGRASS	1	0.0m	0.0m (0)	0.0m (0)	2:46.90	28.90s	29.40s
6 JACKIE DANIELS	2	2.8m	19.6m (1)	5.2m (2)	2:47.12	27.86s	29.22s
8 OUR LADY JEN	3	5.6m	11.4m (1)	11.2m (2)	2:47.33	28.89s	28.99s
3 ALLAGLOW	4	8.0m	4.2m (0)	4.2m (0)	2:47.52	28.90s	29.68s
9 PUREST COPPER	5	8.1m	3.0m (1)	3.6m (1)	2:47.52	28.94s	29.73s
5 BONNIE PAULINE	6	10.3m	15.6m (1)	16.4m (1)	2:47.69	28.96s	28.95s
7 MORISSETTE	7	14.9m	13.8m (0)	20.8m (0)	2:48.05	29.41s	28.97s
4 FEELING EMPATHY	8	18.5m	7.2m (1)	7.8m (1)	2:48.33	28.94s	30.18s
1 OUR MIDNIGHT DA	9	38.4m	9.6m (0)	16.8m (0)	2:49.86	29.41s	30.98s

Finish Position and metres gained from 800m





PJ Harness Analyser

Sectional Analysis Software - Not just a formguide!

www.facebook.com/PJHarnessRacing



RISE Digital, Harness Racing Australia nor the provider accepts any responsibility for the completeness or accuracy of any of the information contained herein, and makes no representations about its suitability for any particular purpose. Users should make their own judgements about those matters and/or seek independent advice. You assume all risks associated with use of data provided on this page


Northam Race 7 Distance 2190m

Saturday, 10 June 2023

Gross Time: 2:43.80 MileRate: 2:00.40 LeadTime: 42.30s First Qtr: 30.90s Second Qtr: 30.70s Third Qtr: 29.30s Fourth Qtr: 30.60s

NoHorse	Plc	Mar	800 Posi	400 Posi	Time	3rd Qtr	4th Qtr
2 LETS ROCK TONIGHT	1	0.0m	0.8m (1)	0.0m (1)	2:43.80	29.24s	30.60s
3 BELONERO	2	1.7m	0.0m (0)	0.4m (0)	2:43.94	29.33s	30.70s
9 AMERICAN ROCK	3	4.9m	10.4m (1)	11.0m (2)	2:44.19	29.35s	30.14s
1 ANOTHER MOUSE	4	9.4m	4.2m (0)	5.4m (0)	2:44.55	29.38s	30.90s
7 TIGER TOAST	5	11.3m	8.8m (0)	9.8m (0)	2:44.70	29.37s	30.71s
4 MISTER RIGGERS	6	17.2m	15.2m (1)	18.2m (1)	2:45.18	29.52s	30.52s
6 THE FREELANCER	7	20.9m	18.0m (0)	22.8m (1)	2:45.47	29.66s	30.46s
5 KRAKKA LIGHTNING	8	21.9m	19.6m (1)	21.4m (2)	2:45.55	29.43s	30.64s
10 MARCOTTI	9	43.5m	13.8m (0)	19.2m (0)	2:47.28	29.66s	32.45s
8 BOSTON ROB	10	44.8m	6.2m (1)	7.4m (1)	2:47.39	29.33s	33.45s

Finish Position and metres gained from 800m



PJ Harness Analyser

Sectional Analysis Software - Not just a formguide!

www.facebook.com/PJHarnessRacing

