

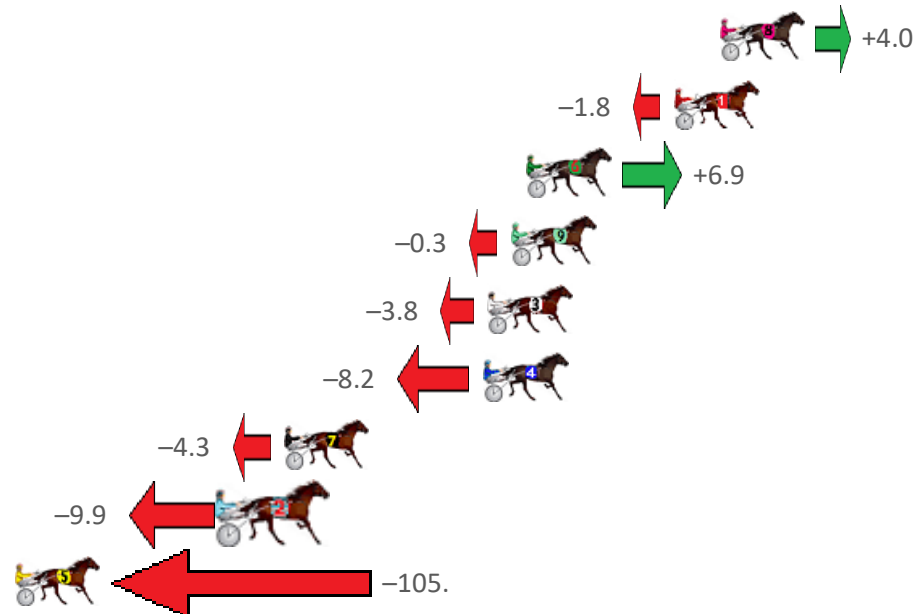
# Pinjarra Race 1 Distance 1684m

Monday, 5 June 2023

Gross Time: 2:08.50 MileRate: 2:02.80 LeadTime: 5.70s First Qtr: 31.00s Second Qtr: 32.10s Third Qtr: 30.80s Fourth Qtr: 28.90s

NoHorse	Plc	Mar	800 Posi	400 Posi	Time	3rd Qtr	4th Qtr
8 IN A WINK	1	0.0m	4.0m (0)	4.0m (0)	2:08.50	30.79s	28.61s
1 ON THE BACK FOOT	2	1.8m	0.0m (0)	0.0m (0)	2:08.64	30.80s	29.03s
6 BROUGHT TO LIGHT	3	7.7m	14.6m (1)	23.0m (1)	2:09.08	31.39s	27.80s
9 STAR OF THE GALAX	4	8.3m	8.0m (0)	8.0m (0)	2:09.13	30.80s	28.92s
3 PHILTHEJUG	5	9.2m	5.4m (1)	4.4m (1)	2:09.20	30.74s	29.24s
4 HOT ROCKEFELLER	6	9.4m	1.2m (1)	0.4m (1)	2:09.21	30.76s	29.55s
7 USAIN	7	17.3m	13.0m (0)	10.8m (1)	2:09.81	30.65s	29.37s
2 HURRICANE JOY	8	19.5m	9.6m (1)	5.2m (2)	2:09.98	30.51s	29.93s
5 FROM TIGERLAND	9	245.4m	140.0m (0)	180.0m (0)	2:27.11	33.92s	33.60s

Finish Position and metres gained from 800m



## PJ Harness Analyser

Sectional Analysis Software - Not just a formguide!

[www.facebook.com/PJHarnessRacing](http://www.facebook.com/PJHarnessRacing)




# Pinjarra Race 2 Distance 2185m

Monday, 5 June 2023

Gross Time: 2:45.80 MileRate: 2:02.10 LeadTime: 41.80s First Qtr: 31.50s Second Qtr: 30.20s Third Qtr: 30.80s Fourth Qtr: 31.50s

NoHorse	Plc	Mar	800 Posi	400 Posi	Time	3rd Qtr	4th Qtr
12 BONNIE PAULINE	1	0.0m	16.2m (1)	8.4m (3)	2:45.80	30.20s	30.84s
4 CERIGNOLA	2	2.5m	0.0m (0)	0.0m (0)	2:46.01	30.80s	31.70s
1 LADYTWO	3	19.0m	11.4m (0)	11.4m (2)	2:47.36	30.79s	32.10s
3 ARKAMARA STAR	4	20.8m	7.6m (1)	7.8m (1)	2:47.51	30.80s	32.52s
11 HAVING FUN	5	31.5m	3.2m (1)	3.6m (1)	2:48.39	30.81s	33.68s
7 GRACES STAR	6	34.5m	30.4m (1)	20.8m (1)	2:48.64	30.04s	32.57s
10 ESCAPEFROMREALIT	7	45.9m	21.6m (0)	33.0m (1)	2:49.58	31.67s	32.51s
9 DREAM CONTROL	8	48.3m	11.4m (1)	6.8m (2)	2:49.78	30.41s	34.75s
2 ARMA WARRIOR	9	68.7m	7.2m (0)	9.2m (0)	2:51.45	30.90s	36.16s
8 LUCY HELEN	10	80.8m	17.6m (0)	31.0m (0)	2:52.45	31.79s	35.40s
5 CONSTELLATIONJEW	11	88.8m	20.4m (1)	18.2m (0)	2:53.11	30.57s	37.03s
6 TIFFANY ROBYNE	12	92.2m	28.0m (0)	44.0m (0)	2:53.39	32.00s	35.27s

Finish Position and metres gained from 800m





## PJ Harness Analyser

Sectional Analysis Software - Not just a formguide!

[www.facebook.com/PJHarnessRacing](http://www.facebook.com/PJHarnessRacing)



RISE Digital, Harness Racing Australia nor the provider accepts any responsibility for the completeness or accuracy of any of the information contained herein, and makes no representations about its suitability for any particular purpose. Users should make their own judgements about those matters and/or seek independent advice. You assume all risks associated with use of data provided on this page

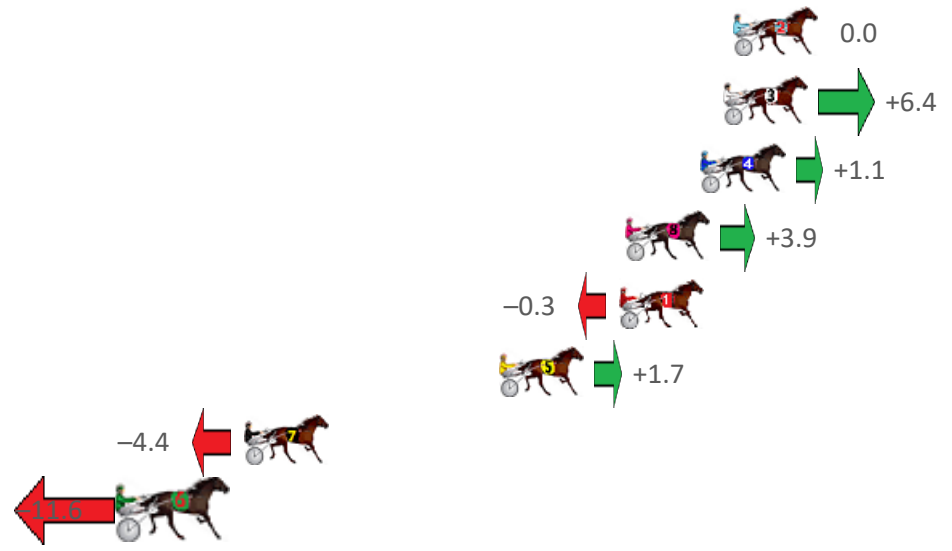
# Pinjarra Race 3 Distance 1684m

Monday, 5 June 2023

Gross Time: 2:04.70 MileRate: 1:59.20 LeadTime: 5.30s First Qtr: 30.20s Second Qtr: 31.40s Third Qtr: 29.20s Fourth Qtr: 28.60s

NoHorse	Plc	Mar	800 Posi	400 Posi	Time	3rd Qtr	4th Qtr
2 ELSAMAY	1	0.0m	0.0m (0)	0.0m (0)	2:04.70	29.20s	28.60s
3 TOO BEE WATCHING	2	0.4m	6.8m (1)	4.8m (2)	2:04.73	29.05s	28.29s
4 CHERRY ON THE CAK	3	1.3m	2.4m (1)	1.2m (1)	2:04.80	29.11s	28.61s
8 ROCKIN THE TREND	4	4.3m	8.2m (0)	8.0m (0)	2:05.02	29.18s	28.34s
1 SISTER ACT	5	4.5m	4.2m (0)	4.0m (0)	2:05.04	29.19s	28.64s
5 CYNTHIA MAE	6	9.3m	11.0m (1)	9.6m (1)	2:05.40	29.10s	28.58s
7 HOMECOMING QUE	7	19.4m	15.0m (1)	14.8m (1)	2:06.16	29.19s	28.93s
6 SHAKIRA BLUE	8	24.0m	12.4m (0)	13.2m (0)	2:06.50	29.27s	29.37s

## Finish Position and metres gained from 800m





## PJ Harness Analyser

*Sectional Analysis Software - Not just a formguide!*

[www.facebook.com/PJHarnessRacing](http://www.facebook.com/PJHarnessRacing)



RISE Digital, Harness Racing Australia nor the provider accepts any responsibility for the completeness or accuracy of any of the information contained herein, and makes no representations about its suitability for any particular purpose. Users should make their own judgements about those matters and/or seek independent advice. You assume all risks associated with use of data provided on this page

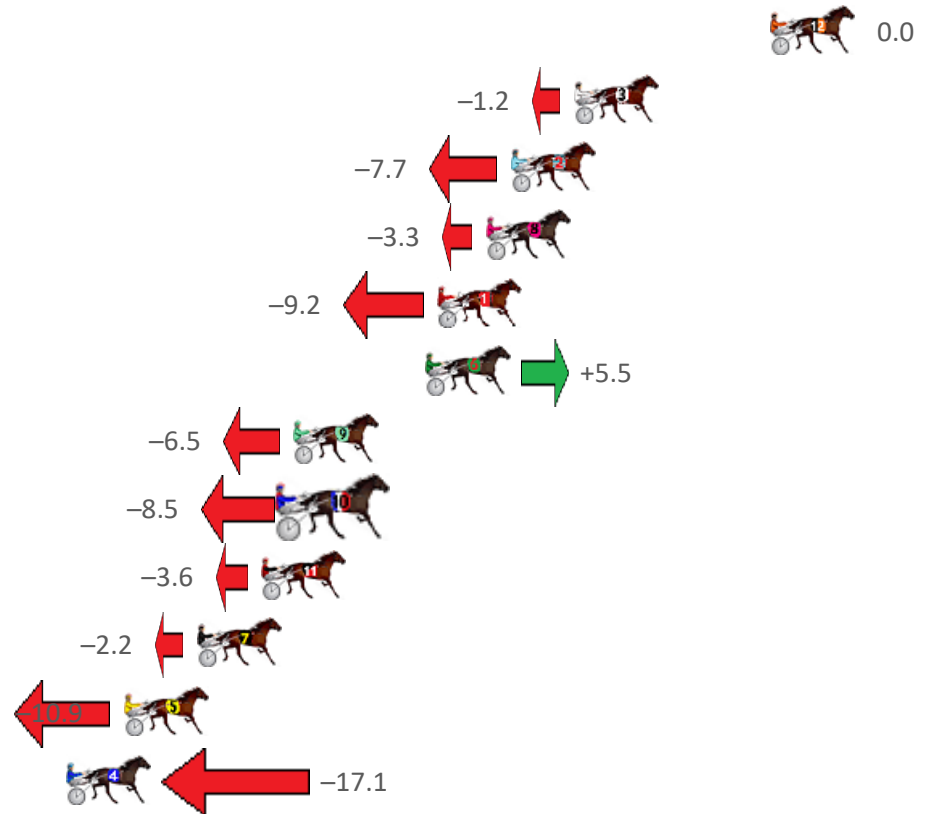
# Pinjarra Race 4 Distance 2185m

Monday, 5 June 2023

Gross Time: 2:44.70 MileRate: 2:01.30 LeadTime: 44.50s First Qtr: 31.20s Second Qtr: 31.00s Third Qtr: 29.80s Fourth Qtr: 28.20s

NoHorse	Plc	Mar	800 Posi	400 Posi	Time	3rd Qtr	4th Qtr
12 HES NEVER BEEN BE	1	0.0m	0.0m (0)	0.0m (0)	2:44.70	29.80s	28.20s
3 THE BEAUDSTER	2	7.8m	6.6m (1)	6.6m (2)	2:45.28	29.80s	28.28s
2 COLORADO BANNER	3	10.3m	2.6m (1)	2.6m (1)	2:45.46	29.82s	28.74s
8 ADVANTAGE	4	11.3m	8.0m (0)	8.6m (0)	2:45.54	29.85s	28.39s
1 SOHO CONFIDENTIA	5	13.2m	4.0m (0)	4.2m (0)	2:45.68	29.83s	28.83s
6 HEAVENLY WAGE	6	13.7m	19.2m (1)	9.0m (3)	2:45.72	29.07s	28.53s
9 HES THUNDER	7	18.9m	12.4m (0)	13.2m (0)	2:46.10	29.87s	28.60s
10 LUKES MISTAKE	8	19.1m	10.6m (1)	10.6m (1)	2:46.12	29.82s	28.80s
11 THE INSIDE SCOOP	9	20.2m	16.6m (0)	18.4m (0)	2:46.20	29.93s	28.33s
7 RODGER JAMES	10	22.8m	20.6m (0)	22.4m (0)	2:46.39	29.93s	28.23s
5 ART REVIVAL	11	25.7m	14.8m (1)	15.4m (1)	2:46.60	29.86s	28.92s
4 MANGO TANGO	12	41.7m	24.6m (0)	27.2m (0)	2:47.79	30.02s	29.22s

## Finish Position and metres gained from 800m





## PJ Harness Analyser

Sectional Analysis Software - Not just a formguide!

[www.facebook.com/PJHarnessRacing](http://www.facebook.com/PJHarnessRacing)



RISE Digital, Harness Racing Australia nor the provider accepts any responsibility for the completeness or accuracy of any of the information contained herein, and makes no representations about its suitability for any particular purpose. Users should make their own judgements about those matters and/or seek independent advice. You assume all risks associated with use of data provided on this page


# Pinjarra Race 5 Distance 2185m

Monday, 5 June 2023

Gross Time: 2:40.90 MileRate: 1:58.50 LeadTime: 41.00s First Qtr: 30.00s Second Qtr: 30.80s Third Qtr: 28.70s Fourth Qtr: 30.40s

NoHorse	Plc	Mar	800 Posi	400 Posi	Time	3rd Qtr	4th Qtr
5 ARMA XFACTOR	1	0.0m	2.8m (1)	0.0m (1)	2:40.90	28.49s	30.40s
1 MISTER PICCOLO	2	2.6m	4.4m (0)	4.6m (1)	2:41.11	28.72s	30.25s
4 TIGER BY THE TAIL	3	12.2m	6.8m (1)	7.6m (2)	2:41.87	28.75s	30.75s
10 MISS SASSY	4	17.0m	19.2m (1)	19.2m (2)	2:42.25	28.70s	30.23s
9 IDEALINGOLD	5	20.1m	15.0m (1)	11.0m (3)	2:42.50	28.39s	31.09s
8 ISAIDBOO	6	20.5m	8.6m (0)	10.6m (0)	2:42.53	28.83s	31.15s
2 ME FLASH	7	28.1m	0.0m (0)	1.0m (0)	2:43.14	28.72s	32.45s
7 STEP IT UP	8	28.2m	13.0m (0)	16.6m (0)	2:43.14	28.94s	31.28s
3 SMOKEYS SHADOW	9	74.6m	11.0m (1)	16.4m (1)	2:46.84	28.97s	34.80s

Finish Position and metres gained from 800m





## PJ Harness Analyser

Sectional Analysis Software - Not just a formguide!

[www.facebook.com/PJHarnessRacing](http://www.facebook.com/PJHarnessRacing)



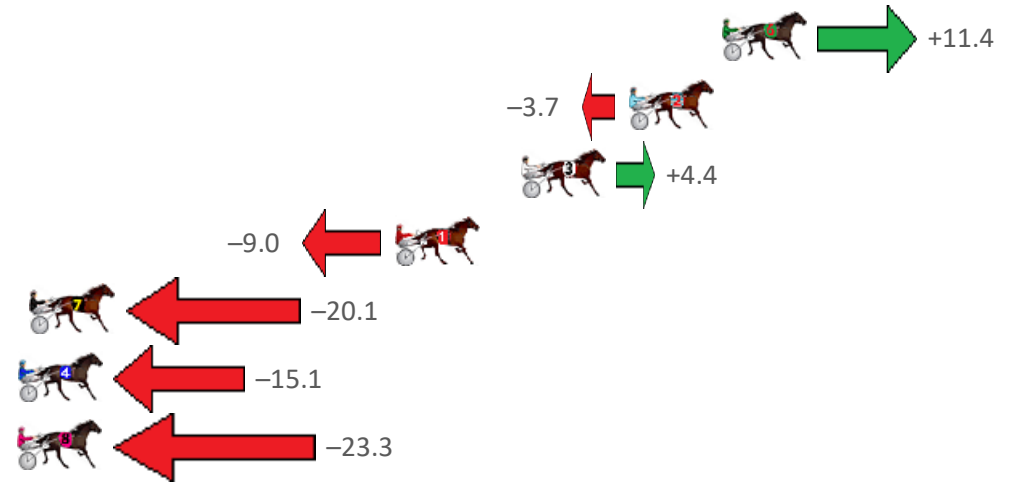
# Pinjarra Race 6 Distance 2692m

Monday, 5 June 2023

Gross Time: 3:22.20 MileRate: 2:00.90 LeadTime: 84.40s First Qtr: 31.70s Second Qtr: 29.00s Third Qtr: 28.50s Fourth Qtr: 28.60s

NoHorse	Plc	Mar	800 Posi	400 Posi	Time	3rd Qtr	4th Qtr
6 SIMPLY SHAZ	1	0.0m	11.4m (1)	9.4m (1)	3:22.20	28.36s	27.93s
2 WATCHING OUR COI	2	3.7m	0.0m (0)	0.0m (0)	3:22.48	28.50s	28.86s
3 MISS LAMARR	3	8.0m	12.4m (0)	12.6m (0)	3:22.80	28.51s	28.27s
1 ALL AUSSIE MACH	4	13.0m	4.0m (0)	4.0m (0)	3:23.18	28.50s	29.24s
7 GOLD HORSESHOE	5	27.5m	7.4m (1)	5.2m (1)	3:24.27	28.34s	30.19s
4 LITTLE BITOF FUN	6	30.7m	15.6m (1)	13.4m (1)	3:24.51	28.34s	29.83s
8 BALTIC ACE	7	31.7m	8.4m (0)	8.6m (0)	3:24.58	28.51s	30.24s

Finish Position and metres gained from 800m





## PJ Harness Analyser

Sectional Analysis Software - Not just a formguide!

[www.facebook.com/PJHarnessRacing](http://www.facebook.com/PJHarnessRacing)



RISE Digital, Harness Racing Australia nor the provider accepts any responsibility for the completeness or accuracy of any of the information contained herein, and makes no representations about its suitability for any particular purpose. Users should make their own judgements about those matters and/or seek independent advice. You assume all risks associated with use of data provided on this page



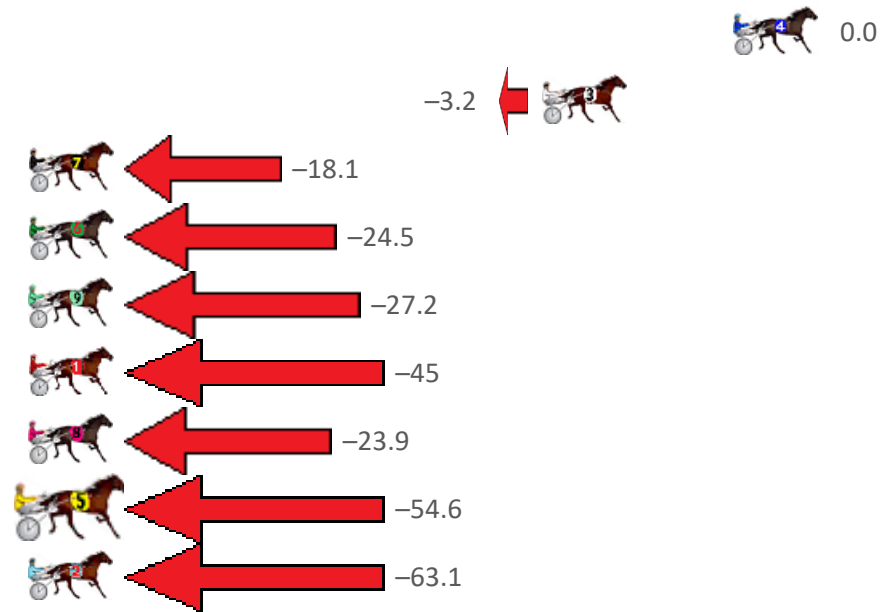
# Pinjarra Race 7 Distance 2631m

Monday, 5 June 2023

Gross Time: 3:24.00 MileRate: 2:04.80 LeadTime: 83.20s First Qtr: 32.40s Second Qtr: 29.10s Third Qtr: 30.00s Fourth Qtr: 29.30s

NoHorse	Plc	Mar	800 Posi	400 Posi	Time	3rd Qtr	4th Qtr
4 BROMWICH	1	0.0m	0.0m (0)	0.0m (0)	3:24.00	30.00s	29.30s
3 THATS NOT MY GAIT	2	7.6m	4.4m (0)	4.2m (0)	3:24.58	29.99s	29.55s
7 LUVAF LAIR	3	30.9m	12.8m (1)	12.8m (1)	3:26.37	30.02s	30.62s
6 SKY EAGLE	4	33.1m	8.6m (0)	8.6m (0)	3:26.54	30.02s	31.08s
9 MAJESTIC DREAM	5	46.4m	19.2m (1)	21.2m (1)	3:27.57	30.17s	31.14s
1 ALDEBARAN SUNDO	6	48.8m	4.6m (1)	7.2m (1)	3:27.75	30.23s	32.33s
8 TOKYO JOE	7	49.5m	25.6m (0)	24.4m (0)	3:27.80	29.93s	31.13s
5 ELISH STAR	8	63.6m	9.0m (1)	13.2m (2)	3:28.89	30.35s	32.97s
2 ONE OVER DA SON	9	75.7m	12.6m (0)	15.8m (0)	3:29.82	30.29s	33.66s

## Finish Position and metres gained from 800m





## PJ Harness Analyser

*Sectional Analysis Software - Not just a formguide!*

[www.facebook.com/PJHarnessRacing](http://www.facebook.com/PJHarnessRacing)



RISE Digital, Harness Racing Australia nor the provider accepts any responsibility for the completeness or accuracy of any of the information contained herein, and makes no representations about its suitability for any particular purpose. Users should make their own judgements about those matters and/or seek independent advice. You assume all risks associated with use of data provided on this page

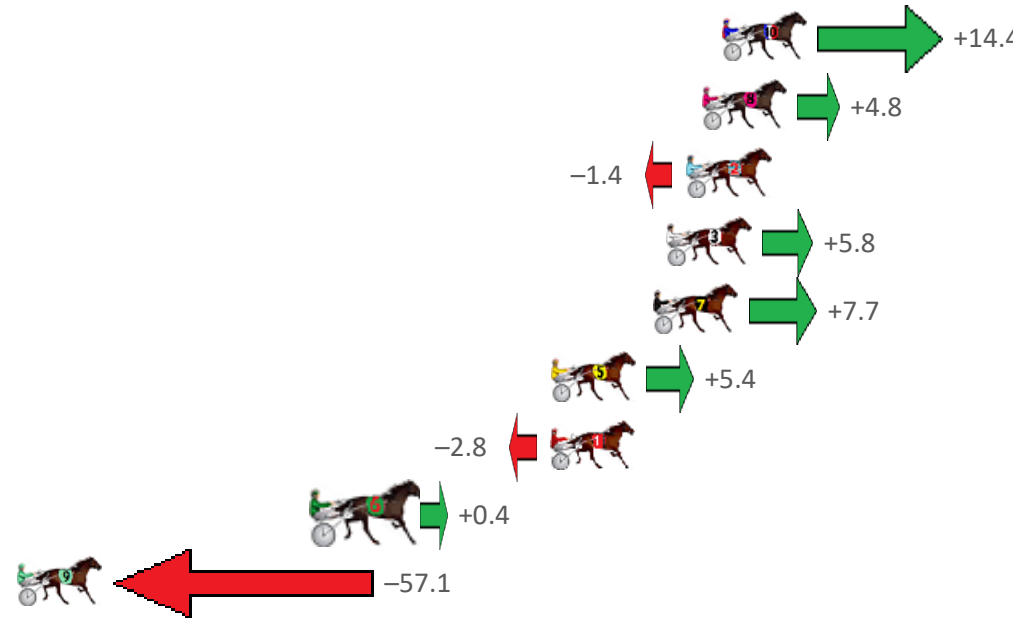
# Pinjarra Race 8 Distance 2116m

Monday, 5 June 2023

Gross Time: 2:39.20 MileRate: 1:59.40 LeadTime: 40.50s First Qtr: 30.60s Second Qtr: 29.30s Third Qtr: 29.00s Fourth Qtr: 29.80s

NoHorse	Plc	Mar	800 Posi	400 Posi	Time	3rd Qtr	4th Qtr
10 BEAT THE BANK	1	0.0m	14.4m (1)	11.2m (1)	2:39.20	28.78s	28.97s
8 CARABAO	2	0.8m	5.6m (1)	2.8m (1)	2:39.26	28.80s	29.65s
2 SKIPPYS DELIGHT	3	1.4m	0.0m (0)	0.0m (0)	2:39.31	29.00s	29.90s
3 COHLIN	4	2.2m	8.0m (0)	6.8m (1)	2:39.37	28.92s	29.46s
7 ICANBOLT	5	2.7m	10.4m (1)	7.2m (2)	2:39.41	28.77s	29.47s
5 THE FREELANCER	6	6.8m	12.2m (0)	11.0m (0)	2:39.73	28.92s	29.49s
1 HI TOMMY	7	6.8m	4.0m (0)	4.0m (0)	2:39.73	29.00s	30.01s
6 MAJOR AMIGO	8	15.8m	16.2m (0)	16.6m (1)	2:40.43	29.03s	29.74s
9 LAMANDIER	9	78.1m	21.0m (0)	45.0m (0)	2:45.30	30.72s	32.25s

Finish Position and metres gained from 800m





## PJ Harness Analyser

Sectional Analysis Software - Not just a formguide!

www.facebook.com/PJHarnessRacing



RISE Digital, Harness Racing Australia nor the provider accepts any responsibility for the completeness or accuracy of any of the information contained herein, and makes no representations about its suitability for any particular purpose. Users should make their own judgements about those matters and/or seek independent advice. You assume all risks associated with use of data provided on this page



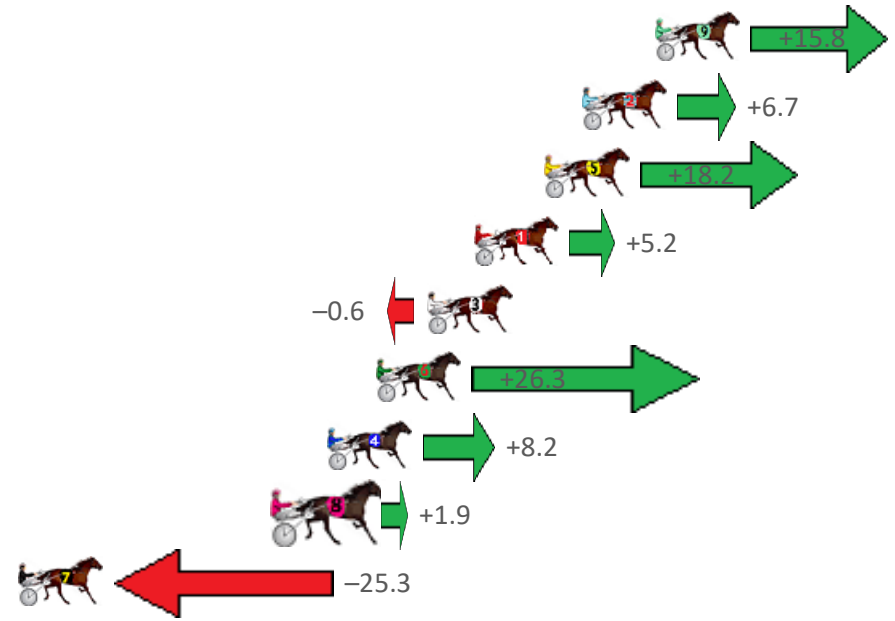
# Pinjarra Race 9 Distance 1684m

Monday, 5 June 2023

Gross Time: 2:05.70 MileRate: 2:00.10 LeadTime: 6.00s First Qtr: 28.60s Second Qtr: 29.30s Third Qtr: 30.70s Fourth Qtr: 31.10s

NoHorse	Plc	Mar	800 Posi	400 Posi	Time	3rd Qtr	4th Qtr
9 HEART OF SAHARA	1	0.0m	15.8m (1)	5.8m (2)	2:05.70	29.93s	30.65s
2 FLASH MOB	2	2.9m	9.6m (1)	0.0m (1)	2:05.94	29.96s	31.32s
5 UNEARTHED	3	4.4m	22.6m (1)	9.0m (3)	2:06.06	29.66s	30.74s
1 RADIANT BAY	4	7.2m	12.4m (0)	9.2m (0)	2:06.29	30.46s	30.95s
3 SYNCOPATION	5	9.0m	8.4m (0)	5.0m (1)	2:06.43	30.44s	31.41s
6 ASHANTI PRINCESS	6	11.1m	37.4m (0)	13.6m (1)	2:06.60	28.87s	30.91s
4 ADVANCE STRIKE	7	13.0m	21.2m (0)	18.2m (0)	2:06.76	30.47s	30.70s
8 CARIBBEAN TIMES	8	14.7m	16.6m (0)	13.6m (0)	2:06.90	30.47s	31.19s
7 THORIUM ENERGY	9	25.3m	0.0m (0)	1.4m (0)	2:07.76	30.80s	32.95s

Finish Position and metres gained from 800m





## PJ Harness Analyser

*Sectional Analysis Software - Not just a formguide!*

[www.facebook.com/PJHarnessRacing](http://www.facebook.com/PJHarnessRacing)



RISE Digital, Harness Racing Australia nor the provider accepts any responsibility for the completeness or accuracy of any of the information contained herein, and makes no representations about its suitability for any particular purpose. Users should make their own judgements about those matters and/or seek independent advice. You assume all risks associated with use of data provided on this page

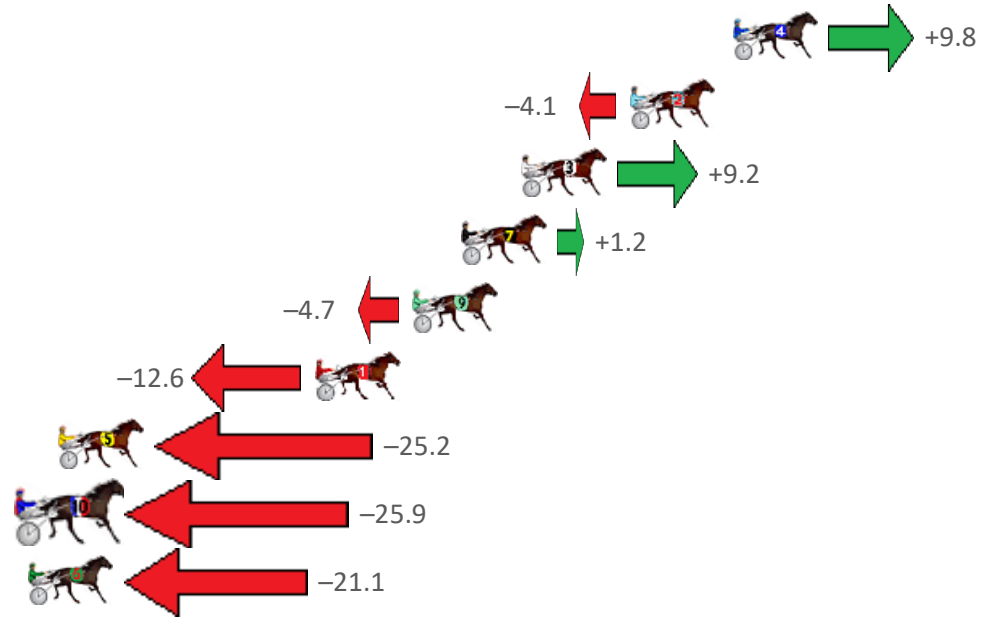
# Pinjarra Race 10 Distance 1684m

Monday, 5 June 2023

Gross Time: 2:06.40 MileRate: 2:00.80 LeadTime: 5.80s First Qtr: 29.60s Second Qtr: 30.70s Third Qtr: 31.00s Fourth Qtr: 29.30s

NoHorse	Plc	Mar	800 Posi	400 Posi	Time	3rd Qtr	4th Qtr
4 SUKHOVEY WINDST	1	0.0m	9.8m (1)	8.0m (1)	2:06.40	30.85s	28.72s
2 EASTON QUALITY	2	4.1m	0.0m (0)	0.0m (0)	2:06.72	31.01s	29.60s
3 IM ARTICULATE	3	8.4m	17.6m (0)	15.2m (0)	2:07.05	30.81s	28.80s
7 ROCK THE BANK	4	10.8m	12.0m (0)	12.0m (1)	2:07.23	31.00s	29.21s
9 KAMENDABLE GALA	5	12.7m	8.0m (0)	8.0m (0)	2:07.38	31.01s	29.64s
1 BROOKLAND BOY	6	16.6m	4.0m (0)	4.0m (0)	2:07.68	31.03s	30.22s
5 HITCH HIKER	7	26.8m	1.6m (1)	0.0m (1)	2:08.46	30.94s	31.25s
10 SHOOT FOR STARDO	8	31.7m	5.8m (1)	4.0m (1)	2:08.84	30.92s	31.32s
6 ALLY ROCKS	9	35.1m	14.0m (1)	12.4m (2)	2:09.10	30.93s	30.95s

Finish Position and metres gained from 800m





## PJ Harness Analyser

Sectional Analysis Software - Not just a formguide!

[www.facebook.com/PJHarnessRacing](http://www.facebook.com/PJHarnessRacing)



RISE Digital, Harness Racing Australia nor the provider accepts any responsibility for the completeness or accuracy of any of the information contained herein, and makes no representations about its suitability for any particular purpose. Users should make their own judgements about those matters and/or seek independent advice. You assume all risks associated with use of data provided on this page