

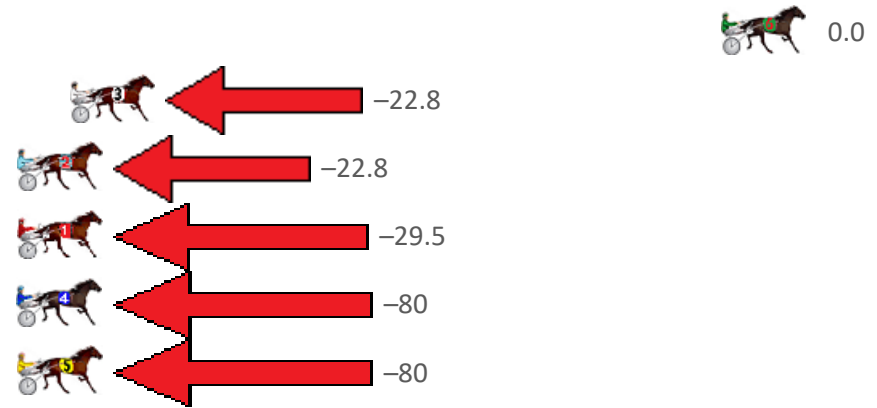
Pinjarra Race 1 Distance 2631m

Monday, 19 June 2023

Gross Time: 3:27.90 MileRate: 2:05.70 LeadTime: 85.40s First Qtr: 31.20s Second Qtr: 30.80s Third Qtr: 30.30s Fourth Qtr: 30.20s

NoHorse	Plc	Mar	800 Posi	400 Posi	Time	3rd Qtr	4th Qtr
6 OUR MAESTOSO	1	0.0m	0.0m (0)	0.0m (0)	3:27.90	30.30s	30.20s
3 BONNIE RAE	2	25.9m	3.1m (1)	2.9m (1)	3:29.95	30.28s	32.03s
2 THE HONOURS	3	33.4m	10.6m (0)	13.6m (1)	3:30.54	30.52s	31.82s
1 MAJESTIC MARION	4	35.6m	6.1m (0)	9.6m (0)	3:30.72	30.56s	32.30s
4 IM GAVOCHE	5	95.0m	15.7m (0)	33.0m (0)	3:35.41	31.60s	35.23s
5 GRAND MAJESTIC BE	6	186.0m	106.6m (0)	123.9m (0)	3:42.61	31.59s	35.59s

Finish Position and metres gained from 800m





PJ Harness Analyser

Sectional Analysis Software - Not just a formguide!

www.facebook.com/PJHarnessRacing



RISE Digital, Harness Racing Australia nor the provider accepts any responsibility for the completeness or accuracy of any of the information contained herein, and makes no representations about its suitability for any particular purpose. Users should make their own judgements about those matters and/or seek independent advice. You assume all risks associated with use of data provided on this page


Pinjarra Race 2 Distance 2185m

Monday, 19 June 2023

Gross Time: 2:46.20 MileRate: 2:02.40 LeadTime: 43.60s First Qtr: 32.40s Second Qtr: 31.20s Third Qtr: 28.90s Fourth Qtr: 30.10s

NoHorse	Plc	Mar	800 Posi	400 Posi	Time	3rd Qtr	4th Qtr
4 CHILLI PUNTER	1	0.0m	5.8m (1)	5.1m (1)	2:46.20	28.85s	29.73s
2 BELLES WHISPER	2	0.2m	12.3m (1)	8.9m (2)	2:46.22	28.66s	29.47s
1 COPY OF PARIS	3	2.6m	5.2m (0)	4.4m (0)	2:46.40	28.85s	29.98s
3 RYDER ROSE	4	14.8m	0.0m (0)	0.0m (0)	2:47.37	28.90s	31.27s
5 DEKLA DIVA	5	18.3m	1.3m (1)	1.2m (1)	2:47.64	28.89s	31.45s

Finish Position and metres gained from 800m





PJ Harness Analyser

Sectional Analysis Software - Not just a formguide!

www.facebook.com/PJHarnessRacing



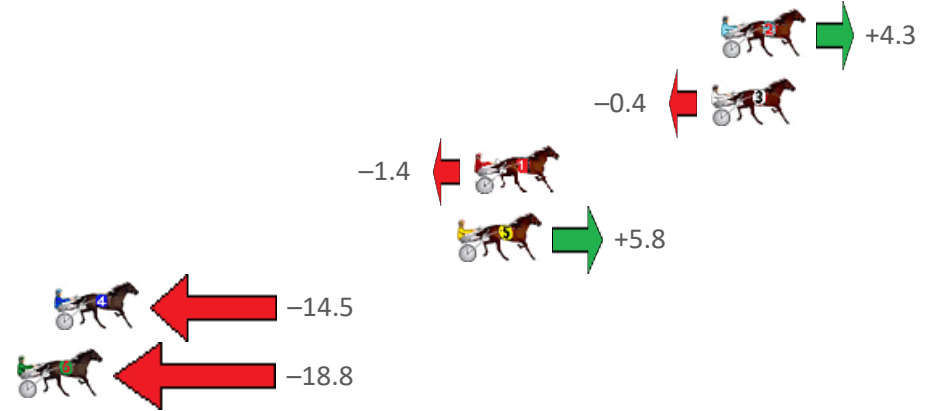
Pinjarra Race 3 Distance 2185m

Monday, 19 June 2023

Gross Time: 2:47.90 MileRate: 2:03.60 LeadTime: 45.30s First Qtr: 31.20s Second Qtr: 31.20s Third Qtr: 31.60s Fourth Qtr: 28.60s

NoHorse	Plc	Mar	800 Posi	400 Posi	Time	3rd Qtr	4th Qtr
2 BILLY TO THE MAX	1	0.0m	4.3m (0)	4.4m (0)	2:47.90	31.60s	28.27s
3 HIGHLIGHTS	2	0.4m	0.0m (0)	0.0m (0)	2:47.93	31.60s	28.63s
1 STAR OF KAOS	3	9.8m	8.4m (0)	8.2m (0)	2:48.64	31.56s	28.73s
5 DEBRENIKA	4	10.5m	16.3m (0)	3.1m (1)	2:48.69	30.57s	29.16s
4 LIZZIE THORPE	5	26.5m	12.0m (0)	13.1m (0)	2:49.89	31.65s	29.61s
6 SHEEZ BILLIE	6	41.1m	22.3m (0)	18.7m (0)	2:50.99	31.27s	30.29s

Finish Position and metres gained from 800m





PJ Harness Analyser

Sectional Analysis Software - Not just a formguide!

www.facebook.com/PJHarnessRacing



RISE Digital, Harness Racing Australia nor the provider accepts any responsibility for the completeness or accuracy of any of the information contained herein, and makes no representations about its suitability for any particular purpose. Users should make their own judgements about those matters and/or seek independent advice. You assume all risks associated with use of data provided on this page

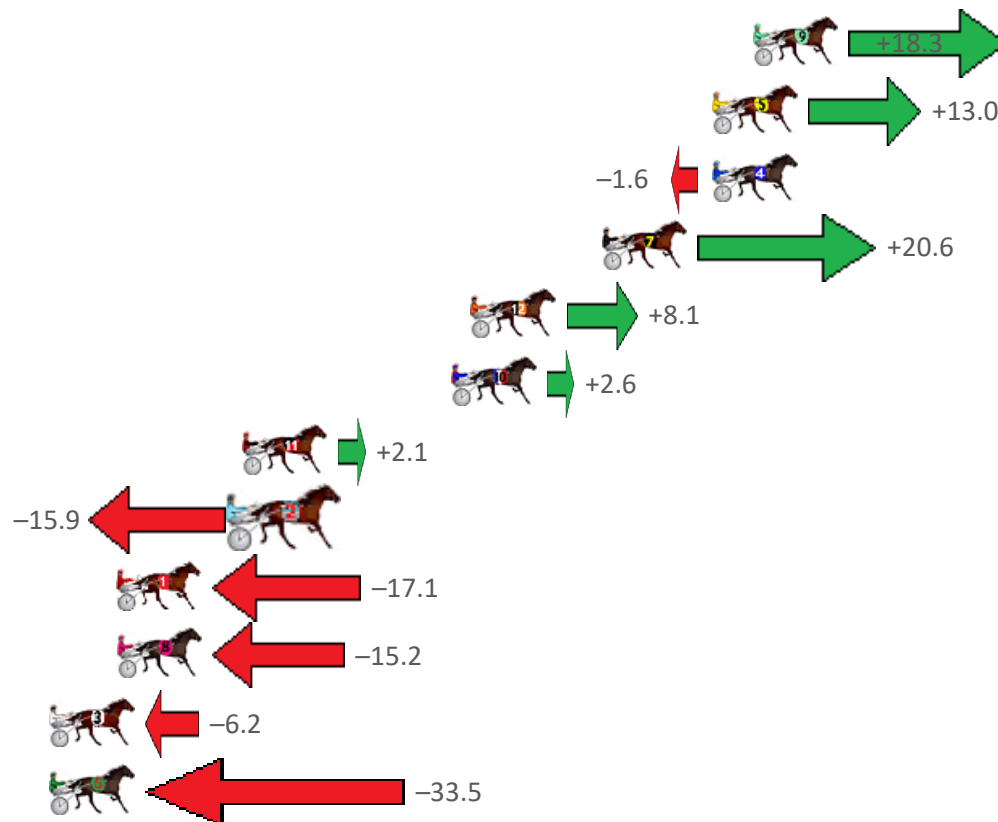
Pinjarra Race 4 Distance 1684m

Monday, 19 June 2023

Gross Time: 2:03.50 MileRate: 1:58.00 LeadTime: 5.70s First Qtr: 27.40s Second Qtr: 30.90s Third Qtr: 29.60s Fourth Qtr: 29.90s

NoHorse	Plc	Mar	800 Posi	400 Posi	Time	3rd Qtr	4th Qtr
9 THE DUBLIN XPRESS	1	0.0m	18.3m (1)	6.0m (3)	2:03.50	28.70s	29.46s
5 AMERICAN DUTCHES	2	1.6m	14.6m (1)	8.6m (1)	2:03.63	29.16s	29.39s
4 SUMO TOMO	3	1.6m	0.0m (0)	0.0m (0)	2:03.63	29.60s	30.03s
7 EASTON QUALITY	4	6.0m	26.6m (1)	10.2m (3)	2:03.97	28.39s	29.62s
12 IDEAL IVANA	5	11.2m	19.3m (0)	12.3m (1)	2:04.38	29.09s	29.87s
10 RYLEEORIELLY	6	12.0m	14.6m (0)	12.6m (0)	2:04.44	29.46s	29.91s
11 SHELLWOOD CHIEF	7	20.3m	22.4m (1)	11.9m (2)	2:05.09	28.83s	30.61s
2 ZIGGEY	8	20.4m	4.5m (0)	4.5m (0)	2:05.10	29.60s	31.17s
1 NAVAJO TRAILBLAZE	9	25.3m	8.2m (0)	8.3m (0)	2:05.48	29.61s	31.27s
8 NEVER FORGET ADD	10	25.3m	10.1m (1)	5.0m (2)	2:05.48	29.22s	31.51s
3 THE MIGHTY WARRI	11	31.5m	25.3m (0)	17.0m (1)	2:05.97	29.00s	31.11s
6 SHES A LUCKY PENN	12	39.3m	5.8m (1)	4.5m (1)	2:06.58	29.50s	32.65s

Finish Position and metres gained from 800m





PJ Harness Analyser

Sectional Analysis Software - Not just a formguide!

www.facebook.com/PJHarnessRacing



RISE Digital, Harness Racing Australia nor the provider accepts any responsibility for the completeness or accuracy of any of the information contained herein, and makes no representations about its suitability for any particular purpose. Users should make their own judgements about those matters and/or seek independent advice. You assume all risks associated with use of data provided on this page

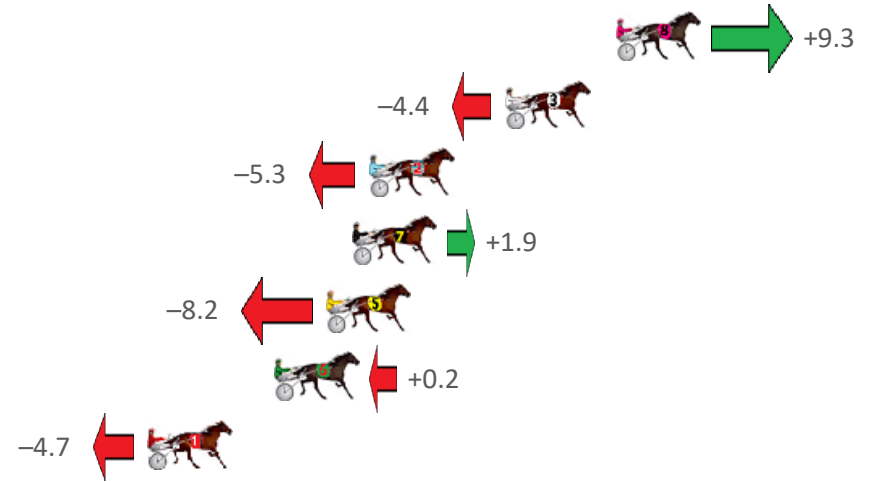
Pinjarra Race 5 Distance 1684m

Monday, 19 June 2023

Gross Time: 1:59.50 MileRate: 1:54.20 LeadTime: 5.60s First Qtr: 28.10s Second Qtr: 28.70s Third Qtr: 28.50s Fourth Qtr: 28.60s

NoHorse	Plc	Mar	800 Posi	400 Posi	Time	3rd Qtr	4th Qtr
8 ARMA XFACTOR	1	0.0m	9.3m (1)	4.0m (2)	1:59.50	28.12s	28.32s
3 BLAZE COOPS	2	4.4m	0.0m (0)	0.0m (0)	1:59.83	28.50s	28.93s
2 ANOTHERBIGMAN	3	9.8m	4.5m (0)	4.5m (0)	2:00.24	28.50s	29.02s
7 AMERICAN ARMA	4	10.5m	12.4m (0)	8.5m (1)	2:00.29	28.22s	28.79s
5 GREGARMY	5	11.5m	3.3m (1)	2.7m (1)	2:00.36	28.45s	29.27s
6 GOLD HORSESHOE	6	13.6m	13.8m (1)	11.1m (2)	2:00.52	28.31s	28.83s
1 DIAMOND DAZE	7	18.6m	13.9m (2)	15.6m (0)	2:00.90	28.63s	28.89s

Finish Position and metres gained from 800m





PJ Harness Analyser

Sectional Analysis Software - Not just a formguide!

www.facebook.com/PJHarnessRacing



RISE Digital, Harness Racing Australia nor the provider accepts any responsibility for the completeness or accuracy of any of the information contained herein, and makes no representations about its suitability for any particular purpose. Users should make their own judgements about those matters and/or seek independent advice. You assume all risks associated with use of data provided on this page

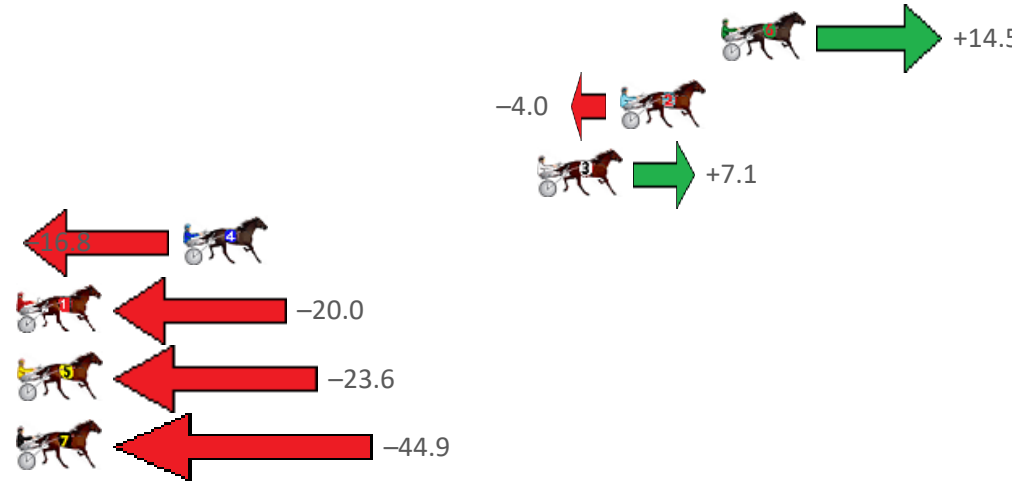
Pinjarra Race 6 Distance 2631m

Monday, 19 June 2023

Gross Time: 3:15.00 MileRate: 1:58.40 LeadTime: 77.40s First Qtr: 29.80s Second Qtr: 30.40s Third Qtr: 28.20s Fourth Qtr: 29.20s

NoHorse	Plc	Mar	800 Posi	400 Posi	Time	3rd Qtr	4th Qtr
6 PETER PETRIFY	1	0.0m	14.5m (1)	5.2m (2)	3:15.00	27.55s	28.83s
2 SKIPPYS DELIGHT	2	4.0m	0.0m (0)	0.0m (0)	3:15.31	28.20s	29.51s
3 COHLIN	3	7.3m	14.4m (0)	10.4m (0)	3:15.56	27.93s	29.02s
4 EXTRAORDINARY MA	4	21.4m	4.6m (0)	3.8m (1)	3:16.64	28.15s	30.57s
1 NAVY STREET	5	29.9m	9.9m (0)	10.9m (1)	3:17.29	28.29s	30.71s
5 THE FREELANCER	6	42.7m	19.1m (0)	14.9m (0)	3:18.27	27.92s	31.41s
7 ALCIPPES DELIGHT	7	110.5m	65.6m (0)	73.6m (0)	3:23.46	28.85s	32.41s

Finish Position and metres gained from 800m





PJ Harness Analyser

Sectional Analysis Software - Not just a formguide!

www.facebook.com/PJHarnessRacing



RISE Digital, Harness Racing Australia nor the provider accepts any responsibility for the completeness or accuracy of any of the information contained herein, and makes no representations about its suitability for any particular purpose. Users should make their own judgements about those matters and/or seek independent advice. You assume all risks associated with use of data provided on this page

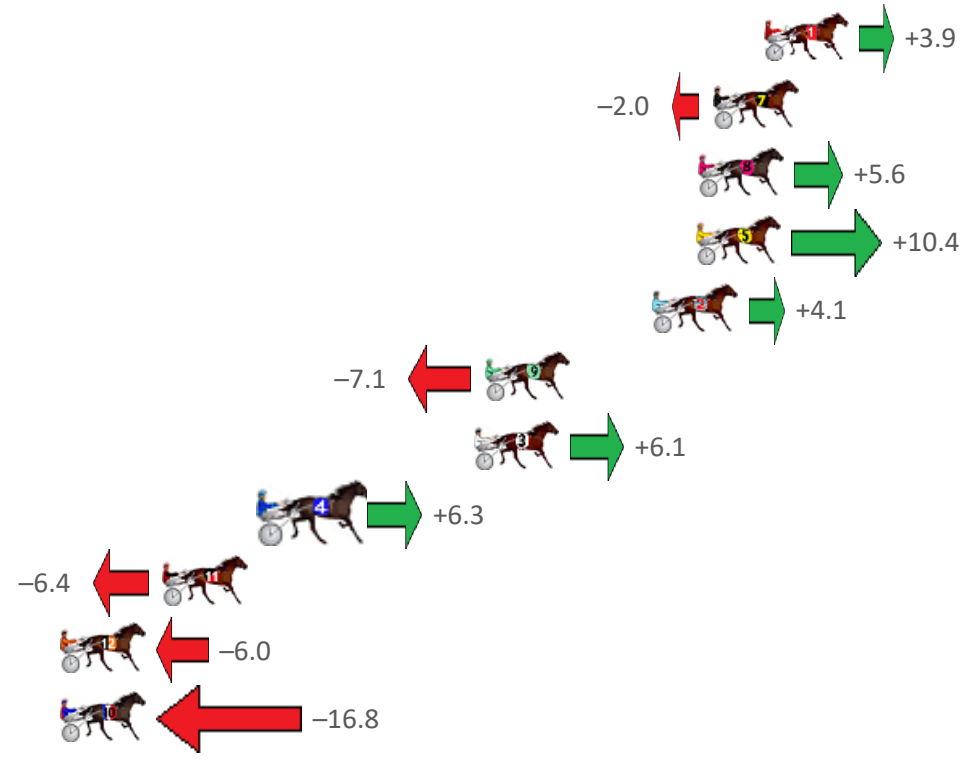
Pinjarra Race 7 Distance 2185m

Monday, 19 June 2023

Gross Time: 2:41.70 MileRate: 1:59.10 LeadTime: 44.80s First Qtr: 30.00s Second Qtr: 30.00s Third Qtr: 28.80s Fourth Qtr: 28.10s

NoHorse	Plc	Mar	800 Posi	400 Posi	Time	3rd Qtr	4th Qtr
1 VELOCPEDE	1	0.0m	3.9m (0)	4.0m (0)	2:41.70	28.80s	27.82s
7 ROCKNROLL SPIRIT	2	2.0m	0.0m (0)	0.0m (0)	2:41.85	28.80s	28.25s
8 CROWD CONTROL	3	2.6m	8.2m (0)	8.3m (0)	2:41.89	28.80s	27.71s
5 MARBEECHSAM	4	2.7m	13.1m (1)	9.2m (2)	2:41.90	28.51s	27.65s
2 THE BEAUDSTER	5	4.4m	8.5m (1)	5.2m (1)	2:42.02	28.56s	28.05s
9 LORD TITANIUM	6	11.1m	4.0m (1)	1.0m (1)	2:42.52	28.59s	28.85s
3 TRUE ARISTOCRAT	7	11.5m	17.6m (1)	14.2m (1)	2:42.55	28.55s	27.95s
4 IM ARTICULATE	8	19.6m	25.9m (1)	18.4m (1)	2:43.15	28.24s	28.25s
11 BONNIE PAULINE	9	23.9m	17.5m (0)	19.1m (0)	2:43.47	28.90s	28.52s
12 STAPLETON	10	28.1m	22.1m (0)	23.6m (1)	2:43.78	28.89s	28.51s
10 LENI ROSE	11	29.8m	13.0m (0)	14.4m (0)	2:43.90	28.89s	29.28s

Finish Position and metres gained from 800m





PJ Harness Analyser

Sectional Analysis Software - Not just a formguide!

www.facebook.com/PJHarnessRacing



RISE Digital, Harness Racing Australia nor the provider accepts any responsibility for the completeness or accuracy of any of the information contained herein, and makes no representations about its suitability for any particular purpose. Users should make their own judgements about those matters and/or seek independent advice. You assume all risks associated with use of data provided on this page

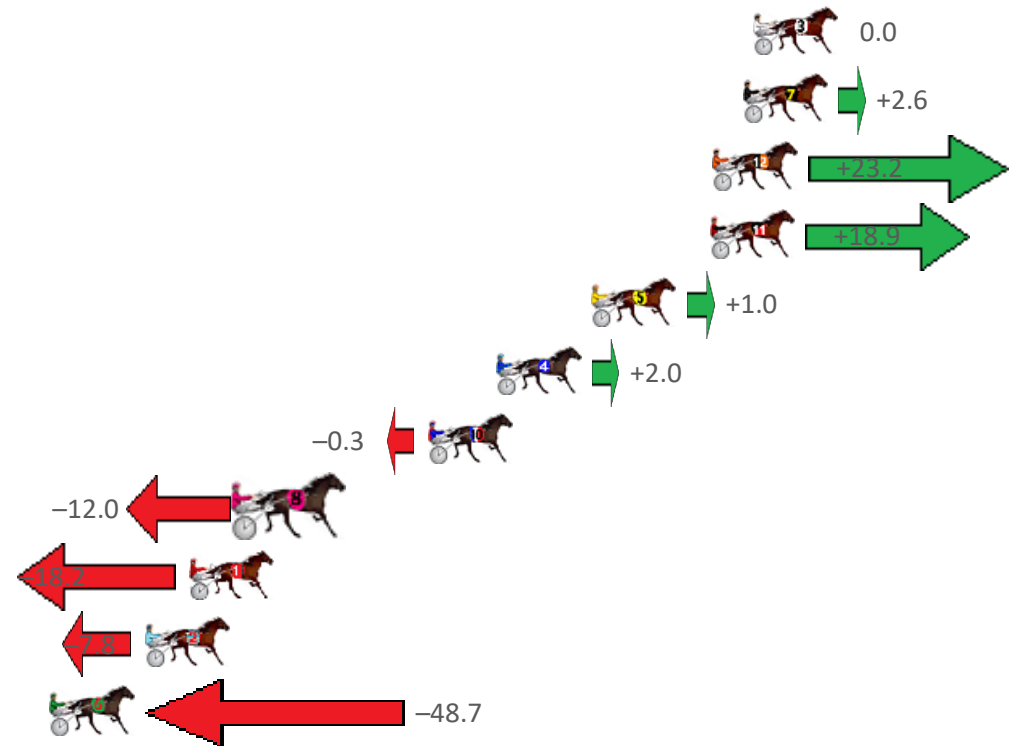
Pinjarra Race 8 Distance 2185m

Monday, 19 June 2023

Gross Time: 2:42.10 MileRate: 1:59.40 LeadTime: 44.30s First Qtr: 30.90s Second Qtr: 28.60s Third Qtr: 28.90s Fourth Qtr: 29.40s

NoHorse	Plc	Mar	800 Posi	400 Posi	Time	3rd Qtr	4th Qtr
3 FRANCO MECCA	1	0.0m	0.0m (0)	0.0m (0)	2:42.10	28.90s	29.40s
7 LOUCID DREAMS	2	0.4m	3.0m (1)	2.2m (1)	2:42.13	28.84s	29.27s
12 HEAVENLY WAGE	3	1.6m	24.8m (1)	15.0m (2)	2:42.22	28.20s	28.42s
11 ICY WINDS	4	1.7m	20.6m (1)	20.2m (2)	2:42.23	28.88s	28.05s
5 JUST ROC	5	6.4m	7.4m (1)	7.0m (1)	2:42.59	28.87s	29.36s
4 HEART OF SAHARA	6	10.2m	12.2m (1)	13.2m (1)	2:42.89	28.97s	29.18s
10 ATLANTAS	7	12.9m	12.6m (0)	15.4m (0)	2:43.09	29.10s	29.22s
8 ZUEDE	8	20.2m	8.2m (0)	11.2m (0)	2:43.66	29.11s	30.06s
1 ASHIMA	9	22.4m	4.2m (0)	7.2m (0)	2:43.83	29.11s	30.51s
2 EGYPTIAN QUEEN	10	24.2m	16.4m (1)	17.6m (1)	2:43.97	28.98s	29.88s
6 JONIMAC	11	66.9m	18.2m (0)	22.2m (1)	2:47.26	29.16s	32.67s

Finish Position and metres gained from 800m



PJ Harness Analyser

Sectional Analysis Software - Not just a formguide!

www.facebook.com/PJHarnessRacing

RISE Digital, Harness Racing Australia nor the provider accepts any responsibility for the completeness or accuracy of any of the information contained herein, and makes no representations about its suitability for any particular purpose. Users should make their own judgements about those matters and/or seek independent advice. You assume all risks associated with use of data provided on this page