

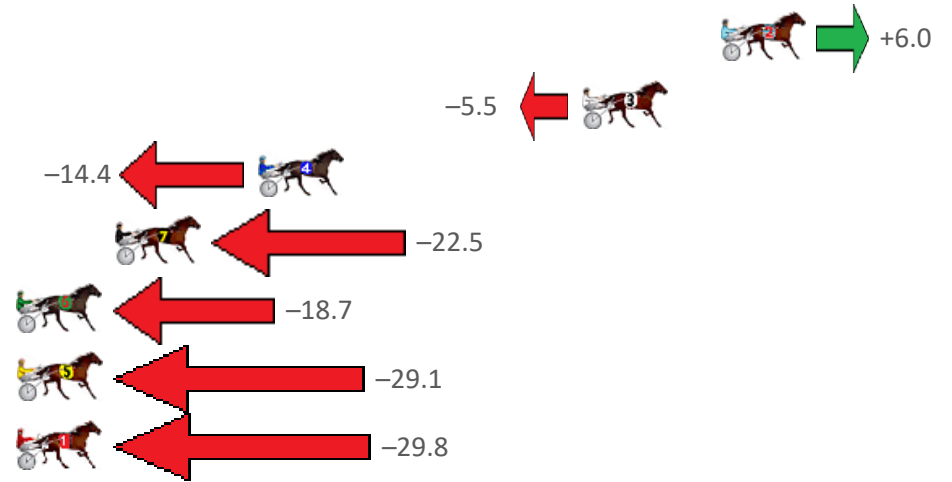
Pinjarra Race 1 Distance 2692m

Monday, 26 June 2023

Gross Time: 3:26.90 MileRate: 2:03.70 LeadTime: 84.80s First Qtr: 32.10s Second Qtr: 29.90s Third Qtr: 31.00s Fourth Qtr: 29.10s

NoHorse	Plc	Mar	800 Posi	400 Posi	Time	3rd Qtr	4th Qtr
2 OUR MAESTOSO	1	0.0m	6.0m (1)	0.2m (2)	3:26.90	30.57s	29.09s
3 EVAS IMAGE	2	5.5m	0.0m (0)	0.4m (0)	3:27.32	31.04s	29.47s
4 ELISH STAR	3	18.4m	4.0m (0)	4.4m (1)	3:28.30	31.06s	30.11s
7 STAY FOCUSED	4	24.1m	1.6m (1)	0.0m (1)	3:28.74	30.94s	30.84s
6 DARK SECRET	5	29.5m	10.8m (1)	8.6m (2)	3:29.15	30.89s	30.61s
5 TAIMATE ANGUS	6	38.7m	9.6m (0)	7.8m (0)	3:29.85	30.94s	31.34s
1 MAJESTIC MARION	7	45.4m	15.6m (1)	16.0m (0)	3:30.37	31.10s	31.23s

Finish Position and metres gained from 800m





PJ Harness Analyser

Sectional Analysis Software - Not just a formguide!

www.facebook.com/PJHarnessRacing



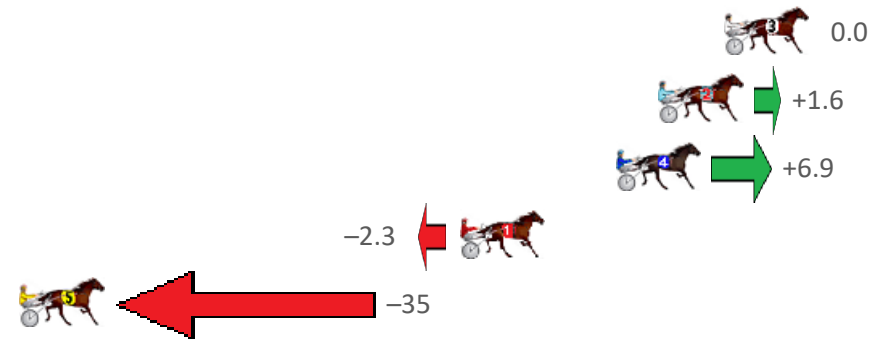
Pinjarra Race 2 Distance 2185m

Monday, 26 June 2023

Gross Time: 2:43.50 MileRate: 2:00.40 LeadTime: 43.00s First Qtr: 31.80s Second Qtr: 30.30s Third Qtr: 29.80s Fourth Qtr: 28.60s

NoHorse	Plc	Mar	800 Posi	400 Posi	Time	3rd Qtr	4th Qtr
3 ARMA BELIEVER	1	0.0m	0.0m (0)	0.0m (0)	2:43.50	29.80s	28.60s
2 SUGAR COVERED	2	2.6m	4.2m (0)	4.2m (0)	2:43.70	29.80s	28.49s
4 SEASIDE ROSE	3	4.3m	11.2m (1)	3.2m (1)	2:43.82	29.22s	28.68s
1 GAITCRASHER	4	10.5m	8.2m (0)	7.6m (1)	2:44.29	29.76s	28.81s
5 ROCKIN LE MONDE	5	52.9m	18.0m (0)	22.0m (0)	2:47.47	30.14s	30.80s

Finish Position and metres gained from 800m





PJ Harness Analyser

Sectional Analysis Software - Not just a formguide!

www.facebook.com/PJHarnessRacing



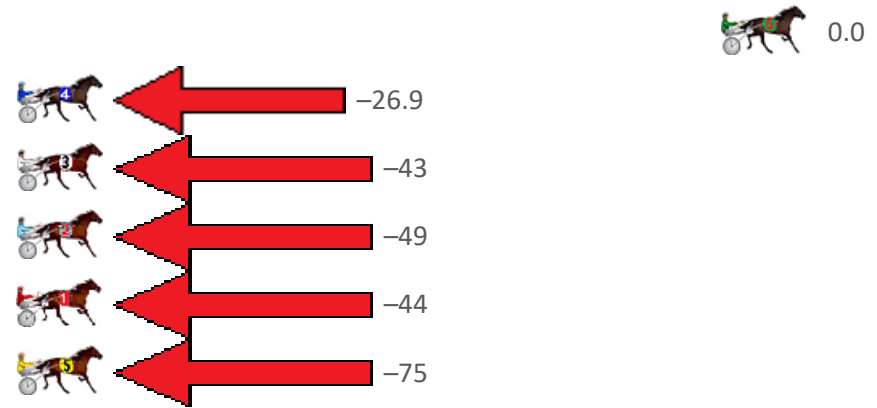
Pinjarra Race 3 Distance 2185m

Monday, 26 June 2023

Gross Time: 2:42.00 MileRate: 1:59.30 LeadTime: 43.00s First Qtr: 29.00s Second Qtr: 30.30s Third Qtr: 30.20s Fourth Qtr: 29.50s

NoHorse	Plc	Mar	800 Posi	400 Posi	Time	3rd Qtr	4th Qtr
6 MIKIS BEACH	1	0.0m	0.0m (0)	0.0m (0)	2:42.00	30.20s	29.50s
4 DEE JAYS BIG BOY	2	42.7m	15.8m (1)	18.2m (1)	2:45.30	30.40s	31.30s
3 IM ARTICULATE	3	47.1m	4.2m (0)	10.8m (0)	2:45.64	30.72s	32.16s
2 THE WAND WAVER	4	57.2m	9.0m (0)	18.6m (0)	2:46.42	30.95s	32.33s
1 LUCY HELEN	5	59.2m	15.6m (0)	28.4m (0)	2:46.58	31.18s	31.76s
5 ON GOLDEN ROAD	6	98.2m	23.6m (0)	45.0m (0)	2:49.59	31.83s	33.40s

Finish Position and metres gained from 800m





PJ Harness Analyser

Sectional Analysis Software - Not just a formguide!

www.facebook.com/PJHarnessRacing



RISE Digital, Harness Racing Australia nor the provider accepts any responsibility for the completeness or accuracy of any of the information contained herein, and makes no representations about its suitability for any particular purpose. Users should make their own judgements about those matters and/or seek independent advice. You assume all risks associated with use of data provided on this page

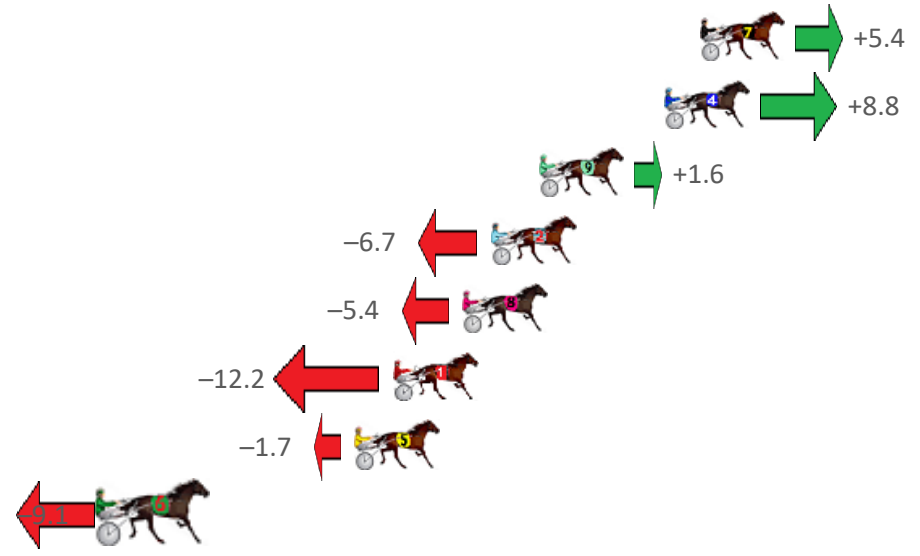
Pinjarra Race 4 Distance 1684m

Monday, 26 June 2023

Gross Time: 2:02.90 MileRate: 1:57.40 LeadTime: 5.40s First Qtr: 29.70s Second Qtr: 30.00s Third Qtr: 29.30s Fourth Qtr: 28.50s

NoHorse	Plc	Mar	800 Posi	400 Posi	Time	3rd Qtr	4th Qtr
7 COLD HARD CASH	1	0.0m	5.4m (1)	4.8m (1)	2:02.90	29.25s	28.16s
4 THE BEAUDSTER	2	1.4m	10.2m (1)	9.0m (1)	2:03.00	29.21s	27.96s
9 PETER ROMEO	3	6.4m	8.0m (0)	8.0m (0)	2:03.38	29.30s	28.39s
2 COLORADO BANNER	4	8.3m	1.6m (1)	0.8m (1)	2:03.52	29.25s	29.03s
8 LORD TITANIUM	5	9.4m	4.0m (0)	4.0m (0)	2:03.60	29.31s	28.88s
1 SOHO CONFIDENTIA	6	12.2m	0.0m (0)	0.0m (0)	2:03.81	29.31s	29.36s
5 ATLANTAS	7	13.7m	12.0m (0)	12.0m (0)	2:03.93	29.30s	28.62s
6 ADVANTAGE	8	23.5m	14.4m (1)	10.6m (2)	2:04.66	29.04s	29.41s

Finish Position and metres gained from 800m





PJ Harness Analyser

Sectional Analysis Software - Not just a formguide!

www.facebook.com/PJHarnessRacing



RISE Digital, Harness Racing Australia nor the provider accepts any responsibility for the completeness or accuracy of any of the information contained herein, and makes no representations about its suitability for any particular purpose. Users should make their own judgements about those matters and/or seek independent advice. You assume all risks associated with use of data provided on this page


Pinjarra Race 5 Distance 2185m

Monday, 26 June 2023

Gross Time: 2:39.60 MileRate: 1:57.60 LeadTime: 41.30s First Qtr: 31.00s Second Qtr: 29.60s Third Qtr: 29.80s Fourth Qtr: 27.90s

NoHorse	Plc	Mar	800 Posi	400 Posi	Time	3rd Qtr	4th Qtr
8 PAUL EDWARD	1	0.0m	4.0m (0)	4.2m (0)	2:39.60	29.80s	27.61s
1 LOUCID DREAMS	2	0.4m	0.0m (0)	0.0m (0)	2:39.63	29.80s	27.93s
9 WILLIAM GEES LEGA	3	3.2m	8.2m (0)	8.4m (0)	2:39.83	29.80s	27.54s
4 RAMBO RABBIT	4	17.2m	15.4m (1)	15.4m (2)	2:40.86	29.80s	28.02s
5 ALFREDI	5	22.0m	16.2m (0)	16.4m (0)	2:41.21	29.83s	28.29s
3 ICY WINDS	6	22.6m	11.4m (1)	11.4m (2)	2:41.26	29.83s	28.68s
10 ANOTHERBIGMAN	7	22.7m	12.2m (0)	12.4m (0)	2:41.27	29.84s	28.61s
7 ALLWOOD WIZARD	8	24.4m	20.2m (0)	19.8m (1)	2:41.39	29.78s	28.22s
6 SOHO GIGOLO	9	29.6m	19.6m (1)	20.2m (2)	2:41.77	29.87s	28.55s
2 BITOFDUTCHCOURA	10	129.9m	7.2m (1)	11.4m (1)	2:49.13	30.38s	36.12s

Finish Position and metres gained from 800m





PJ Harness Analyser

Sectional Analysis Software - Not just a formguide!

www.facebook.com/PJHarnessRacing



RISE Digital, Harness Racing Australia nor the provider accepts any responsibility for the completeness or accuracy of any of the information contained herein, and makes no representations about its suitability for any particular purpose. Users should make their own judgements about those matters and/or seek independent advice. You assume all risks associated with use of data provided on this page

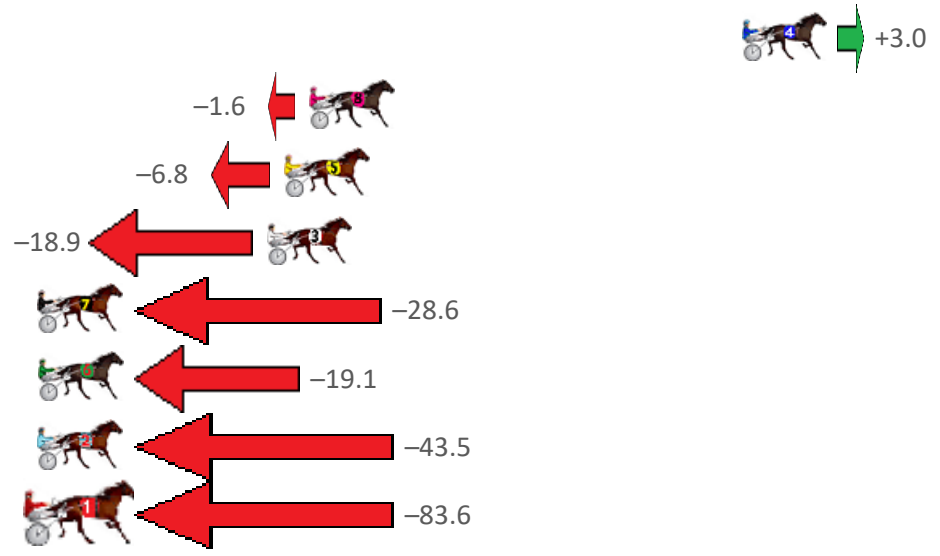
Pinjarra Race 6 Distance 2185m

Monday, 26 June 2023

Gross Time: 2:38.20 MileRate: 1:56.60 LeadTime: 41.90s First Qtr: 30.00s Second Qtr: 28.30s Third Qtr: 28.50s Fourth Qtr: 29.50s

NoHorse	Plc	Mar	800 Posi	400 Posi	Time	3rd Qtr	4th Qtr
4 ARMA XFACTOR	1	0.0m	3.0m (1)	0.0m (0)	2:38.20	28.28s	29.50s
8 GREGARMY	2	17.2m	15.6m (0)	18.4m (2)	2:39.53	28.70s	29.41s
5 LUCKY GALLEON	3	18.2m	11.4m (1)	12.2m (1)	2:39.61	28.55s	29.94s
3 HES A COOL MACH	4	18.9m	0.0m (0)	4.8m (0)	2:39.66	28.83s	30.53s
7 REGAL CHEVAL	5	35.8m	7.2m (1)	8.6m (0)	2:40.97	28.57s	31.49s
6 THE WATCH MAKER	6	36.1m	17.0m (1)	14.0m (2)	2:40.99	28.26s	31.12s
2 LONGREACH BAY	7	54.3m	10.8m (0)	21.6m (1)	2:42.40	29.24s	31.90s
1 SOVRANA	8	90.2m	6.6m (0)	23.4m (0)	2:45.18	29.63s	34.40s

Finish Position and metres gained from 800m





PJ Harness Analyser

Sectional Analysis Software - Not just a formguide!

www.facebook.com/PJHarnessRacing



RISE Digital, Harness Racing Australia nor the provider accepts any responsibility for the completeness or accuracy of any of the information contained herein, and makes no representations about its suitability for any particular purpose. Users should make their own judgements about those matters and/or seek independent advice. You assume all risks associated with use of data provided on this page

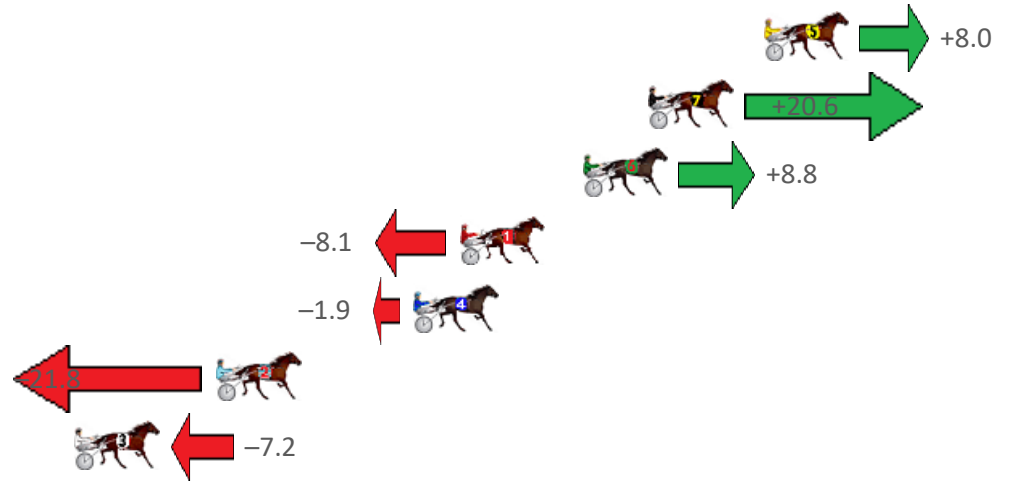
Pinjarra Race 7 Distance 2631m

Monday, 26 June 2023

Gross Time: 3:18.10 MileRate: 2:01.20 LeadTime: 78.80s First Qtr: 31.70s Second Qtr: 30.10s Third Qtr: 29.40s Fourth Qtr: 28.10s

NoHorse	Plc	Mar	800 Posi	400 Posi	Time	3rd Qtr	4th Qtr
5 VERANO	1	0.0m	8.0m (0)	1.6m (2)	3:18.10	28.94s	27.99s
7 BEAT THE BANK	2	4.6m	25.2m (0)	8.0m (1)	3:18.44	28.17s	27.86s
6 CHEDDAR IS BETTER	3	7.2m	16.0m (0)	10.8m (0)	3:18.63	29.02s	27.85s
1 CHRYSOPRASE	4	12.1m	4.0m (0)	2.6m (1)	3:18.99	29.32s	28.76s
4 THE FREELANCER	5	13.9m	12.0m (0)	6.6m (0)	3:19.13	29.03s	28.61s
2 TUMBLIN DICE	6	21.8m	0.0m (0)	0.0m (0)	3:19.71	29.44s	29.62s
3 MAJOR AMIGO	7	27.4m	20.2m (0)	14.4m (1)	3:20.12	29.01s	29.01s

Finish Position and metres gained from 800m





PJ Harness Analyser

Sectional Analysis Software - Not just a formguide!

www.facebook.com/PJHarnessRacing



RISE Digital, Harness Racing Australia nor the provider accepts any responsibility for the completeness or accuracy of any of the information contained herein, and makes no representations about its suitability for any particular purpose. Users should make their own judgements about those matters and/or seek independent advice. You assume all risks associated with use of data provided on this page

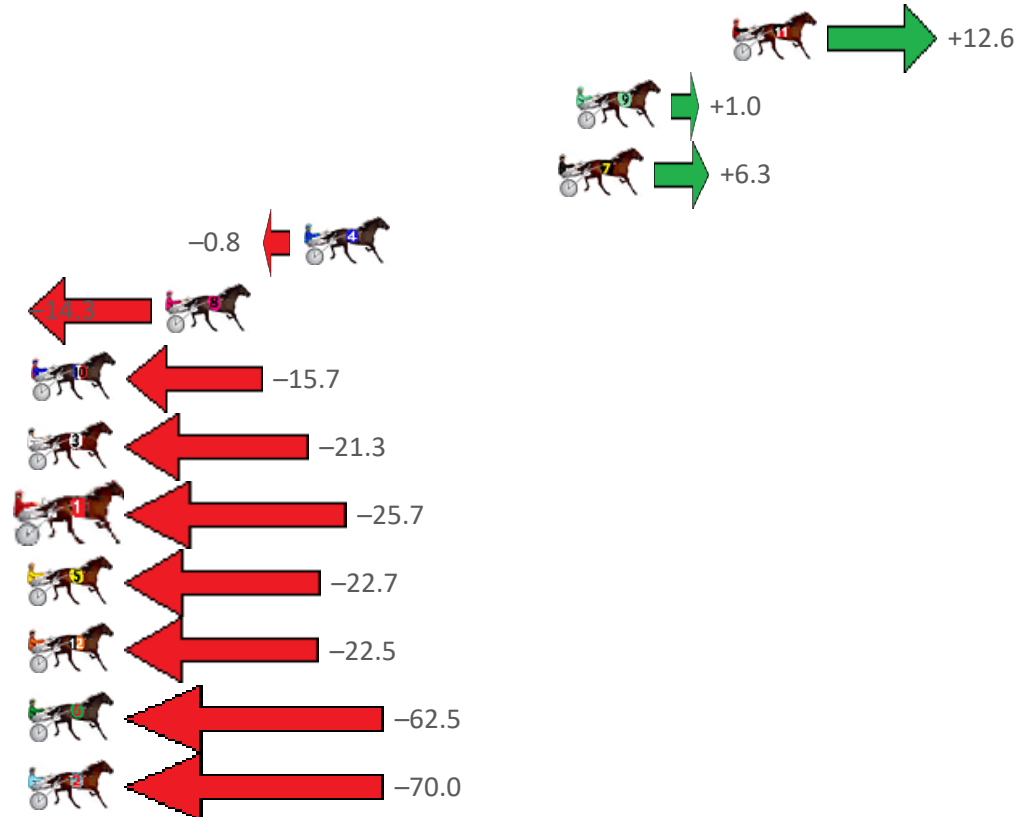
Pinjarra Race 8 Distance 2185m

Monday, 26 June 2023

Gross Time: 2:42.80 MileRate: 1:59.90 LeadTime: 40.80s First Qtr: 30.00s Second Qtr: 30.60s Third Qtr: 30.20s Fourth Qtr: 31.20s

NoHorse	Plc	Mar	800 Posi	400 Posi	Time	3rd Qtr	4th Qtr
11 THE MIGHTY WARRI	1	0.0m	12.6m (2)	0.0m (1)	2:42.80	29.24s	31.20s
9 NYARNYEE NAVAJO	2	6.2m	7.2m (2)	2.4m (0)	2:43.31	29.83s	31.49s
7 THE DUBLIN XPRESS	3	6.9m	13.2m (1)	5.8m (1)	2:43.36	29.63s	31.29s
4 EXTINCTION	4	17.0m	16.2m (0)	18.6m (3)	2:44.19	30.39s	31.08s
8 PACIFIC EAGLE	5	22.5m	8.2m (0)	19.4m (2)	2:44.64	31.05s	31.44s
10 RADIANT BAY	6	27.9m	12.2m (0)	14.0m (2)	2:45.08	30.32s	32.28s
3 SHELLWOOD CHIEF	7	28.3m	7.0m (1)	11.8m (1)	2:45.11	30.55s	32.48s
1 STRAYLYA	8	29.9m	4.2m (0)	15.6m (0)	2:45.24	31.05s	32.31s
5 RYLEEORIELLY	9	42.3m	19.6m (1)	21.8m (4)	2:46.25	30.34s	32.79s
12 NAVAJO TRAILBLAZE	10	42.5m	20.0m (0)	24.8m (1)	2:46.27	30.54s	32.57s
6 SUMO TOMO	11	64.9m	2.4m (1)	17.2m (1)	2:48.09	31.27s	34.90s
2 EILEENMAY	12	70.0m	0.0m (0)	11.4m (0)	2:48.51	31.00s	35.75s

Finish Position and metres gained from 800m





PJ Harness Analyser

Sectional Analysis Software - Not just a formguide!

www.facebook.com/PJHarnessRacing



RISE Digital, Harness Racing Australia nor the provider accepts any responsibility for the completeness or accuracy of any of the information contained herein, and makes no representations about its suitability for any particular purpose. Users should make their own judgements about those matters and/or seek independent advice. You assume all risks associated with use of data provided on this page

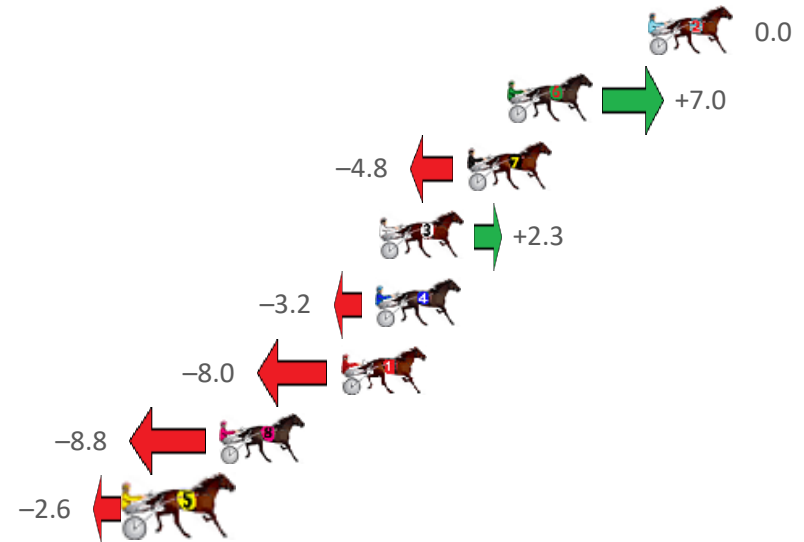
Pinjarra Race 9 Distance 1684m

Monday, 26 June 2023

Gross Time: 2:05.40 MileRate: 1:59.80 LeadTime: 5.70s First Qtr: 31.70s Second Qtr: 29.80s Third Qtr: 29.60s Fourth Qtr: 28.60s

NoHorse	Plc	Mar	800 Posi	400 Posi	Time	3rd Qtr	4th Qtr
2 TURN THE PAGE	1	0.0m	0.0m (0)	0.0m (0)	2:05.40	29.60s	28.60s
6 HIGHLIGHTS	2	5.6m	12.6m (1)	2.8m (2)	2:05.82	28.89s	28.80s
7 GET THE BOOTH	3	7.2m	2.4m (1)	0.2m (1)	2:05.94	29.45s	29.10s
3 DANNIKA	4	10.7m	13.0m (0)	12.8m (1)	2:06.20	29.58s	28.45s
4 ROSIES LAST ATTACK	5	10.8m	7.6m (1)	5.2m (1)	2:06.21	29.43s	29.00s
1 IMMACHULATE	6	12.2m	4.2m (0)	5.2m (0)	2:06.32	29.68s	29.10s
8 DEBRENIKA	7	17.0m	8.2m (0)	9.6m (0)	2:06.68	29.71s	29.13s
5 STAR OF KAOS	8	20.4m	17.8m (0)	18.0m (0)	2:06.93	29.62s	28.77s

Finish Position and metres gained from 800m





PJ Harness Analyser

Sectional Analysis Software - Not just a formguide!

www.facebook.com/PJHarnessRacing



RISE Digital, Harness Racing Australia nor the provider accepts any responsibility for the completeness or accuracy of any of the information contained herein, and makes no representations about its suitability for any particular purpose. Users should make their own judgements about those matters and/or seek independent advice. You assume all risks associated with use of data provided on this page