

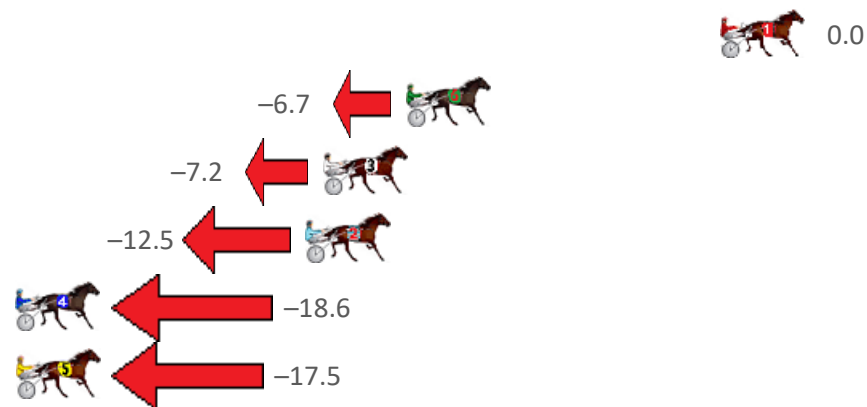
Bunbury Race 1 Distance 2100m

Wednesday, 5 July 2023

Gross Time: 2:36.70 MileRate: 2:00.10 LeadTime: 36.60s First Qtr: 33.00s Second Qtr: 30.70s Third Qtr: 29.50s Fourth Qtr: 26.90s

NoHorse	Plc	Mar	800 Posi	400 Posi	Time	3rd Qtr	4th Qtr
1 LENORA JANE	1	0.0m	0.0m (0)	0.0m (0)	2:36.70	29.50s	26.90s
6 SEASIDE ROSE	2	12.5m	5.8m (1)	2.6m (1)	2:37.59	29.31s	27.56s
3 BELLES WHISPER	3	15.8m	8.6m (0)	7.0m (1)	2:37.82	29.42s	27.49s
2 ROCK ROSIE ROCK	4	16.5m	4.0m (0)	4.8m (0)	2:37.87	29.59s	27.68s
4 RYDER ROSE	5	31.4m	12.8m (0)	9.6m (0)	2:38.93	29.35s	28.36s
5 TERASITA	6	34.5m	17.0m (0)	15.2m (0)	2:39.15	29.44s	28.19s

Finish Position and metres gained from 800m







Harness Analyser

Sectional Analysis Software - Not just a formguide!

www.facebook.com/PJHarnessRacing



RISE Digital, Harness Racing Australia nor the provider accepts any responsibility for the completeness or accuracy of any of the information contained herein, and makes no representations about its suitability for any particular purpose. Users should make their own judgements about those matters and/or seek independent advice. You assume all risks associated with use of data provided on this page

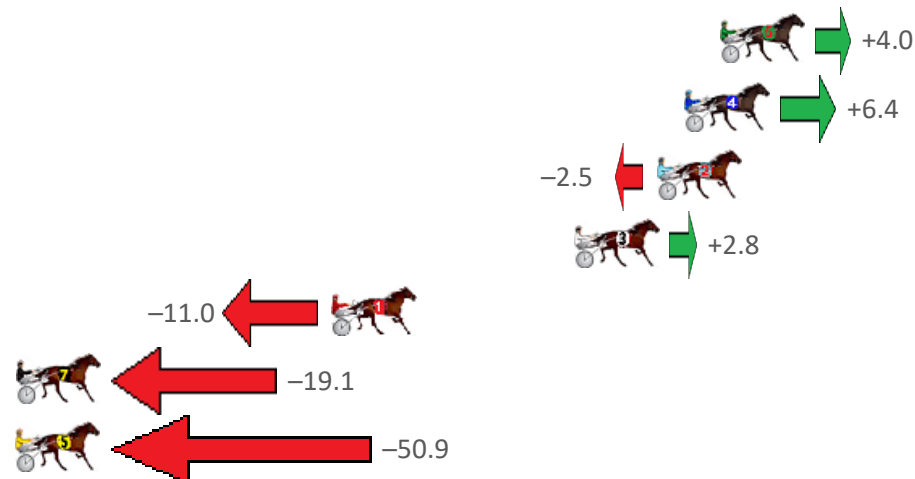
Bunbury Race 2 Distance 2100m

Wednesday, 5 July 2023

Gross Time: 2:36.90 MileRate: 2:00.20 LeadTime: 37.30s First Qtr: 31.80s Second Qtr: 29.90s Third Qtr: 29.90s Fourth Qtr: 28.00s

NoHorse	Plc	Mar	800 Posi	400 Posi	Time	3rd Qtr	4th Qtr
6 THE BEAUDSTER	1	0.0m	4.0m (1)	2.6m (1)	2:36.90	29.79s	27.82s
4 BARBADOS	2	1.4m	7.8m (1)	6.8m (1)	2:37.00	29.82s	27.62s
2 LORD TITANIUM	3	2.5m	0.0m (0)	0.0m (0)	2:37.08	29.91s	28.17s
3 EXTINCTION	4	5.8m	8.6m (0)	9.4m (0)	2:37.33	29.95s	27.75s
1 ALTA MONTEL	5	15.4m	4.4m (0)	5.0m (0)	2:38.03	29.97s	28.72s
7 SHELLWOOD CHIEF	6	31.9m	12.8m (0)	14.4m (0)	2:39.25	30.06s	29.22s
5 FOUR STARZZZ HAW	7	67.9m	17.0m (0)	25.0m (0)	2:41.90	30.58s	30.99s

Finish Position and metres gained from 800m







PJ Harness Analyser

Sectional Analysis Software - Not just a formguide!

www.facebook.com/PJHarnessRacing



RISE Digital, Harness Racing Australia nor the provider accepts any responsibility for the completeness or accuracy of any of the information contained herein, and makes no representations about its suitability for any particular purpose. Users should make their own judgements about those matters and/or seek independent advice. You assume all risks associated with use of data provided on this page

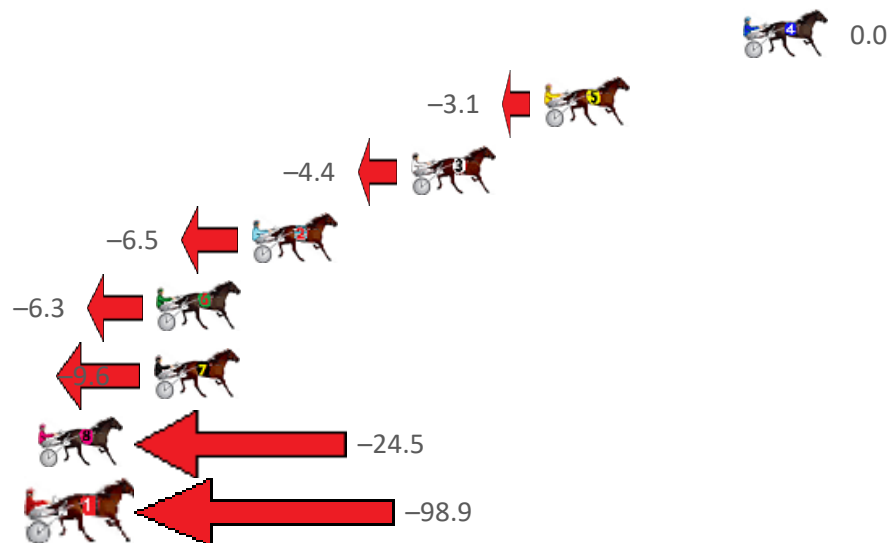
Bunbury Race 3 Distance 2100m

Wednesday, 5 July 2023

Gross Time: 2:36.30 MileRate: 1:59.80 LeadTime: 36.50s First Qtr: 32.00s Second Qtr: 29.50s Third Qtr: 29.60s Fourth Qtr: 28.70s

NoHorse	Plc	Mar	800 Posi	400 Posi	Time	3rd Qtr	4th Qtr
4 CALLMEWHATUWAN	1	0.0m	0.0m (0)	0.0m (0)	2:36.30	29.60s	28.70s
5 HES THUNDER	2	7.9m	4.8m (1)	2.2m (1)	2:36.90	29.42s	29.11s
3 THE DUBLIN XPRESS	3	13.2m	8.8m (1)	7.4m (0)	2:37.29	29.51s	29.11s
2 MOON DAISY	4	19.5m	13.0m (1)	14.2m (0)	2:37.77	29.69s	29.08s
6 ATLANTAS	5	23.3m	17.0m (1)	18.4m (1)	2:38.06	29.71s	29.05s
7 HEART OF SAHARA	6	23.4m	13.8m (2)	12.8m (1)	2:38.06	29.54s	29.46s
8 EL MANZANA	7	34.7m	10.2m (0)	25.4m (1)	2:38.91	30.71s	29.36s
1 LILLY LAGUNA	8	104.9m	6.0m (0)	25.0m (0)	2:44.20	31.07s	34.40s

Finish Position and metres gained from 800m



PJ Harness Analyser

Sectional Analysis Software - Not just a formguide!

www.facebook.com/PJHarnessRacing



RISE Digital, Harness Racing Australia nor the provider accepts any responsibility for the completeness or accuracy of any of the information contained herein, and makes no representations about its suitability for any particular purpose. Users should make their own judgements about those matters and/or seek independent advice. You assume all risks associated with use of data provided on this page

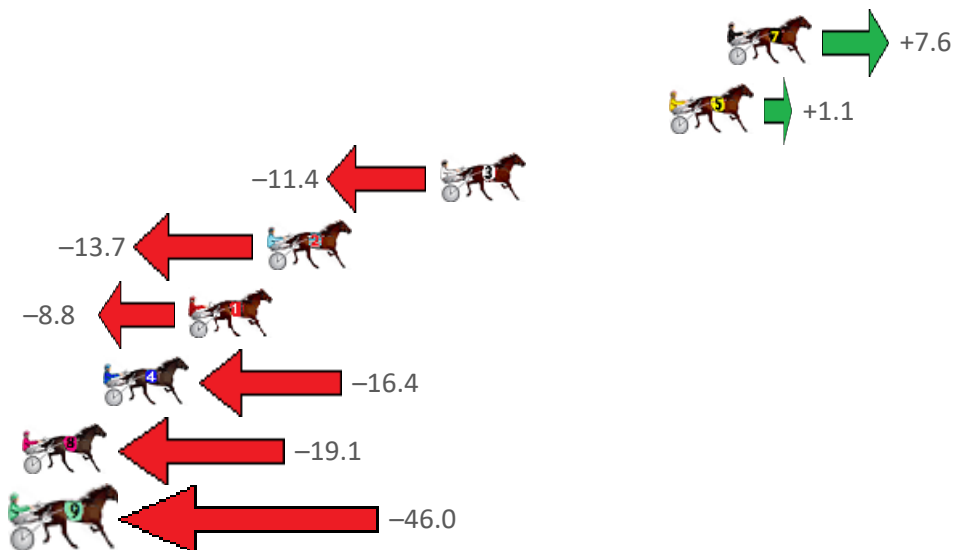
Bunbury Race 4 Distance 2100m

Wednesday, 5 July 2023

Gross Time: 2:38.40 MileRate: 2:01.40 LeadTime: 35.60s First Qtr: 31.80s Second Qtr: 30.10s Third Qtr: 31.00s Fourth Qtr: 29.90s

NoHorse	Plc	Mar	800 Posi	400 Posi	Time	3rd Qtr	4th Qtr
7 LOMBO MITCHINSO	1	0.0m	7.6m (1)	6.4m (1)	2:38.40	30.90s	29.42s
5 SPIRITOFANANGEL	2	2.3m	3.4m (1)	2.0m (1)	2:38.58	30.89s	29.92s
3 READY TO ATTACK	3	11.4m	0.0m (0)	0.0m (0)	2:39.29	31.02s	30.75s
2 STRAYLYA	4	18.3m	4.6m (0)	4.4m (0)	2:39.83	31.00s	30.93s
1 ZIGGEY	5	21.4m	12.6m (0)	13.4m (0)	2:40.08	31.07s	30.49s
4 DUSTYROADS	6	24.8m	8.4m (0)	8.8m (0)	2:40.34	31.05s	31.09s
8 DEVILS COURAGE	7	31.1m	12.0m (1)	10.8m (1)	2:40.84	30.94s	31.41s
9 HIGHLIGHTS	8	166.0m	120.0m (0)	140.0m (0)	2:51.40	32.55s	31.83s

Finish Position and metres gained from 800m



PJ Harness Analyser
Sectional Analysis Software - Not just a formguide!

www.facebook.com/PJHarnessRacing



RISE Digital, Harness Racing Australia nor the provider accepts any responsibility for the completeness or accuracy of any of the information contained herein, and makes no representations about its suitability for any particular purpose. Users should make their own judgements about those matters and/or seek independent advice. You assume all risks associated with use of data provided on this page

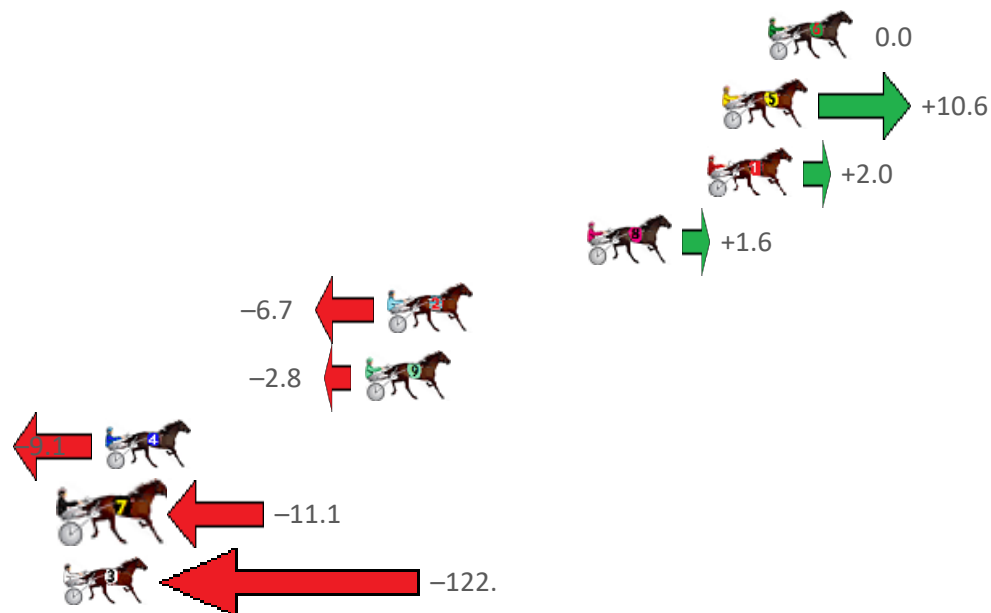
Bunbury Race 5 Distance 2100m

Wednesday, 5 July 2023

Gross Time: 2:36.30 MileRate: 1:59.80 LeadTime: 36.50s First Qtr: 30.10s Second Qtr: 30.60s Third Qtr: 29.90s Fourth Qtr: 29.20s

NoHorse	Plc	Mar	800 Posi	400 Posi	Time	3rd Qtr	4th Qtr
6 THORIUM ENERGY	1	0.0m	0.0m (0)	0.0m (0)	2:36.30	29.90s	29.20s
5 DISCO DYNAMO	2	1.8m	12.4m (1)	4.6m (2)	2:36.44	29.32s	29.00s
1 DREAMS OF VALHAL	3	2.4m	4.4m (0)	4.0m (0)	2:36.48	29.87s	29.08s
8 RELIM	4	7.2m	8.8m (0)	8.2m (0)	2:36.85	29.86s	29.13s
2 AMERICAN ROCK	5	15.1m	8.4m (1)	6.4m (1)	2:37.46	29.76s	29.83s
9 SWEET SASSYMOLAS	6	16.0m	13.2m (0)	12.6m (0)	2:37.53	29.86s	29.45s
4 CAPITOL DAWN	7	26.3m	17.2m (0)	17.4m (0)	2:38.31	29.92s	29.85s
7 ADVANCE STRIKE	8	27.7m	16.6m (1)	15.0m (1)	2:38.42	29.79s	30.12s
3 MAL BOY	9	126.9m	4.6m (1)	42.0m (0)	2:46.02	32.72s	35.36s

Finish Position and metres gained from 800m



PJ Harness Analyser
Sectional Analysis Software - Not just a formguide!

www.facebook.com/PJHarnessRacing



RISE Digital, Harness Racing Australia nor the provider accepts any responsibility for the completeness or accuracy of any of the information contained herein, and makes no representations about its suitability for any particular purpose. Users should make their own judgements about those matters and/or seek independent advice. You assume all risks associated with use of data provided on this page

Bunbury Race 6 Distance 2100m

Wednesday, 5 July 2023

Gross Time: 2:33.00 MileRate: 1:57.30 LeadTime: 35.40s First Qtr: 31.00s Second Qtr: 29.10s Third Qtr: 29.50s Fourth Qtr: 28.00s

NoHorse	Plc	Mar	800 Posi	400 Posi	Time	3rd Qtr	4th Qtr
5 RAMBO RABBIT	1	0.0m	0.0m (0)	0.0m (0)	2:33.00	29.50s	28.00s

6 ROCK ARTIST	2	16.0m	6.4m (1)	3.6m (1)	2:34.18	29.32s	28.86s
---------------	---	-------	----------	----------	---------	--------	--------

11 COLD HARD CASH	3	16.8m	10.4m (1)	8.2m (1)	2:34.24	29.36s	28.60s
-------------------	---	-------	-----------	----------	---------	--------	--------

8 PETER ROMEO	4	28.3m	12.4m (0)	16.2m (0)	2:35.08	29.79s	28.84s
---------------	---	-------	-----------	-----------	---------	--------	--------

3 PADDITUDE	5	31.8m	14.6m (1)	14.0m (1)	2:35.34	29.49s	29.24s
-------------	---	-------	-----------	-----------	---------	--------	--------

9 STEREOPHONIC	6	32.4m	18.6m (1)	18.6m (1)	2:35.38	29.53s	28.96s
----------------	---	-------	-----------	-----------	---------	--------	--------

1 MISTA MANGELS	7	32.9m	8.4m (0)	11.4m (0)	2:35.42	29.75s	29.50s
-----------------	---	-------	----------	-----------	---------	--------	--------

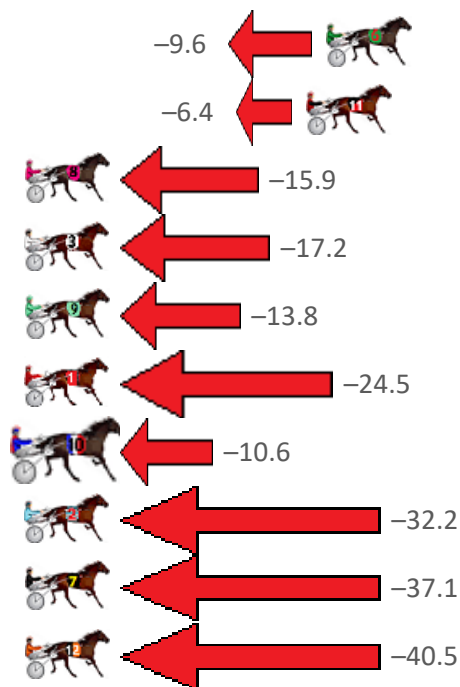
10 BATTLESCARD	8	33.2m	22.6m (1)	23.4m (1)	2:35.44	29.58s	28.68s
----------------	---	-------	-----------	-----------	---------	--------	--------

2 NORTHERN GAZE	9	36.4m	4.2m (0)	4.6m (0)	2:35.68	29.59s	30.21s
-----------------	---	-------	----------	----------	---------	--------	--------

7 BABYSGOTBLUEYES	10	53.5m	16.4m (0)	22.2m (0)	2:36.94	29.97s	30.18s
-------------------	----	-------	-----------	-----------	---------	--------	--------

12 MAGIC EYE MICK	11	59.7m	19.2m (2)	20.0m (2)	2:37.39	29.63s	30.76s
-------------------	----	-------	-----------	-----------	---------	--------	--------

Finish Position and metres gained from 800m



PJ Harness Analyser

Sectional Analysis Software - Not just a formguide!

www.facebook.com/PJHarnessRacing



RISE Digital, Harness Racing Australia nor the provider accepts any responsibility for the completeness or accuracy of any of the information contained herein, and makes no representations about its suitability for any particular purpose. Users should make their own judgements about those matters and/or seek independent advice. You assume all risks associated with use of data provided on this page


Bunbury Race 7 Distance 2100m

Wednesday, 5 July 2023

Gross Time: 2:33.40 MileRate: 1:57.50 LeadTime: 34.90s First Qtr: 30.70s Second Qtr: 29.40s Third Qtr: 28.90s Fourth Qtr: 29.50s

NoHorse	Plc	Mar	800 Posi	400 Posi	Time	3rd Qtr	4th Qtr
5 ANOTHERBIGMAN	1	0.0m	0.0m (0)	0.0m (0)	2:33.40	28.90s	29.50s
3 DELIGHTFUL MANDY	2	8.1m	12.2m (0)	9.6m (0)	2:34.03	28.71s	29.39s
2 HI TOMMY	3	8.2m	8.2m (0)	5.4m (0)	2:34.03	28.69s	29.71s
7 IDEAL CHARM	4	13.2m	16.0m (0)	7.6m (1)	2:34.42	28.29s	29.91s
1 IDEALINGOLD	5	16.5m	19.6m (1)	6.8m (2)	2:34.68	27.96s	30.21s
4 NAVY STREET	6	18.9m	4.0m (0)	3.6m (1)	2:34.86	28.86s	30.62s
6 TUMBLIN DICE	7	30.7m	23.4m (0)	18.8m (0)	2:35.77	28.56s	30.37s

Finish Position and metres gained from 800m







Harness Analyser

Sectional Analysis Software - Not just a formguide!

www.facebook.com/PJHarnessRacing



RISE Digital, Harness Racing Australia nor the provider accepts any responsibility for the completeness or accuracy of any of the information contained herein, and makes no representations about its suitability for any particular purpose. Users should make their own judgements about those matters and/or seek independent advice. You assume all risks associated with use of data provided on this page