

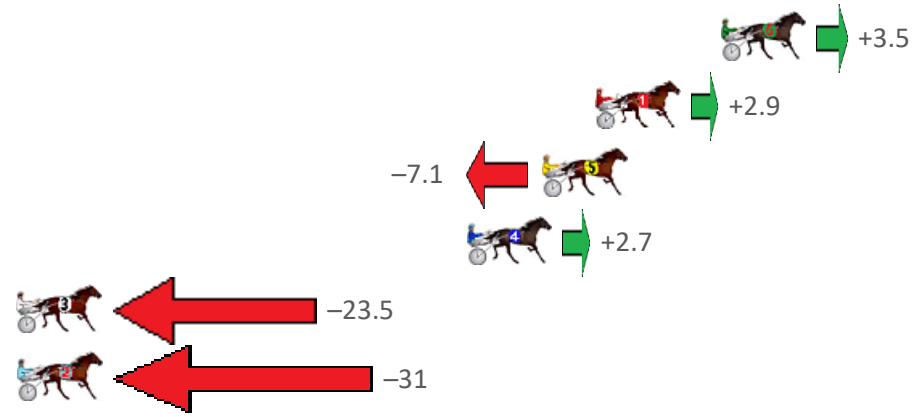
Bunbury Race 1 Distance 2503m

Wednesday, 12 July 2023

Gross Time: 3:13.70 MileRate: 2:01.20 LeadTime: 75.80s First Qtr: 32.00s Second Qtr: 29.60s Third Qtr: 27.60s Fourth Qtr: 28.70s

NoHorse	Plc	Mar	800 Posi	400 Posi	Time	3rd Qtr	4th Qtr
6 BEAT THE BANK	1	0.0m	3.5m (1)	0.2m (1)	3:13.70	27.37s	28.69s
1 EXTRAORDINARY MA	2	5.0m	7.9m (1)	4.9m (1)	3:14.08	27.40s	28.74s
5 ICANBOLT	3	7.1m	0.0m (0)	0.0m (0)	3:14.23	27.60s	29.23s
4 CHRYSOPRASE	4	10.1m	12.8m (1)	9.2m (1)	3:14.46	27.36s	28.82s
3 HI TOMMY	5	29.3m	5.8m (0)	7.4m (0)	3:15.91	27.72s	30.39s
2 ASHIMA	6	41.2m	10.5m (0)	14.3m (0)	3:16.80	27.88s	30.80s

Finish Position and metres gained from 800m





PJ Harness Analyser

Sectional Analysis Software - Not just a formguide!

www.facebook.com/PJHarnessRacing



RISE Digital, Harness Racing Australia nor the provider accepts any responsibility for the completeness or accuracy of any of the information contained herein, and makes no representations about its suitability for any particular purpose. Users should make their own judgements about those matters and/or seek independent advice. You assume all risks associated with use of data provided on this page

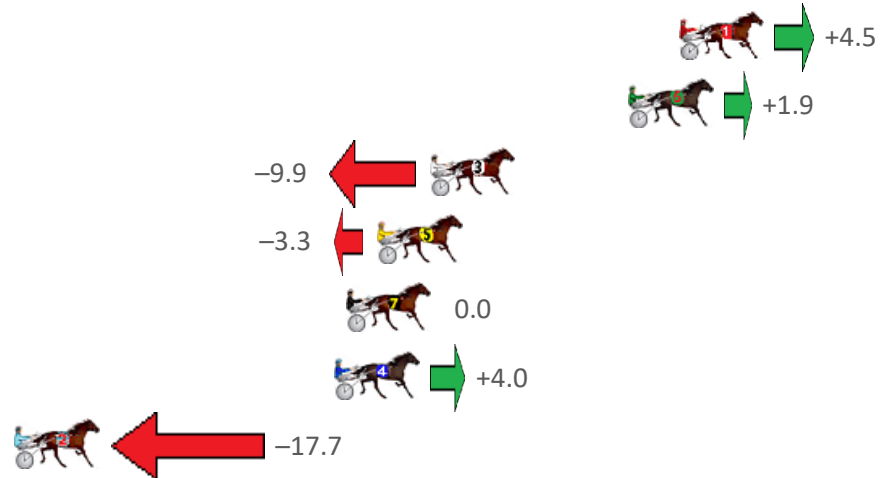
Bunbury Race 2 Distance 1609m

Wednesday, 12 July 2023

Gross Time: 1:57.50 MileRate: 1:57.50 LeadTime: 0.00s First Qtr: 29.30s Second Qtr: 31.60s Third Qtr: 28.60s Fourth Qtr: 28.00s

NoHorse	Plc	Mar	800 Posi	400 Posi	Time	3rd Qtr	4th Qtr
1 BELLES WHISPER	1	0.0m	4.5m (0)	4.0m (0)	1:57.50	28.56s	27.72s
6 SEASIDE ROSE	2	2.0m	3.9m (1)	0.9m (1)	1:57.65	28.38s	28.09s
3 SHES A MARE	3	9.9m	0.0m (0)	0.0m (0)	1:58.23	28.60s	28.73s
5 PRINCESS MICKAYLA	4	12.0m	8.7m (1)	5.7m (1)	1:58.38	28.38s	28.48s
7 ROCK ROSIE ROCK	5	13.2m	13.2m (1)	10.1m (1)	1:58.47	28.37s	28.26s
4 ALREDDY FLYIN	6	13.7m	17.7m (1)	15.9m (0)	1:58.51	28.46s	27.89s
2 RYDER ROSE	7	26.4m	8.7m (0)	8.4m (0)	1:59.44	28.57s	29.35s

Finish Position and metres gained from 800m





PJ Harness Analyser

Sectional Analysis Software - Not just a formguide!

www.facebook.com/PJHarnessRacing



RISE Digital, Harness Racing Australia nor the provider accepts any responsibility for the completeness or accuracy of any of the information contained herein, and makes no representations about its suitability for any particular purpose. Users should make their own judgements about those matters and/or seek independent advice. You assume all risks associated with use of data provided on this page

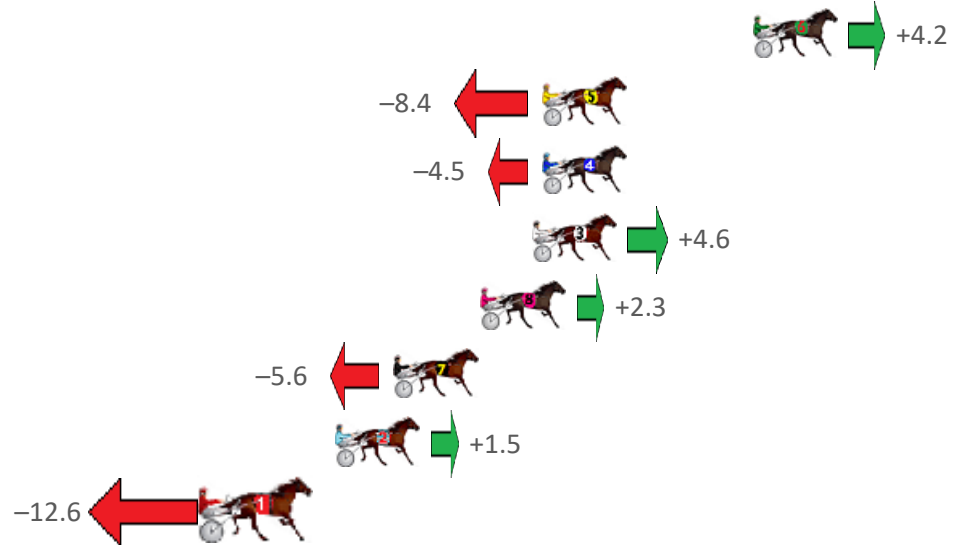
Bunbury Race 3 Distance 2100m

Wednesday, 12 July 2023

Gross Time: 2:44.00 MileRate: 2:05.70 LeadTime: 37.80s First Qtr: 31.70s Second Qtr: 33.60s Third Qtr: 30.70s Fourth Qtr: 30.20s

NoHorse	Plc	Mar	800 Posi	400 Posi	Time	3rd Qtr	4th Qtr
6 MINNENOOKA	1	0.0m	4.2m (0)	4.2m (0)	2:44.00	30.70s	29.88s
5 SEVEN MILLION MO	2	8.4m	0.0m (0)	0.0m (0)	2:44.66	30.70s	30.86s
4 LUCY HELEN	3	8.4m	3.9m (1)	2.4m (1)	2:44.66	30.58s	30.68s
3 BARDAN KID	4	8.8m	13.4m (1)	8.7m (3)	2:44.70	30.34s	30.24s
8 STAR OF KAOS	5	10.8m	13.1m (0)	8.2m (0)	2:44.85	30.32s	30.43s
7 JORDANO	6	14.3m	8.7m (1)	5.3m (2)	2:45.13	30.44s	30.93s
2 THIS TIME JACKO	7	16.6m	18.1m (0)	12.4m (0)	2:45.31	30.26s	30.57s
1 CONSTELLATIONJEW	8	21.5m	8.9m (0)	7.4m (1)	2:45.70	30.58s	31.34s

Finish Position and metres gained from 800m





PJ Harness Analyser

Sectional Analysis Software - Not just a formguide!

www.facebook.com/PJHarnessRacing




RISE Digital, Harness Racing Australia nor the provider accepts any responsibility for the completeness or accuracy of any of the information contained herein, and makes no representations about its suitability for any particular purpose. Users should make their own judgements about those matters and/or seek independent advice. You assume all risks associated with use of data provided on this page

Bunbury Race 4 Distance 1609m

Wednesday, 12 July 2023

Gross Time: 1:58.50 MileRate: 1:58.50 LeadTime: 0.00s First Qtr: 27.60s Second Qtr: 32.60s Third Qtr: 30.00s Fourth Qtr: 28.40s

NoHorse	Plc	Mar	800 Posi	400 Posi	Time	3rd Qtr	4th Qtr
7 RELIM	1	0.0m	12.6m (1)	8.0m (2)	1:58.50	29.64s	27.82s
3 DISCO DYNAMO	2	4.7m	4.6m (0)	3.9m (0)	1:58.85	29.94s	28.47s
5 MISTER KOPA	3	11.0m	0.0m (0)	0.0m (0)	1:59.32	30.00s	29.22s
6 SWEET SASSYMOLAS	4	13.8m	7.8m (1)	3.7m (2)	1:59.53	29.69s	29.16s
1 LIVE LIFE FAST	5	14.3m	9.1m (0)	8.0m (0)	1:59.57	29.90s	28.89s
2 SHAKIRA BLUE	6	15.5m	3.0m (1)	0.6m (1)	1:59.66	29.82s	29.52s
8 BABYSGOTBLUEEYES	7	17.9m	13.7m (0)	12.4m (0)	1:59.84	29.88s	28.84s
4 WISE SAGE	8	20.2m	17.2m (1)	13.0m (1)	2:00.01	29.66s	28.97s





PJ Harness Analyser

Sectional Analysis Software - Not just a formguide!

www.facebook.com/PJHarnessRacing



RISE Digital, Harness Racing Australia nor the provider accepts any responsibility for the completeness or accuracy of any of the information contained herein, and makes no representations about its suitability for any particular purpose. Users should make their own judgements about those matters and/or seek independent advice. You assume all risks associated with use of data provided on this page

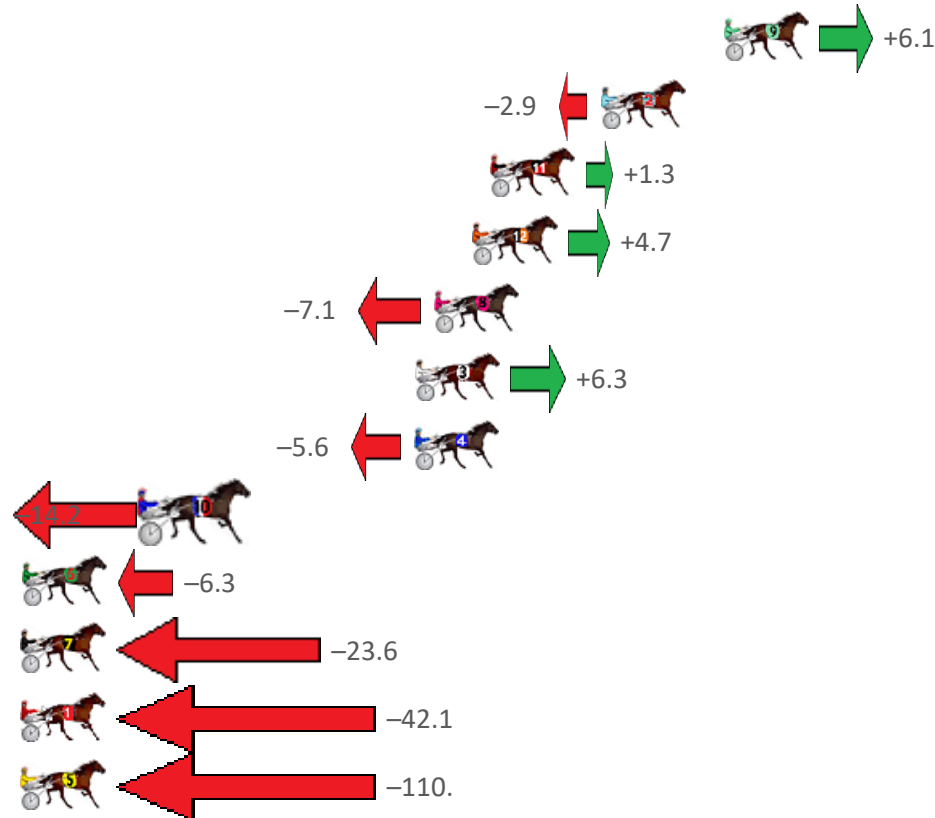
Bunbury Race 5 Distance 1609m

Wednesday, 12 July 2023

Gross Time: 1:56.00 MileRate: 1:56.00 LeadTime: 0.00s First Qtr: 28.70s Second Qtr: 29.50s Third Qtr: 29.00s Fourth Qtr: 28.90s

NoHorse	Plc	Mar	800 Posi	400 Posi	Time	3rd Qtr	4th Qtr
9 MIKIS BEACH	1	0.0m	6.1m (1)	4.3m (2)	1:56.00	28.87s	28.59s
2 PADDITUDE	2	4.9m	2.0m (1)	0.0m (0)	1:56.37	28.86s	29.27s
11 EASTON QUALITY	3	9.3m	10.6m (1)	7.1m (1)	1:56.71	28.75s	29.10s
12 REDDY TO FLY	4	10.0m	14.7m (1)	0.7m (2)	1:56.76	27.99s	29.61s
8 ISLAND TEE REX	5	11.5m	4.4m (0)	12.1m (1)	1:56.87	29.55s	28.90s
3 HES THUNDER	6	12.3m	18.6m (1)	12.7m (2)	1:56.93	28.57s	28.92s
4 RISKITFORDABISKIT	7	12.3m	6.7m (2)	0.7m (1)	1:56.93	28.57s	29.78s
10 SHESGOTHEREYES	8	22.8m	8.6m (0)	16.3m (0)	1:57.73	29.55s	29.46s
6 HEART OF SAHARA	9	27.9m	21.6m (0)	24.3m (1)	1:58.12	29.19s	29.27s
7 ZAC YOUR NOBODY	10	37.5m	13.9m (0)	20.7m (0)	1:58.84	29.49s	30.25s
1 EL MANZANA	11	42.1m	0.0m (0)	7.9m (0)	1:59.19	29.57s	31.52s
5 SON OF STARSKY	12	121.6m	10.8m (2)	6.8m (3)	2:05.22	28.71s	37.63s

Finish Position and metres gained from 800m



PJ Harness Analyser

Sectional Analysis Software - Not just a formguide!

www.facebook.com/PJHarnessRacing



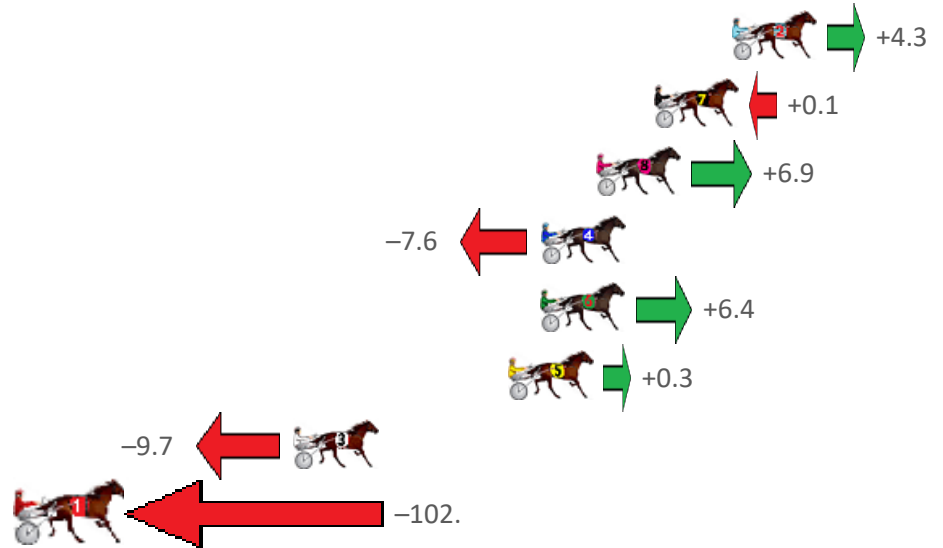
Bunbury Race 6 Distance 2100m

Wednesday, 12 July 2023

Gross Time: 2:33.50 MileRate: 1:57.70 LeadTime: 36.50s First Qtr: 31.00s Second Qtr: 30.00s Third Qtr: 28.10s Fourth Qtr: 27.90s

NoHorse	Plc	Mar	800 Posi	400 Posi	Time	3rd Qtr	4th Qtr
2 ROCKMYSTER	1	0.0m	4.3m (0)	4.2m (0)	2:33.50	28.09s	27.61s
7 CHEER THE MAJOR	2	3.1m	3.2m (1)	2.3m (1)	2:33.73	28.04s	27.97s
8 PETER PETRIFY	3	5.4m	12.3m (1)	10.6m (3)	2:33.90	27.98s	27.56s
4 ROCK ON TOP	4	7.6m	0.0m (0)	0.0m (0)	2:34.06	28.10s	28.46s
6 MISS LAMARR	5	7.6m	14.0m (0)	10.6m (0)	2:34.06	27.86s	27.72s
5 MALAKIE	6	8.9m	9.2m (2)	8.3m (2)	2:34.15	28.04s	27.97s
3 BEYOND BLING	7	17.4m	7.7m (1)	7.8m (1)	2:34.78	28.10s	28.64s
1 IDEAL CHARM	8	111.7m	9.7m (0)	74.1m (0)	2:41.69	32.58s	30.93s

Finish Position and metres gained from 800m





PJ Harness Analyser

Sectional Analysis Software - Not just a formguide!

www.facebook.com/PJHarnessRacing



RISE Digital, Harness Racing Australia nor the provider accepts any responsibility for the completeness or accuracy of any of the information contained herein, and makes no representations about its suitability for any particular purpose. Users should make their own judgements about those matters and/or seek independent advice. You assume all risks associated with use of data provided on this page


Bunbury Race 7 Distance 2100m

Wednesday, 12 July 2023

Gross Time: 2:32.90 MileRate: 1:57.10 LeadTime: 35.70s First Qtr: 28.30s Second Qtr: 30.60s Third Qtr: 29.30s Fourth Qtr: 29.00s

NoHorse	Plc	Mar	800 Posi	400 Posi	Time	3rd Qtr	4th Qtr
7 ROLLING FIRE	1	0.0m	28.0m (1)	0.6m (1)	2:32.90	27.30s	28.96s
2 WILLIAM GEES LEGA	2	17.8m	5.2m (0)	0.0m (0)	2:34.25	28.92s	30.35s
8 ME FLASH	3	29.7m	23.3m (1)	12.2m (3)	2:35.16	28.48s	30.38s
4 SMOKEYS SHADOW	4	31.5m	19.2m (0)	15.2m (0)	2:35.30	29.00s	30.30s
6 MISTER RIDGEWELL	5	32.4m	10.2m (0)	3.9m (0)	2:35.37	28.84s	31.19s
3 OLLIE OLIVER	6	34.9m	14.0m (1)	8.8m (1)	2:35.56	28.92s	31.02s
9 CAMS BOULDER	7	42.8m	19.0m (1)	9.4m (2)	2:36.16	28.60s	31.58s
1 MISTA MANGELS	8	48.0m	14.6m (0)	23.2m (0)	2:36.55	29.92s	30.97s
5 COLD HARD CASH	9	48.7m	0.0m (0)	9.4m (0)	2:36.61	29.98s	32.03s

Finish Position and metres gained from 800m





PJ Harness Analyser

Sectional Analysis Software - Not just a formguide!

www.facebook.com/PJHarnessRacing



RISE Digital, Harness Racing Australia nor the provider accepts any responsibility for the completeness or accuracy of any of the information contained herein, and makes no representations about its suitability for any particular purpose. Users should make their own judgements about those matters and/or seek independent advice. You assume all risks associated with use of data provided on this page