

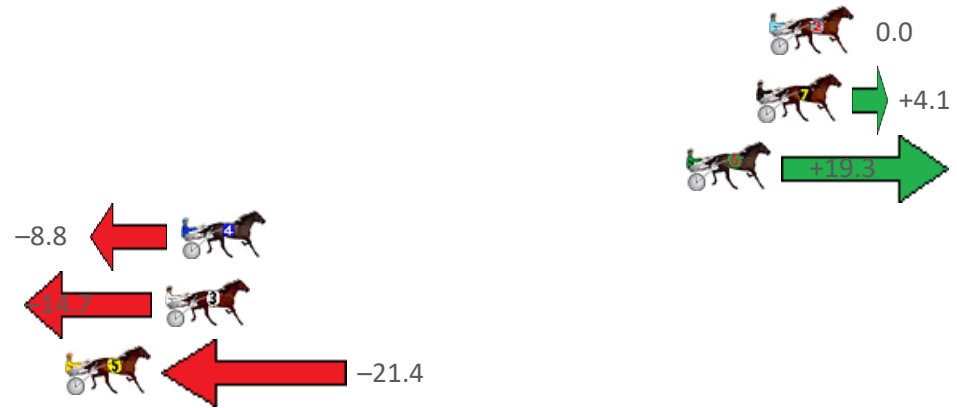
Bunbury Race 1 Distance 2100m

Tuesday, 18 July 2023

Gross Time: 2:41.80 MileRate: 2:04.00 LeadTime: 39.50s First Qtr: 32.40s Second Qtr: 31.60s Third Qtr: 29.00s Fourth Qtr: 29.30s

NoHorse	Plc	Mar	800 Posi	400 Posi	Time	3rd Qtr	4th Qtr
2 MAJIC BAY	1	0.0m	0.0m (0)	0.0m (0)	2:41.80	29.00s	29.30s
7 JORDANO	2	0.5m	4.6m (0)	2.6m (1)	2:41.84	28.86s	29.15s
6 HIGHLIGHTS	3	3.3m	22.6m (0)	7.2m (3)	2:42.05	27.89s	29.03s
4 CARMELA DOMENIC	4	23.4m	14.6m (0)	7.2m (0)	2:43.60	28.47s	30.58s
3 WEDU WHITBY VOO	5	24.0m	9.3m (0)	3.9m (2)	2:43.64	28.61s	30.86s
5 STAR OF KAOS	6	56.6m	35.2m (0)	37.4m (0)	2:46.15	29.17s	30.94s

Finish Position and metres gained from 800m





PJ Harness Analyser

Sectional Analysis Software - Not just a formguide!

www.facebook.com/PJHarnessRacing



RISE Digital, Harness Racing Australia nor the provider accepts any responsibility for the completeness or accuracy of any of the information contained herein, and makes no representations about its suitability for any particular purpose. Users should make their own judgements about those matters and/or seek independent advice. You assume all risks associated with use of data provided on this page

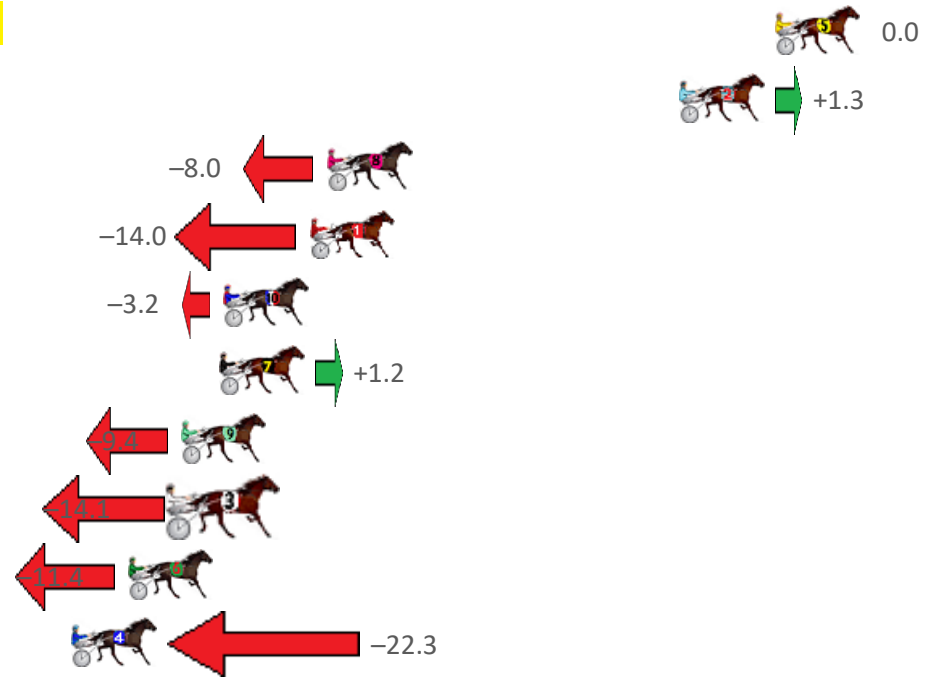
Bunbury Race 2 Distance 2100m

Tuesday, 18 July 2023

Gross Time: 2:39.40 MileRate: 2:02.10 LeadTime: 38.20s First Qtr: 31.40s Second Qtr: 31.20s Third Qtr: 29.50s Fourth Qtr: 29.10s

NoHorse	Plc	Mar	800 Posi	400 Posi	Time	3rd Qtr	4th Qtr
5 SPIRITOFANANGEL	1	0.0m	0.0m (0)	0.0m (0)	2:39.40	29.50s	29.10s
2 SWEET DUNCAN	2	3.8m	5.1m (1)	2.6m (1)	2:39.69	29.32s	29.20s
8 FLYIN DISCO	3	17.8m	9.8m (0)	11.1m (0)	2:40.76	29.59s	29.65s
1 YANKIE KEV	4	18.5m	4.5m (0)	5.9m (0)	2:40.81	29.60s	30.08s
10 MISTER KOPA	5	21.9m	18.7m (1)	3.3m (2)	2:41.07	28.37s	30.53s
7 ALZ SUNSHINE	6	22.1m	23.3m (1)	10.4m (3)	2:41.09	28.55s	30.03s
9 DAWSON SHARD	7	23.6m	14.2m (1)	7.8m (2)	2:41.20	29.03s	30.33s
3 HUGHEY	8	23.7m	9.6m (1)	6.6m (1)	2:41.21	29.28s	30.43s
6 ALLAGLOW	9	25.7m	14.3m (0)	11.8m (1)	2:41.36	29.31s	30.20s
4 THIS TIME JACKO	10	40.6m	18.3m (0)	16.3m (0)	2:42.50	29.35s	31.01s

Finish Position and metres gained from 800m





PJ Harness Analyser

Sectional Analysis Software - Not just a formguide!

www.facebook.com/PJHarnessRacing



RISE Digital, Harness Racing Australia nor the provider accepts any responsibility for the completeness or accuracy of any of the information contained herein, and makes no representations about its suitability for any particular purpose. Users should make their own judgements about those matters and/or seek independent advice. You assume all risks associated with use of data provided on this page


Bunbury Race 3 Distance 1609m

Tuesday, 18 July 2023

Gross Time: 1:57.80 MileRate: 1:57.80 LeadTime: 0.00s First Qtr: 28.80s Second Qtr: 31.20s Third Qtr: 28.40s Fourth Qtr: 29.40s

NoHorse	Plc	Mar	800 Posi	400 Posi	Time	3rd Qtr	4th Qtr
2 DISCO DYNAMO	1	0.0m	0.0m (0)	0.0m (0)	1:57.80	28.40s	29.40s
4 ADORE ME SOME M	2	15.9m	21.5m (1)	14.8m (2)	1:59.03	27.94s	29.57s
11 BABYSGOTBLUEEYES	3	16.9m	15.6m (0)	18.1m (1)	1:59.10	28.60s	29.40s
5 MISTA MANGELS	4	17.1m	2.6m (1)	5.3m (1)	1:59.12	28.60s	30.34s
9 GOODONYA MATE	5	17.9m	12.8m (1)	8.6m (2)	1:59.18	28.12s	30.16s
8 FIREPLAY	6	19.1m	10.9m (0)	12.0m (1)	1:59.27	28.49s	30.01s
6 SWEET SASSYMOLAS	7	28.7m	33.3m (0)	22.1m (1)	2:00.01	27.64s	30.02s
7 LIVE LIFE FAST	8	29.8m	6.7m (1)	6.0m (0)	2:00.10	28.36s	31.27s
12 MAGIC EYE MICK	9	34.4m	41.5m (0)	29.4m (0)	2:00.45	27.58s	29.94s
1 FLAMING CULLEN	10	37.8m	5.4m (0)	16.7m (0)	2:00.71	29.22s	31.11s
10 SHAKIRA BLUE	11	46.1m	17.6m (1)	15.3m (3)	2:01.35	28.26s	31.85s
3 MADDY MADDY	12	150.7m	90.8m (0)	100.1m (0)	2:09.42	29.18s	33.83s

Finish Position and metres gained from 800m





PJ Harness Analyser

Sectional Analysis Software - Not just a formguide!

www.facebook.com/PJHarnessRacing



RISE Digital, Harness Racing Australia nor the provider accepts any responsibility for the completeness or accuracy of any of the information contained herein, and makes no representations about its suitability for any particular purpose. Users should make their own judgements about those matters and/or seek independent advice. You assume all risks associated with use of data provided on this page

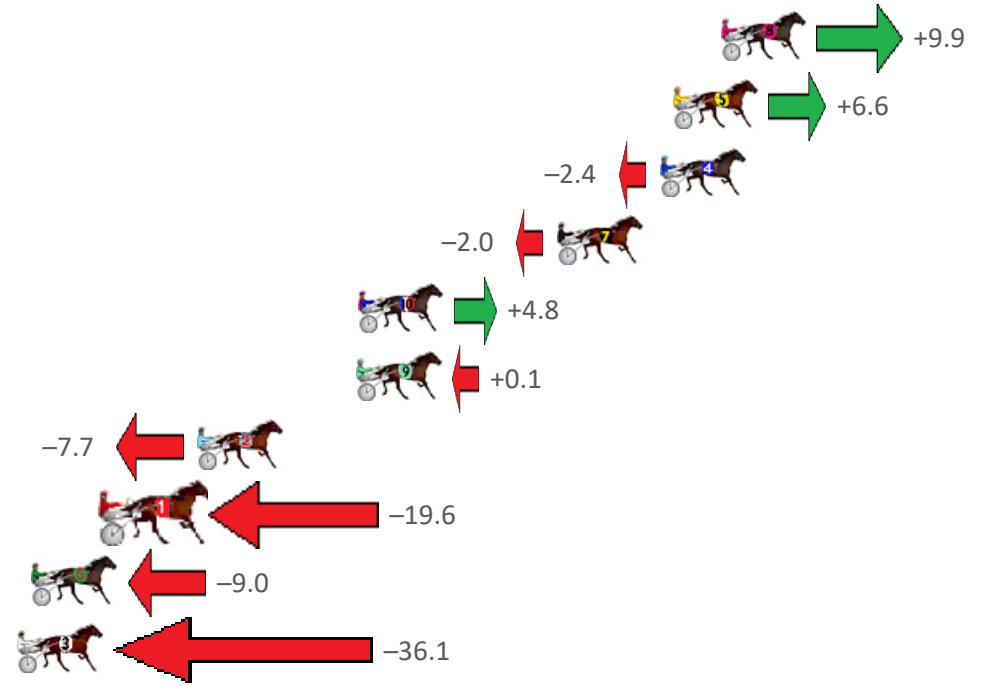
Bunbury Race 4 Distance 2100m

Tuesday, 18 July 2023

Gross Time: 2:39.40 MileRate: 2:02.20 LeadTime: 36.60s First Qtr: 31.50s Second Qtr: 33.40s Third Qtr: 28.90s Fourth Qtr: 29.00s

NoHorse	Plc	Mar	800 Posi	400 Posi	Time	3rd Qtr	4th Qtr
8 LOMBO MITCHINSO	1	0.0m	9.9m (0)	11.3m (1)	2:39.40	29.00s	28.19s
5 HES THUNDER	2	1.9m	8.5m (1)	6.7m (1)	2:39.54	28.77s	28.66s
4 MAJOR DALTON	3	2.4m	0.0m (0)	0.0m (0)	2:39.58	28.90s	29.18s
7 HEART OF SAHARA	4	6.5m	4.5m (1)	2.0m (1)	2:39.89	28.72s	29.35s
10 REDDY TO FLY	5	14.4m	19.2m (0)	19.3m (0)	2:40.50	28.91s	28.71s
9 EASTON QUALITY	6	14.5m	14.6m (0)	17.9m (1)	2:40.50	29.14s	28.81s
2 THE RUNNING CAME	7	20.8m	13.1m (1)	8.1m (3)	2:40.98	28.54s	30.00s
1 READY TO ATTACK	8	24.2m	4.6m (0)	8.1m (0)	2:41.24	29.15s	30.26s
6 YANKEEDELIGHT	9	27.4m	18.4m (1)	13.3m (2)	2:41.48	28.54s	30.12s
3 THORIUM ENERGY	10	43.1m	7.0m (2)	5.3m (2)	2:42.68	28.78s	31.90s

Finish Position and metres gained from 800m





PJ Harness Analyser

Sectional Analysis Software - Not just a formguide!

www.facebook.com/PJHarnessRacing



RISE Digital, Harness Racing Australia nor the provider accepts any responsibility for the completeness or accuracy of any of the information contained herein, and makes no representations about its suitability for any particular purpose. Users should make their own judgements about those matters and/or seek independent advice. You assume all risks associated with use of data provided on this page


Bunbury Race 5 Distance 1609m

Tuesday, 18 July 2023

Gross Time: 1:56.50 MileRate: 1:56.50 LeadTime: 0.00s First Qtr: 28.40s Second Qtr: 30.70s Third Qtr: 29.10s Fourth Qtr: 28.40s

NoHorse	Plc	Mar	800 Posi	400 Posi	Time	3rd Qtr	4th Qtr
5 RAMBO RABBIT	1	0.0m	0.0m (0)	0.0m (0)	1:56.50	29.10s	28.40s
4 PADDITUDE	2	8.4m	3.9m (1)	3.4m (1)	1:57.13	29.06s	28.79s
3 OLLIE OLIVER	3	9.2m	8.4m (1)	8.0m (1)	1:57.19	29.06s	28.52s
8 WILLIAM GEES LEGA	4	10.6m	9.3m (0)	12.0m (2)	1:57.29	29.29s	28.33s
6 DOVE CRY	5	15.0m	19.2m (0)	16.4m (0)	1:57.62	28.88s	28.35s
11 CLASSY COLBY	6	17.2m	21.7m (1)	16.1m (1)	1:57.78	28.68s	28.53s
2 SMOKEYS SHADOW	7	17.5m	13.1m (1)	7.4m (2)	1:57.81	28.68s	29.18s
9 CLASSNSMART	8	24.2m	14.0m (0)	11.3m (0)	1:58.31	28.90s	29.40s
7 CHASING HILL	9	25.5m	24.2m (2)	3.4m (2)	1:58.40	27.59s	30.06s
1 HAPPY DAYZ	10	36.1m	4.7m (0)	6.0m (0)	1:59.19	29.19s	30.66s
10 ME FLASH	11	63.2m	17.2m (1)	18.1m (2)	2:01.21	29.15s	31.82s

Finish Position and metres gained from 800m





PJ Harness Analyser

Sectional Analysis Software - Not just a formguide!

www.facebook.com/PJHarnessRacing



RISE Digital, Harness Racing Australia nor the provider accepts any responsibility for the completeness or accuracy of any of the information contained herein, and makes no representations about its suitability for any particular purpose. Users should make their own judgements about those matters and/or seek independent advice. You assume all risks associated with use of data provided on this page

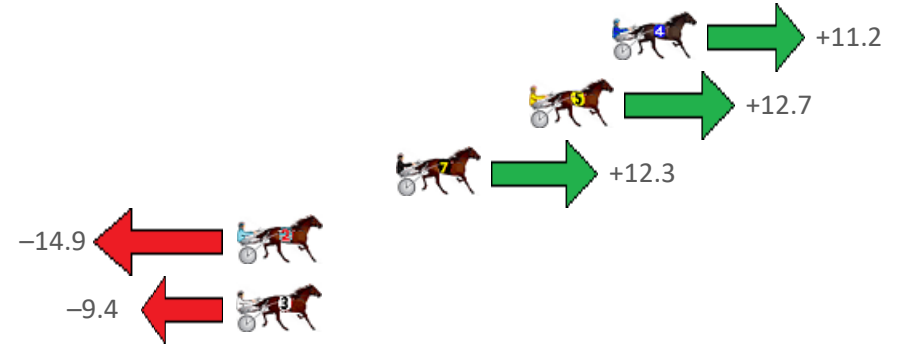
Bunbury Race 6 Distance 2100m

Tuesday, 18 July 2023

Gross Time: 2:39.70 MileRate: 2:02.40 LeadTime: 39.50s First Qtr: 31.90s Second Qtr: 32.00s Third Qtr: 27.70s Fourth Qtr: 28.60s

NoHorse	Plc	Mar	800 Posi	400 Posi	Time	3rd Qtr	4th Qtr
4 ARTFUL MAJOR	1	0.0m	11.2m (0)	0.0m (0)	2:39.70	26.93s	28.60s
5 GREVIS	2	3.3m	16.0m (0)	2.0m (1)	2:39.95	26.74s	28.71s
7 I CROSS MY HEART	3	8.6m	20.9m (0)	11.6m (1)	2:40.35	27.07s	28.44s
2 SUGAR COVERED	4	14.9m	0.0m (0)	9.6m (0)	2:40.82	28.37s	29.05s
3 TRUE GRIT	5	14.9m	5.5m (0)	13.6m (0)	2:40.82	28.27s	28.77s

Finish Position and metres gained from 800m





PJ Harness Analyser

Sectional Analysis Software - Not just a formguide!

www.facebook.com/PJHarnessRacing

