

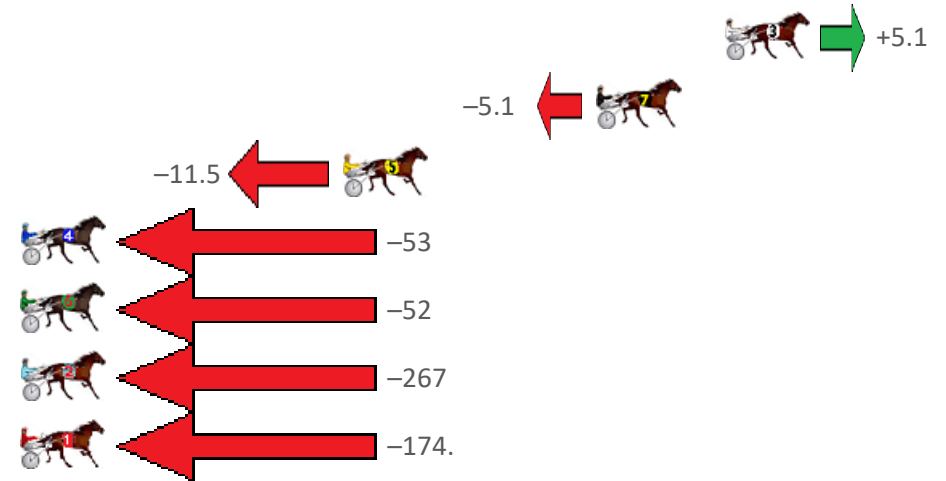
# Gloucester Park Race 1 Distance 2130m

Tuesday, 4 July 2023

Gross Time: 2:36.00 MileRate: 1:57.90 LeadTime: 38.30s First Qtr: 30.80s Second Qtr: 29.30s Third Qtr: 28.70s Fourth Qtr: 28.90s

NoHorse	Plc	Mar	800 Posi	400 Posi	Time	3rd Qtr	4th Qtr
3 FRANCO ENCORE	1	0.0m	5.1m (0)	3.9m (0)	2:36.00	28.62s	28.62s
7 HEEZ A VIBE	2	5.1m	0.0m (0)	0.0m (0)	2:36.39	28.70s	29.29s
5 ARTFUL MAJOR	3	15.2m	3.7m (1)	3.4m (1)	2:37.15	28.68s	29.81s
4 THE VAN GOGH CAM	4	62.6m	10.1m (0)	27.9m (0)	2:40.75	29.98s	31.65s
6 ARMA BELIEVER	5	68.8m	17.7m (1)	38.6m (1)	2:41.22	30.20s	31.36s
2 BLACKSAMURAI	6	282.4m	16.0m (0)	33.8m (0)	2:57.42	29.98s	47.90s
1 ALTAR	7	401.8m	227.1m (0)	267.3m (0)	3:06.47	31.64s	40.23s

Finish Position and metres gained from 800m





## PJ Harness Analyser

*Sectional Analysis Software - Not just a formguide!*

[www.facebook.com/PJHarnessRacing](http://www.facebook.com/PJHarnessRacing)



RISE Digital, Harness Racing Australia nor the provider accepts any responsibility for the completeness or accuracy of any of the information contained herein, and makes no representations about its suitability for any particular purpose. Users should make their own judgements about those matters and/or seek independent advice. You assume all risks associated with use of data provided on this page

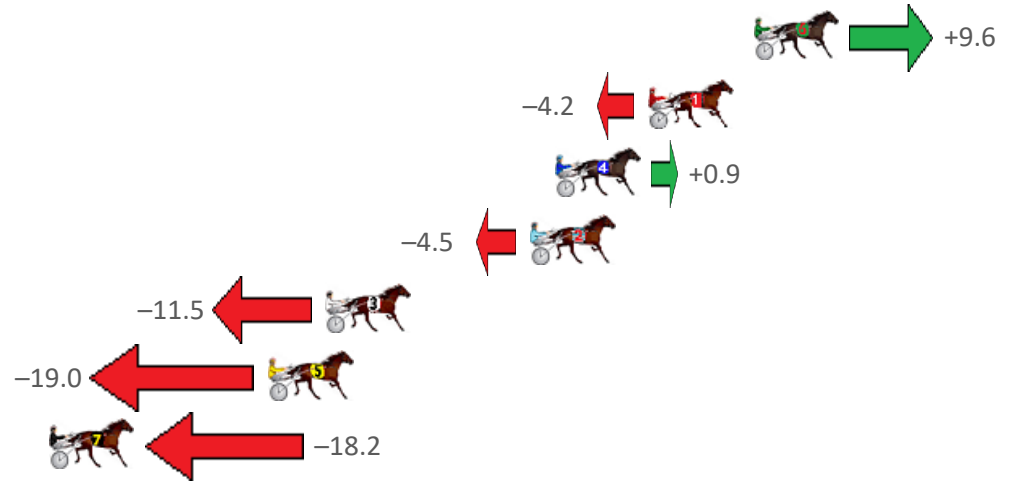
# Gloucester Park Race 2 Distance 2130m

Tuesday, 4 July 2023

Gross Time: 2:36.30 MileRate: 1:58.10 LeadTime: 37.80s First Qtr: 30.20s Second Qtr: 29.40s Third Qtr: 29.70s Fourth Qtr: 29.20s

NoHorse	Plc	Mar	800 Posi	400 Posi	Time	3rd Qtr	4th Qtr
6 CROWD CONTROL	1	0.0m	9.6m (1)	8.8m (1)	2:36.30	29.64s	28.56s
1 MAJOR OVERS	2	4.2m	0.0m (0)	0.0m (0)	2:36.62	29.70s	29.52s
4 ROCKNROLL SPIRIT	3	7.9m	8.8m (0)	8.8m (0)	2:36.91	29.70s	29.17s
2 MARBEECHSAM	4	8.9m	4.4m (0)	4.4m (0)	2:36.98	29.70s	29.56s
3 DOURADO	5	17.0m	5.5m (1)	5.0m (1)	2:37.60	29.66s	30.14s
5 ELWADDELL	6	19.3m	0.3m (1)	0.9m (1)	2:37.78	29.74s	30.62s
7 STAPLETON	7	31.1m	12.9m (0)	13.4m (0)	2:38.68	29.74s	30.60s

Finish Position and metres gained from 800m





## PJ Harness Analyser

Sectional Analysis Software - Not just a formguide!

[www.facebook.com/PJHarnessRacing](http://www.facebook.com/PJHarnessRacing)



RISE Digital, Harness Racing Australia nor the provider accepts any responsibility for the completeness or accuracy of any of the information contained herein, and makes no representations about its suitability for any particular purpose. Users should make their own judgements about those matters and/or seek independent advice. You assume all risks associated with use of data provided on this page

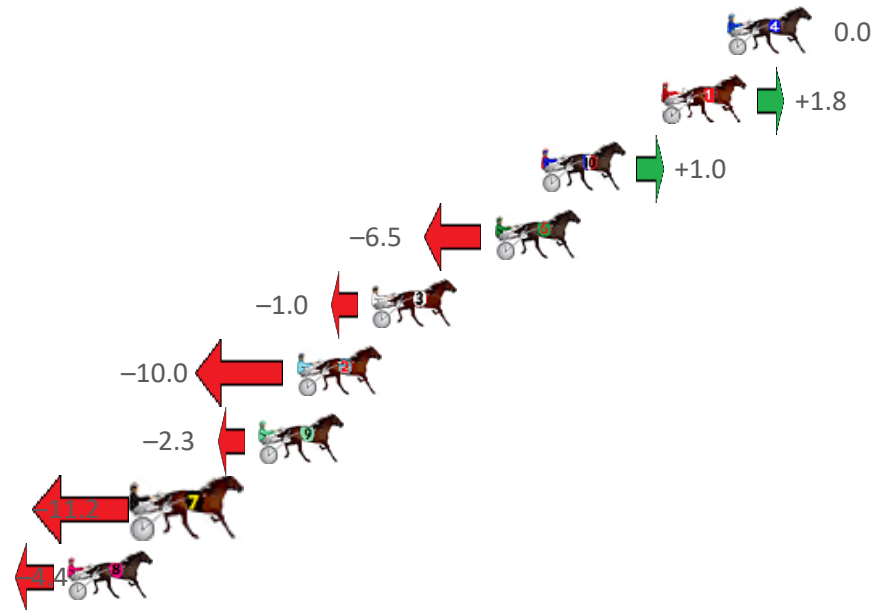
# Gloucester Park Race 3 Distance 1730m

Tuesday, 4 July 2023

Gross Time: 2:08.80 MileRate: 1:59.90 LeadTime: 7.50s First Qtr: 30.30s Second Qtr: 32.40s Third Qtr: 29.60s Fourth Qtr: 29.00s

NoHorse	Plc	Mar	800 Posi	400 Posi	Time	3rd Qtr	4th Qtr
4 SPEEDWAGON	1	0.0m	0.0m (0)	0.0m (0)	2:08.80	29.60s	29.00s
1 LUKE ATTACK	2	2.6m	4.4m (0)	4.4m (0)	2:09.00	29.60s	28.88s
10 PATH OF GOLD	3	7.4m	8.4m (0)	8.5m (0)	2:09.36	29.60s	28.94s
6 LOUIE LEBEAU	4	9.2m	2.7m (1)	3.3m (1)	2:09.50	29.64s	29.46s
3 ELLIEGOZOOM	5	14.1m	13.1m (0)	13.2m (0)	2:09.87	29.60s	29.11s
2 I SEE FIRE	6	17.1m	7.1m (1)	7.7m (1)	2:10.10	29.64s	29.74s
9 BILLY TO THE MAX	7	18.6m	16.3m (1)	10.8m (2)	2:10.22	29.18s	29.63s
7 GOT A GOOD WARH	8	23.2m	12.0m (1)	6.7m (2)	2:10.57	29.20s	30.28s
8 SUMO TOMO	9	26.2m	21.8m (0)	13.5m (1)	2:10.79	28.98s	30.01s

Finish Position and metres gained from 800m





## PJ Harness Analyser

Sectional Analysis Software - Not just a formguide!

[www.facebook.com/PJHarnessRacing](https://www.facebook.com/PJHarnessRacing)



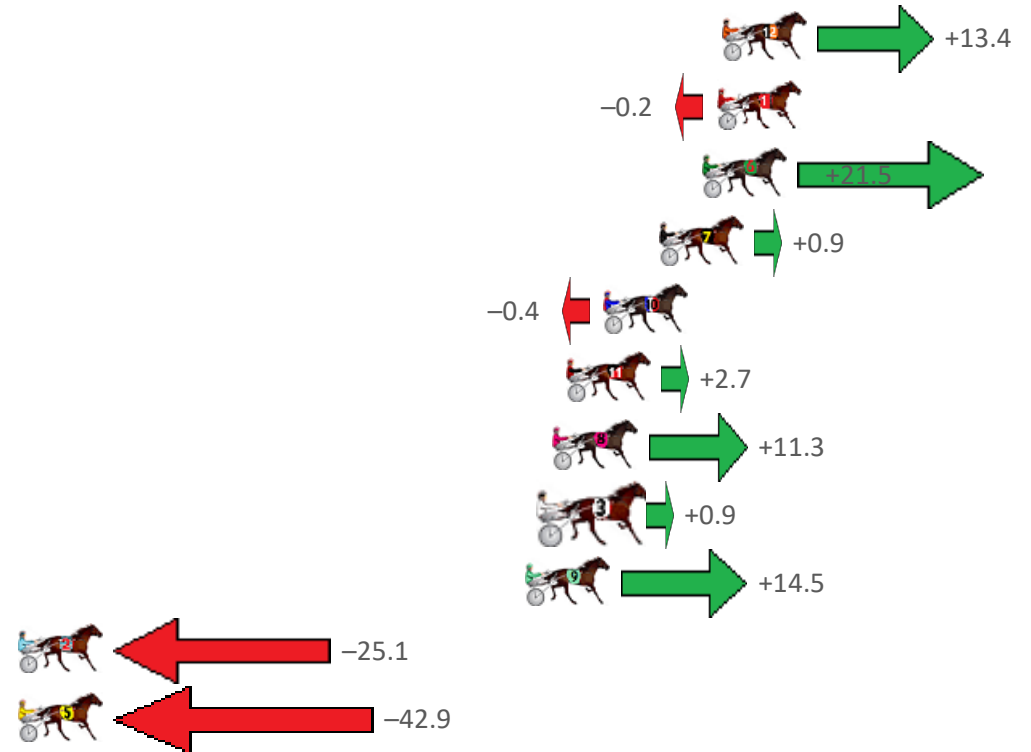
# Gloucester Park Race 4 Distance 2130m

Tuesday, 4 July 2023

Gross Time: 2:37.70 MileRate: 1:59.10 LeadTime: 38.90s First Qtr: 30.80s Second Qtr: 30.30s Third Qtr: 28.20s Fourth Qtr: 29.50s

NoHorse	Plc	Mar	800 Posi	400 Posi	Time	3rd Qtr	4th Qtr
12 ALLABOUTLEGS	1	0.0m	13.4m (0)	12.3m (0)	2:37.70	28.14s	28.62s
1 BLOCKJORG	2	0.2m	0.0m (0)	0.0m (0)	2:37.72	28.20s	29.52s
6 ALTA QUEEN	3	0.8m	22.3m (0)	20.9m (1)	2:37.76	28.14s	28.06s
7 WALL STREET GIRL	4	2.5m	3.4m (1)	3.1m (1)	2:37.89	28.18s	29.47s
10 SHEHADI	5	4.7m	4.3m (0)	4.2m (0)	2:38.06	28.20s	29.56s
11 SPORT SPORT SPORT	6	6.2m	8.9m (0)	8.1m (0)	2:38.18	28.16s	29.40s
8 MADDY MADDY	7	6.7m	18.0m (0)	16.7m (0)	2:38.22	28.14s	28.82s
3 LITTLE SUZIE	8	6.8m	7.7m (1)	7.8m (1)	2:38.23	28.22s	29.46s
9 ROLL EM	9	7.8m	22.3m (1)	25.7m (0)	2:38.30	28.48s	28.26s
2 EL JESSIE	10	37.1m	12.0m (1)	19.8m (2)	2:40.57	28.78s	30.95s
5 MISS VUNG TAU	11	60.6m	17.7m (1)	28.5m (1)	2:42.39	29.00s	32.14s

## Finish Position and metres gained from 800m





## PJ Harness Analyser

Sectional Analysis Software - Not just a formguide!

[www.facebook.com/PJHarnessRacing](http://www.facebook.com/PJHarnessRacing)



RISE Digital, Harness Racing Australia nor the provider accepts any responsibility for the completeness or accuracy of any of the information contained herein, and makes no representations about its suitability for any particular purpose. Users should make their own judgements about those matters and/or seek independent advice. You assume all risks associated with use of data provided on this page

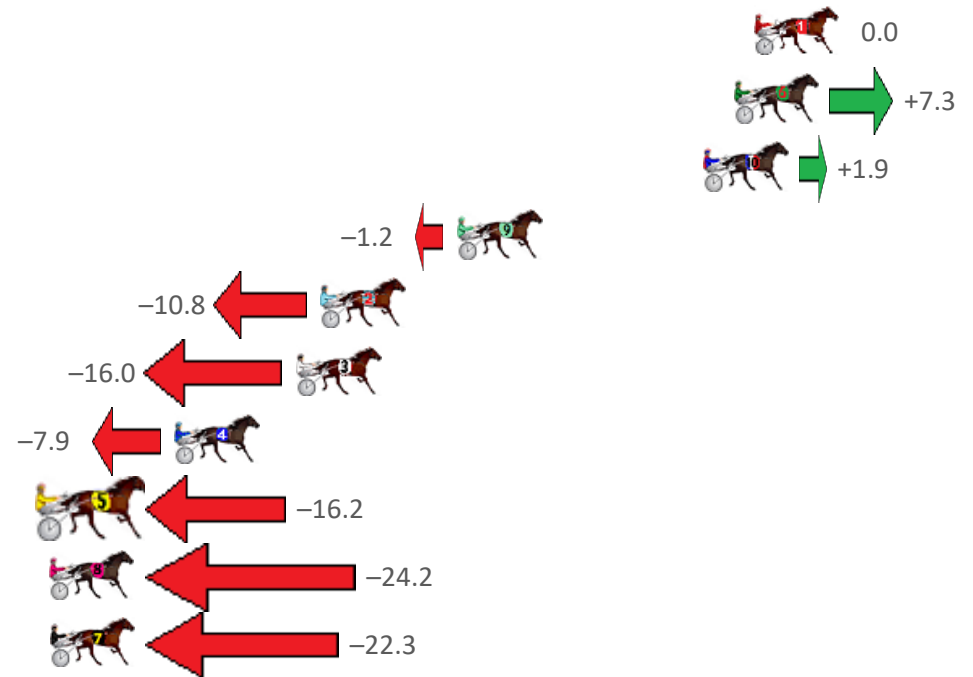
# Gloucester Park Race 5 Distance 2130m

Tuesday, 4 July 2023

Gross Time: 2:37.30 MileRate: 1:58.80 LeadTime: 38.60s First Qtr: 30.80s Second Qtr: 31.00s Third Qtr: 28.80s Fourth Qtr: 28.10s

NoHorse	Plc	Mar	800 Posi	400 Posi	Time	3rd Qtr	4th Qtr
1 CUT N RUN	1	0.0m	0.0m (0)	0.0m (0)	2:37.30	28.80s	28.10s
6 MR CHIP	2	0.8m	8.1m (0)	8.5m (0)	2:37.36	28.82s	27.56s
10 POCKET THE CHANG	3	2.0m	3.9m (0)	4.3m (0)	2:37.45	28.82s	27.95s
9 SHOOT THROUGH	4	11.8m	10.6m (1)	10.8m (1)	2:38.17	28.80s	28.21s
2 BETTER THAN MINT	5	17.2m	6.4m (1)	6.5m (1)	2:38.57	28.80s	28.91s
3 ME FLASH	6	18.2m	2.2m (1)	2.3m (1)	2:38.64	28.80s	29.28s
4 YA BETTOR FOLLOW	7	23.0m	15.1m (1)	15.9m (1)	2:39.00	28.84s	28.68s
5 GALVINSTON JOHN	8	31.3m	15.1m (2)	11.7m (2)	2:39.61	28.54s	29.59s
8 RODASI	9	32.3m	8.1m (2)	6.6m (2)	2:39.69	28.68s	30.02s
7 DWAYNE	10	35.2m	12.9m (0)	16.4m (0)	2:39.90	29.04s	29.54s

## Finish Position and metres gained from 800m





## PJ Harness Analyser

*Sectional Analysis Software - Not just a formguide!*

[www.facebook.com/PJHarnessRacing](http://www.facebook.com/PJHarnessRacing)



RISE Digital, Harness Racing Australia nor the provider accepts any responsibility for the completeness or accuracy of any of the information contained herein, and makes no representations about its suitability for any particular purpose. Users should make their own judgements about those matters and/or seek independent advice. You assume all risks associated with use of data provided on this page

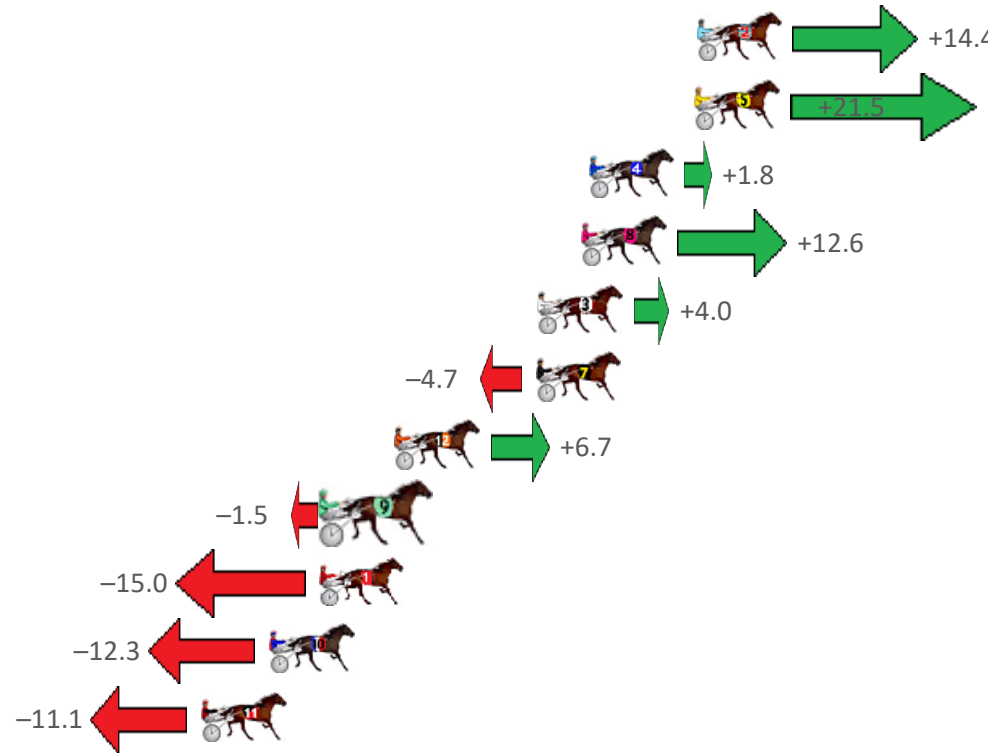
# Gloucester Park Race 6 Distance 2130m

Tuesday, 4 July 2023

Gross Time: 2:39.30 MileRate: 2:00.30 LeadTime: 38.60s First Qtr: 31.00s Second Qtr: 31.30s Third Qtr: 29.00s Fourth Qtr: 29.40s

NoHorse	Plc	Mar	800 Posi	400 Posi	Time	3rd Qtr	4th Qtr
2 FRANCO WESTERN	1	0.0m	14.4m (1)	2.5m (2)	2:39.30	28.14s	29.22s
5 HOTFOOT IT	2	0.1m	21.6m (0)	16.3m (1)	2:39.31	28.62s	28.23s
4 MISTER ARDEE	3	4.3m	6.1m (1)	4.4m (1)	2:39.63	28.88s	29.41s
8 HESACHARMER	4	4.6m	17.2m (0)	12.2m (1)	2:39.65	28.64s	28.87s
3 GEE SMITH	5	6.3m	10.3m (1)	8.3m (1)	2:39.79	28.86s	29.28s
7 ROCKSTAR REBEL	6	6.4m	1.7m (1)	0.3m (1)	2:39.79	28.90s	29.87s
12 ACOLTNAMEDSU	7	12.0m	18.7m (1)	6.4m (2)	2:40.23	28.11s	29.86s
9 ONE FOR DAVE AND	8	14.5m	13.0m (0)	13.8m (0)	2:40.42	29.06s	29.52s
1 EXPERIA	9	15.0m	0.0m (0)	0.0m (0)	2:40.46	29.00s	30.56s
10 DIAMONDSONTHEBE	10	17.0m	4.7m (0)	4.1m (0)	2:40.61	28.96s	30.41s
11 SAMEPLACE SAMETI	11	19.7m	8.6m (0)	9.1m (0)	2:40.82	29.04s	30.26s

Finish Position and metres gained from 800m





## PJ Harness Analyser

*Sectional Analysis Software - Not just a formguide!*

[www.facebook.com/PJHarnessRacing](http://www.facebook.com/PJHarnessRacing)



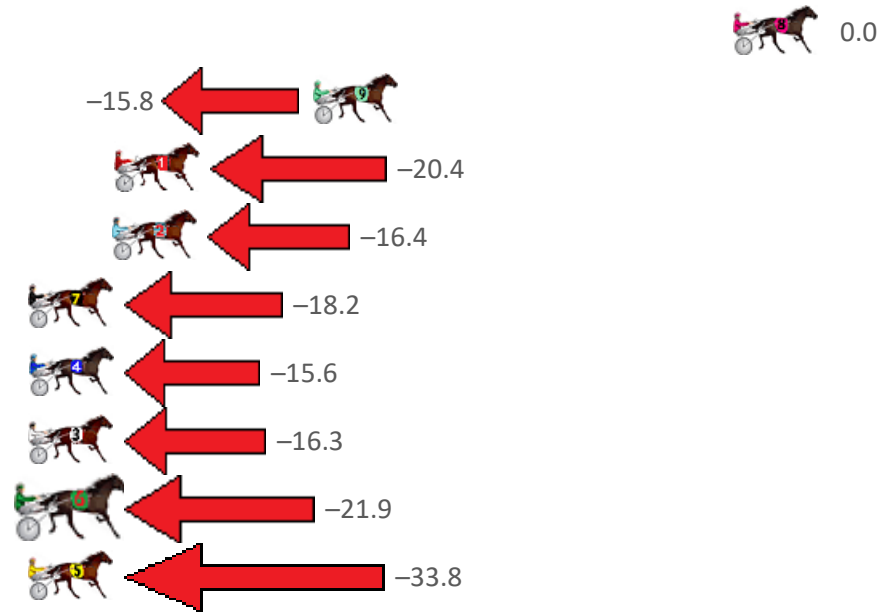
# Gloucester Park Race 7 Distance 2536m

Tuesday, 4 July 2023

Gross Time: 3:07.70 MileRate: 1:59.10 LeadTime: 69.20s First Qtr: 30.60s Second Qtr: 30.80s Third Qtr: 28.60s Fourth Qtr: 28.50s

NoHorse	Plc	Mar	800 Posi	400 Posi	Time	3rd Qtr	4th Qtr
8 CHAL PATCH	1	0.0m	0.0m (0)	0.0m (0)	3:07.70	28.60s	28.50s
9 PER ARDUA AD ASTR	2	16.7m	0.9m (1)	2.9m (1)	3:08.95	28.74s	29.55s
1 BELONERO	3	24.6m	4.2m (0)	7.1m (0)	3:09.54	28.80s	29.84s
2 FIREPLAY	4	24.7m	8.3m (0)	11.0m (0)	3:09.55	28.79s	29.57s
7 MY MASTER OF DISG	5	28.1m	9.9m (1)	11.3m (2)	3:09.80	28.70s	29.80s
4 HURRICANETOM	6	28.1m	12.5m (0)	15.2m (0)	3:09.80	28.79s	29.52s
3 LETS ROCK TONIGHT	7	32.9m	16.6m (0)	20.6m (0)	3:10.16	28.88s	29.50s
6 THE BATMOBILE	8	37.4m	15.5m (1)	17.5m (1)	3:10.50	28.74s	30.06s
5 BATAVIA BLACKHOLE	9	39.7m	5.9m (1)	13.6m (1)	3:10.67	29.14s	30.51s

Finish Position and metres gained from 800m





## PJ Harness Analyser

*Sectional Analysis Software - Not just a formguide!*

[www.facebook.com/PJHarnessRacing](http://www.facebook.com/PJHarnessRacing)



RISE Digital, Harness Racing Australia nor the provider accepts any responsibility for the completeness or accuracy of any of the information contained herein, and makes no representations about its suitability for any particular purpose. Users should make their own judgements about those matters and/or seek independent advice. You assume all risks associated with use of data provided on this page

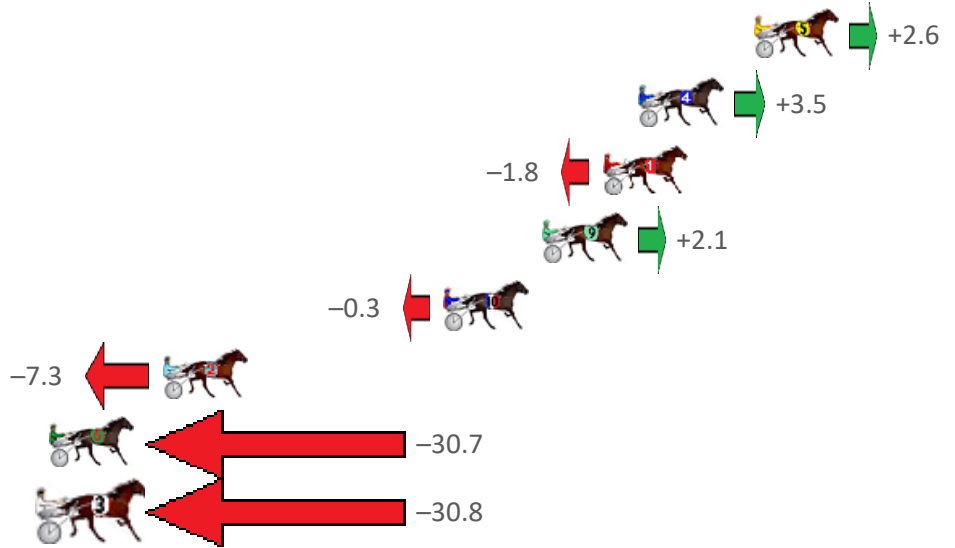
# Gloucester Park Race 8 Distance 2536m

Tuesday, 4 July 2023

Gross Time: 3:11.60 MileRate: 2:01.60 LeadTime: 67.70s First Qtr: 32.70s Second Qtr: 30.90s Third Qtr: 30.80s Fourth Qtr: 29.50s

NoHorse	Plc	Mar	800 Posi	400 Posi	Time	3rd Qtr	4th Qtr
5 SOHO GIGOLO	1	0.0m	2.6m (1)	0.0m (1)	3:11.60	30.60s	29.50s
4 TRITTRITTBANGBAN	2	4.6m	8.1m (0)	10.1m (0)	3:11.96	30.94s	29.10s
1 HEZA BEAUTY	3	6.0m	4.2m (0)	6.1m (0)	3:12.06	30.94s	29.51s
9 SEEKNYOUSHALLFIN	4	8.4m	10.5m (1)	11.2m (1)	3:12.25	30.84s	29.31s
10 MIRACLE MARY	5	12.3m	12.0m (0)	14.1m (0)	3:12.55	30.94s	29.39s
2 TEPELO STAR	6	23.5m	16.2m (0)	12.3m (2)	3:13.42	30.48s	30.40s
6 TENACIOUS GEORGE	7	30.7m	0.0m (0)	1.9m (0)	3:13.97	30.94s	31.74s
3 ANOTHER MOUSE	8	37.3m	6.5m (1)	7.5m (1)	3:14.48	30.86s	31.82s

Finish Position and metres gained from 800m





## PJ Harness Analyser

*Sectional Analysis Software - Not just a formguide!*

[www.facebook.com/PJHarnessRacing](http://www.facebook.com/PJHarnessRacing)



RISE Digital, Harness Racing Australia nor the provider accepts any responsibility for the completeness or accuracy of any of the information contained herein, and makes no representations about its suitability for any particular purpose. Users should make their own judgements about those matters and/or seek independent advice. You assume all risks associated with use of data provided on this page



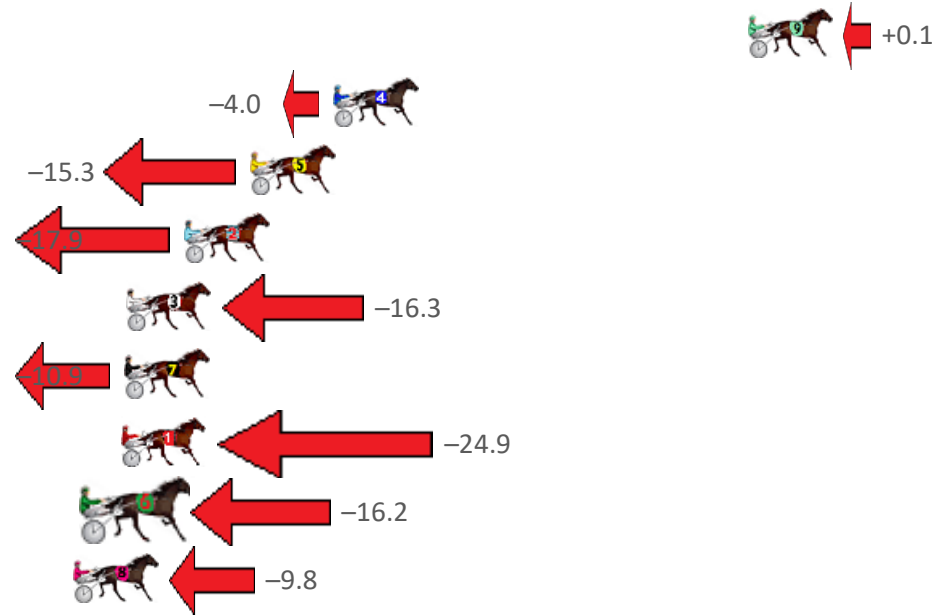
# Gloucester Park Race 9 Distance 2130m

Tuesday, 4 July 2023

Gross Time: 2:42.60 MileRate: 2:02.90 LeadTime: 39.80s First Qtr: 33.90s Second Qtr: 31.60s Third Qtr: 28.90s Fourth Qtr: 28.40s

NoHorse	Plc	Mar	800 Posi	400 Posi	Time	3rd Qtr	4th Qtr
9 JOLTED CHARM	1	0.0m	0.1m (1)	0.0m (1)	2:42.60	28.89s	28.40s
4 PINK PARADE	2	16.5m	12.5m (0)	9.3m (1)	2:43.83	28.66s	28.97s
5 BILLIE JOE STAR	3	19.8m	4.5m (1)	4.5m (1)	2:44.08	28.90s	29.56s
2 IDEAL IVANA	4	22.4m	4.5m (0)	5.6m (0)	2:44.27	28.98s	29.67s
3 HEART OF THE ARTS	5	24.7m	8.4m (0)	9.5m (0)	2:44.44	28.98s	29.56s
7 UNEARTHED	6	24.8m	13.9m (1)	13.5m (1)	2:44.45	28.86s	29.29s
1 SHES A LUCKY PENN	7	24.9m	0.0m (0)	1.4m (0)	2:44.46	29.00s	30.16s
6 NYARNYEE NAVAJO	8	26.0m	9.8m (1)	7.1m (2)	2:44.54	28.70s	29.84s
8 SHESGOTHEREYES	9	26.8m	17.0m (0)	19.4m (0)	2:44.60	29.06s	29.02s

Finish Position and metres gained from 800m





## PJ Harness Analyser

*Sectional Analysis Software - Not just a formguide!*

[www.facebook.com/PJHarnessRacing](http://www.facebook.com/PJHarnessRacing)



RISE Digital, Harness Racing Australia nor the provider accepts any responsibility for the completeness or accuracy of any of the information contained herein, and makes no representations about its suitability for any particular purpose. Users should make their own judgements about those matters and/or seek independent advice. You assume all risks associated with use of data provided on this page