

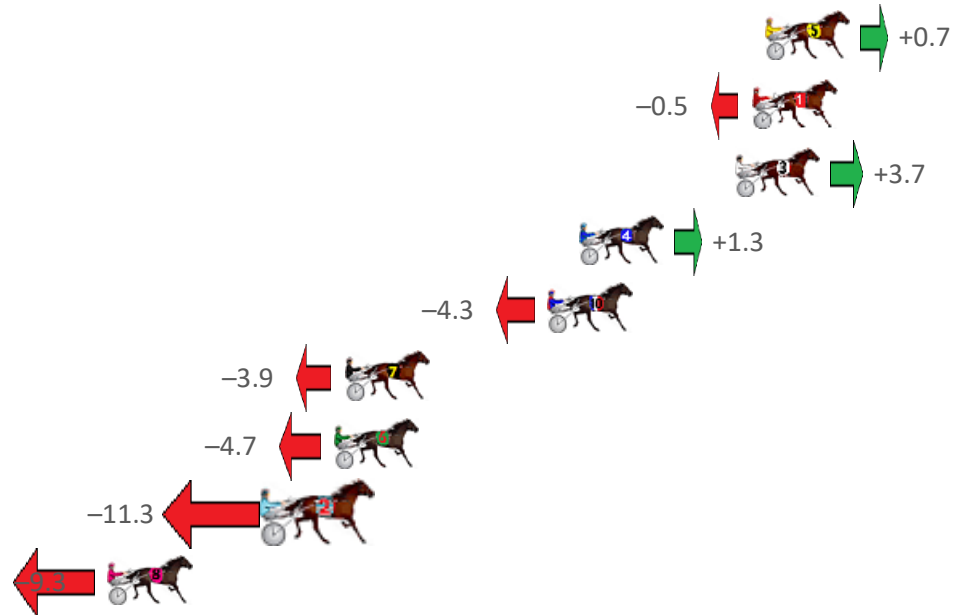
Gloucester Park Race 1 Distance 1730m

Friday, 7 July 2023

Gross Time: 2:04.20 MileRate: 1:55.50 LeadTime: 7.80s First Qtr: 29.20s Second Qtr: 30.60s Third Qtr: 29.00s Fourth Qtr: 27.60s

NoHorse	Plc	Mar	800 Posi	400 Posi	Time	3rd Qtr	4th Qtr
5 WATCHING OUR COI	1	0.0m	0.7m (1)	1.2m (1)	2:04.20	29.03s	27.52s
1 CHEER THE MAJOR	2	0.5m	0.0m (0)	0.0m (0)	2:04.24	29.00s	27.64s
3 PETER PETRIFY	3	1.2m	4.9m (1)	5.0m (2)	2:04.29	29.00s	27.34s
4 ETON ROCK	4	7.4m	8.7m (1)	8.9m (1)	2:04.74	28.99s	27.52s
10 ILLAWONG MUSTAN	5	8.6m	4.3m (0)	4.7m (0)	2:04.82	29.02s	27.89s
7 LITTLE BITOF FUN	6	16.7m	12.8m (1)	12.8m (1)	2:05.41	28.98s	27.91s
6 CHERISHTHEMEMOR	7	17.1m	12.4m (0)	13.1m (0)	2:05.44	29.03s	27.92s
2 STREET APPEAL	8	19.5m	8.2m (0)	8.5m (0)	2:05.62	29.01s	28.42s
8 LIL HAPPY FELLA	9	26.1m	16.8m (1)	10.9m (2)	2:06.10	28.55s	28.73s

Finish Position and metres gained from 800m





PJ Harness Analyser

Sectional Analysis Software - Not just a formguide!

www.facebook.com/PJHarnessRacing



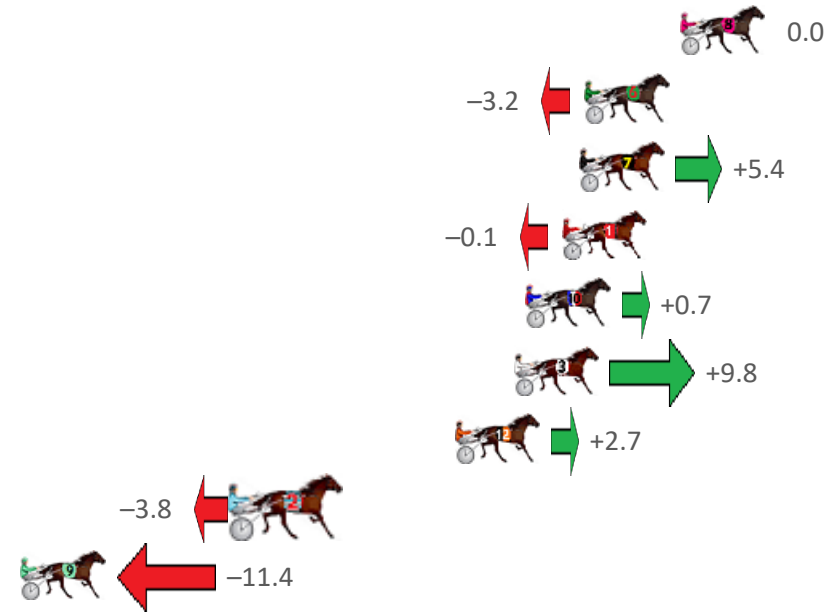
Gloucester Park Race 2 Distance 2130m

Friday, 7 July 2023

Gross Time: 2:36.30 MileRate: 1:58.10 LeadTime: 37.10s First Qtr: 31.30s Second Qtr: 30.40s Third Qtr: 29.30s Fourth Qtr: 28.20s

NoHorse	Plc	Mar	800 Posi	400 Posi	Time	3rd Qtr	4th Qtr
8 KIMBLE	1	0.0m	0.0m (0)	0.0m (0)	2:36.30	29.30s	28.20s
6 MASTER PUBLISHER	2	3.8m	0.6m (1)	1.0m (1)	2:36.58	29.33s	28.40s
7 ALTA RHETT	3	4.0m	9.4m (1)	9.6m (1)	2:36.60	29.31s	27.81s
1 MEA CULPA	4	4.7m	4.6m (1)	5.6m (1)	2:36.65	29.37s	28.14s
10 WITHOUTHETUH	5	6.1m	6.8m (0)	5.0m (0)	2:36.75	29.17s	28.28s
3 ONESMARTFELLA	6	6.6m	16.4m (0)	13.6m (1)	2:36.79	29.09s	27.71s
12 CORDERO	7	8.9m	11.6m (0)	9.6m (0)	2:36.96	29.16s	28.15s
2 HENRIK LARSSON	8	17.4m	13.6m (1)	14.0m (0)	2:37.59	29.33s	28.44s
9 MEDIEVAL MAN	9	26.2m	14.8m (2)	22.6m (0)	2:38.24	29.86s	28.45s

Finish Position and metres gained from 800m





PJ Harness Analyser

Sectional Analysis Software - Not just a formguide!

www.facebook.com/PJHarnessRacing



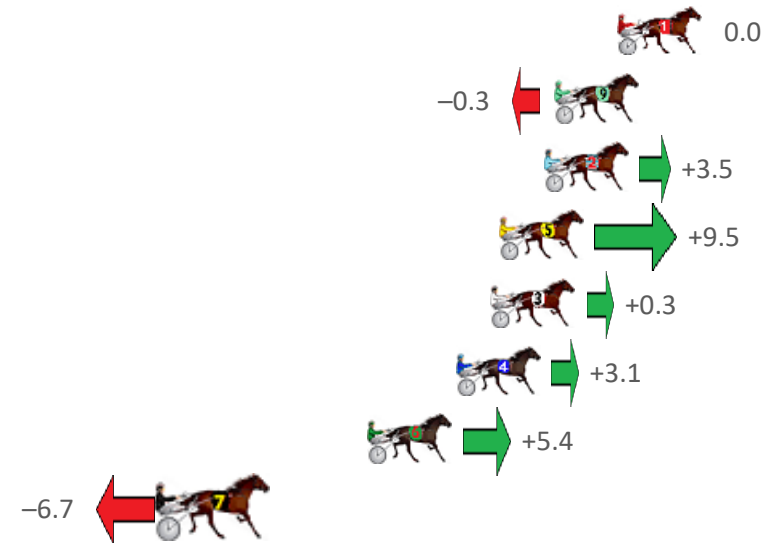
Gloucester Park Race 3 Distance 1730m

Friday, 7 July 2023

Gross Time: 2:04.70 MileRate: 1:56.00 LeadTime: 7.60s First Qtr: 28.90s Second Qtr: 31.20s Third Qtr: 28.90s Fourth Qtr: 28.10s

NoHorse	Plc	Mar	800 Posi	400 Posi	Time	3rd Qtr	4th Qtr
1 THE MUSTANG	1	0.0m	0.0m (0)	0.0m (0)	2:04.70	28.90s	28.10s
9 MOONLITE DRIVE	2	2.5m	2.2m (1)	0.9m (1)	2:04.88	28.80s	28.22s
2 CLASSIC CHOICE	3	2.9m	6.4m (1)	5.4m (1)	2:04.91	28.82s	27.93s
5 BEAT CITY	4	4.7m	14.2m (0)	13.3m (0)	2:05.05	28.82s	27.51s
3 BLITZEMBYE	5	5.0m	5.3m (0)	4.2m (0)	2:05.07	28.82s	28.17s
4 THE KRAKEN	6	6.4m	9.5m (0)	8.5m (0)	2:05.17	28.82s	27.97s
6 WHATABRO	7	9.9m	15.3m (1)	2.9m (2)	2:05.43	28.00s	28.63s
7 BROOKIES JET	8	17.8m	11.1m (1)	11.6m (1)	2:06.01	28.92s	28.59s

Finish Position and metres gained from 800m





PJ Harness Analyser

Sectional Analysis Software - Not just a formguide!

www.facebook.com/PJHarnessRacing



RISE Digital, Harness Racing Australia nor the provider accepts any responsibility for the completeness or accuracy of any of the information contained herein, and makes no representations about its suitability for any particular purpose. Users should make their own judgements about those matters and/or seek independent advice. You assume all risks associated with use of data provided on this page

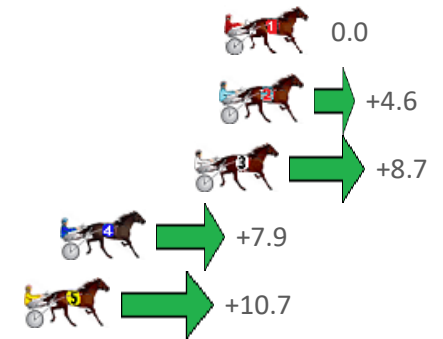
Gloucester Park Race 4 Distance 2130m

Friday, 7 July 2023

Gross Time: 2:34.80 MileRate: 1:56.90 LeadTime: 37.90s First Qtr: 30.70s Second Qtr: 30.40s Third Qtr: 28.50s Fourth Qtr: 27.30s

NoHorse	Plc	Mar	800 Posi	400 Posi	Time	3rd Qtr	4th Qtr
1 FINVARRA	1	0.0m	0.0m (0)	0.0m (0)	2:34.80	28.50s	27.30s
2 PRINCE OF PLEASUR	2	0.2m	4.8m (0)	4.3m (0)	2:34.81	28.46s	27.01s
3 THE CODE BREAKER	3	1.2m	9.9m (0)	8.1m (0)	2:34.89	28.36s	26.83s
4 HIMSELF	4	6.5m	14.4m (0)	8.7m (1)	2:35.27	28.08s	27.17s
5 VAMPIRO	5	7.9m	18.6m (0)	15.3m (0)	2:35.37	28.24s	26.81s

Finish Position and metres gained from 800m





PJ Harness Analyser

Sectional Analysis Software - Not just a formguide!

www.facebook.com/PJHarnessRacing



RISE Digital, Harness Racing Australia nor the provider accepts any responsibility for the completeness or accuracy of any of the information contained herein, and makes no representations about its suitability for any particular purpose. Users should make their own judgements about those matters and/or seek independent advice. You assume all risks associated with use of data provided on this page

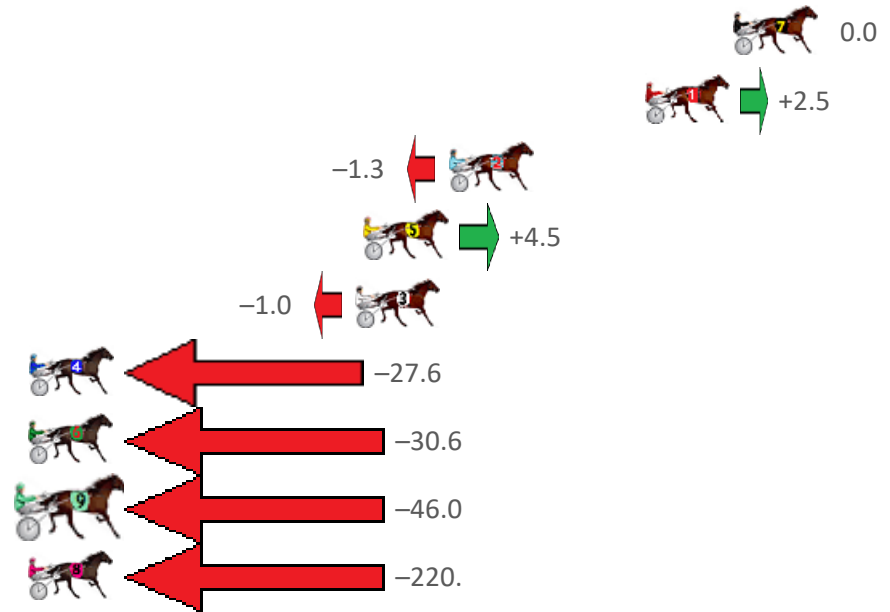
Gloucester Park Race 5 Distance 2130m

Friday, 7 July 2023

Gross Time: 2:32.80 MileRate: 1:55.40 LeadTime: 36.60s First Qtr: 30.20s Second Qtr: 28.10s Third Qtr: 29.00s Fourth Qtr: 28.90s

NoHorse	Plc	Mar	800 Posi	400 Posi	Time	3rd Qtr	4th Qtr
7 STENO	1	0.0m	0.0m (0)	0.0m (0)	2:32.80	29.00s	28.90s
1 AMERICAN ARMA	2	3.5m	6.0m (0)	5.0m (0)	2:33.07	28.94s	28.81s
2 DONTBESILLYCHILLI	3	11.3m	10.0m (0)	9.2m (0)	2:33.66	28.96s	29.10s
5 STORMYSKYES	4	14.7m	19.2m (0)	18.4m (0)	2:33.91	28.98s	28.69s
3 DIAMOND DAZE	5	15.0m	14.0m (0)	14.2m (0)	2:33.94	29.04s	29.02s
4 ALCIPPES DELIGHT	6	40.8m	13.2m (1)	17.3m (1)	2:35.89	29.32s	30.75s
6 SUNSHINE SWIFT	7	49.8m	19.2m (1)	19.8m (2)	2:36.58	29.08s	31.25s
9 ACHARNE GIRL	8	52.0m	6.0m (1)	9.8m (1)	2:36.74	29.28s	32.14s
8 MISS BOUDICA	9	514.0m	293.5m (0)	342.7m (0)	3:11.78	33.16s	43.22s

Finish Position and metres gained from 800m





PJ Harness Analyser

Sectional Analysis Software - Not just a formguide!

www.facebook.com/PJHarnessRacing



RISE Digital, Harness Racing Australia nor the provider accepts any responsibility for the completeness or accuracy of any of the information contained herein, and makes no representations about its suitability for any particular purpose. Users should make their own judgements about those matters and/or seek independent advice. You assume all risks associated with use of data provided on this page

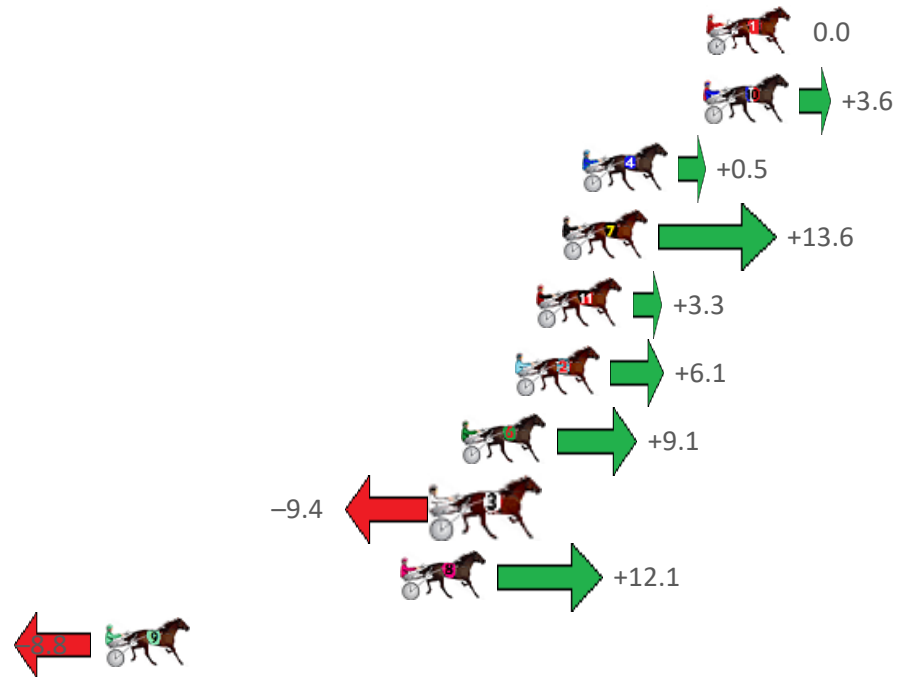
Gloucester Park Race 6 Distance 2130m

Friday, 7 July 2023

Gross Time: 2:35.40 MileRate: 1:57.40 LeadTime: 38.40s First Qtr: 30.30s Second Qtr: 28.80s Third Qtr: 28.30s Fourth Qtr: 29.60s

NoHorse	Plc	Mar	800 Posi	400 Posi	Time	3rd Qtr	4th Qtr
1 FASTER THAN DAD	1	0.0m	0.0m (0)	0.0m (0)	2:35.40	28.30s	29.60s
10 PAUL EDWARD	2	0.1m	3.7m (0)	3.9m (0)	2:35.41	28.32s	29.33s
4 WHOS THE DAD	3	4.9m	5.4m (1)	7.0m (1)	2:35.78	28.42s	29.48s
7 ARMA XFACTOR	4	5.7m	19.3m (1)	13.6m (2)	2:35.84	27.92s	29.06s
11 HIGH PRICE	5	6.7m	10.0m (1)	9.2m (2)	2:35.92	28.26s	29.46s
2 NAME IN LIGHTS	6	7.6m	13.7m (0)	7.8m (0)	2:35.99	27.90s	29.63s
6 AMERICAN BULLITT	7	9.7m	18.8m (0)	12.2m (0)	2:36.15	27.86s	29.47s
3 HILLVIEW BONDI	8	10.5m	1.1m (1)	2.5m (1)	2:36.21	28.40s	30.23s
8 LOUCID DREAMS	9	12.1m	24.2m (1)	16.4m (0)	2:36.34	27.78s	29.36s
9 SHEHADI	10	23.9m	15.1m (1)	16.2m (1)	2:37.25	28.40s	30.29s

Finish Position and metres gained from 800m





PJ Harness Analyser

Sectional Analysis Software - Not just a formguide!

www.facebook.com/PJHarnessRacing



RISE Digital, Harness Racing Australia nor the provider accepts any responsibility for the completeness or accuracy of any of the information contained herein, and makes no representations about its suitability for any particular purpose. Users should make their own judgements about those matters and/or seek independent advice. You assume all risks associated with use of data provided on this page

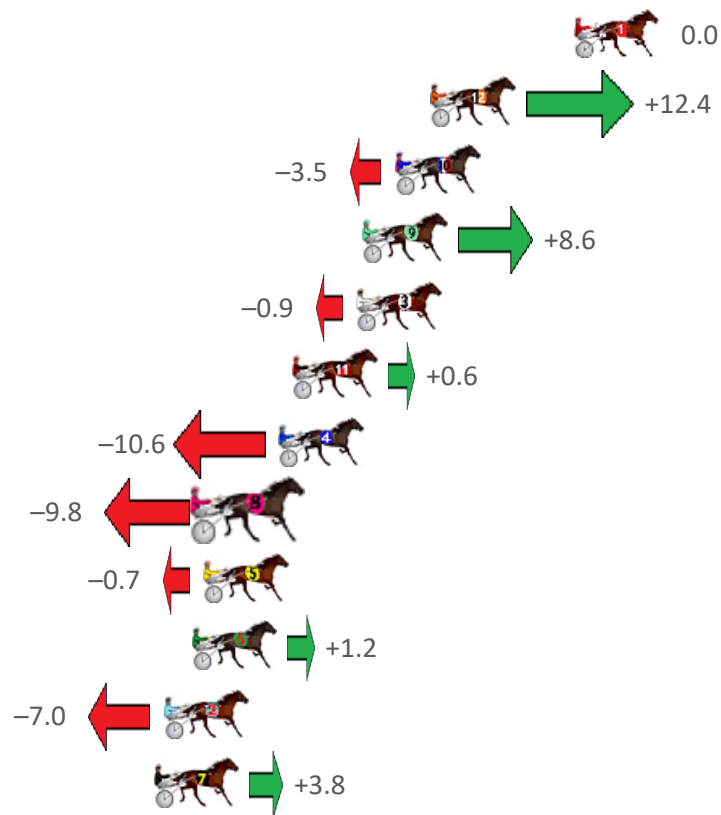
Gloucester Park Race 7 Distance 1730m

Friday, 7 July 2023

Gross Time: 2:05.00 MileRate: 1:56.30 LeadTime: 7.50s First Qtr: 29.10s Second Qtr: 29.80s Third Qtr: 29.40s Fourth Qtr: 29.20s

NoHorse	Plc	Mar	800 Posi	400 Posi	Time	3rd Qtr	4th Qtr
1 PELIGROSO	1	0.0m	0.0m (0)	0.0m (0)	2:05.00	29.40s	29.20s
12 CLOUD NINE	2	5.7m	18.1m (1)	9.4m (2)	2:05.44	28.76s	28.95s
10 FLYING RUMOUR	3	7.1m	3.6m (0)	4.4m (0)	2:05.54	29.46s	29.42s
9 SAHARA STORM	4	8.4m	17.0m (2)	5.6m (2)	2:05.64	28.56s	29.44s
3 CARUBA	5	8.6m	7.7m (0)	8.2m (0)	2:05.66	29.44s	29.26s
11 WALSH	6	11.2m	11.8m (0)	12.4m (0)	2:05.86	29.44s	29.16s
4 DISCO UNDER FIRE	7	11.7m	1.1m (1)	3.3m (1)	2:05.90	29.56s	29.85s
8 RUN FOR MERCY	8	14.7m	4.9m (1)	7.2m (1)	2:06.13	29.56s	29.80s
5 HOTFOOT IT	9	14.7m	14.0m (1)	14.3m (2)	2:06.13	29.42s	29.28s
6 CAVALRY CALL	10	15.2m	16.4m (0)	17.9m (0)	2:06.16	29.50s	29.06s
2 HEZA HEAD HONCH	11	16.3m	9.3m (1)	11.0m (1)	2:06.25	29.52s	29.65s
7 BALTIC ACE	12	16.7m	20.5m (0)	19.3m (1)	2:06.28	29.30s	29.08s

Finish Position and metres gained from 800m



PJ Harness Analyser

Sectional Analysis Software - Not just a formguide!

www.facebook.com/PJHarnessRacing




Gloucester Park Race 8 Distance 2130m

Friday, 7 July 2023

Gross Time: 2:36.80 MileRate: 1:58.50 LeadTime: 37.60s First Qtr: 31.80s Second Qtr: 30.60s Third Qtr: 29.10s Fourth Qtr: 27.70s

NoHorse	Plc	Mar	800 Posi	400 Posi	Time	3rd Qtr	4th Qtr
6 SKYLORD	1	0.0m	0.0m (0)	0.0m (0)	2:36.80	29.10s	27.70s
1 FLASHING ARK	2	12.1m	8.6m (0)	9.1m (0)	2:37.68	29.12s	27.94s
4 EASTERN ADVANCE	3	14.2m	4.2m (0)	4.3m (0)	2:37.83	29.10s	28.43s
7 VELOCPEDE	4	27.5m	2.5m (2)	3.2m (1)	2:38.80	29.14s	29.48s
2 REG LAWSON	5	31.6m	12.7m (0)	15.0m (0)	2:39.10	29.24s	28.94s
8 REDDY TO FLY	6	32.4m	17.2m (0)	21.5m (2)	2:39.16	29.38s	28.54s
3 SUKHOVEY WINDST	7	53.9m	6.1m (1)	10.0m (1)	2:40.73	29.36s	30.93s
5 STARLIGHT SONG	8	70.9m	10.8m (1)	19.0m (1)	2:41.97	29.66s	31.52s

Finish Position and metres gained from 800m





PJ Harness Analyser

Sectional Analysis Software - Not just a formguide!

www.facebook.com/PJHarnessRacing



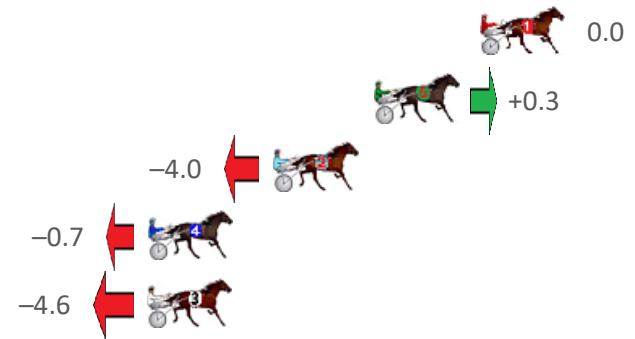
Gloucester Park Race 9 Distance 2130m

Friday, 7 July 2023

Gross Time: 2:42.40 MileRate: 2:02.70 LeadTime: 41.20s First Qtr: 33.00s Second Qtr: 30.80s Third Qtr: 28.90s Fourth Qtr: 28.50s

NoHorse	Plc	Mar	800 Posi	400 Posi	Time	3rd Qtr	4th Qtr
1 FLY TO FAME	1	0.0m	0.0m (0)	0.0m (0)	2:42.40	28.90s	28.50s
6 JACKIE DANIELS	2	4.2m	4.5m (1)	1.2m (1)	2:42.71	28.66s	28.73s
2 FLYING TO WIN	3	8.2m	4.2m (0)	5.3m (0)	2:43.01	28.98s	28.73s
4 ARKAMARA STAR	4	13.2m	12.5m (0)	9.3m (2)	2:43.39	28.66s	28.82s
3 FEELING EMPATHY	5	13.2m	8.6m (0)	8.2m (1)	2:43.39	28.86s	28.91s

Finish Position and metres gained from 800m





PJ Harness Analyser

Sectional Analysis Software - Not just a formguide!

www.facebook.com/PJHarnessRacing



RISE Digital, Harness Racing Australia nor the provider accepts any responsibility for the completeness or accuracy of any of the information contained herein, and makes no representations about its suitability for any particular purpose. Users should make their own judgements about those matters and/or seek independent advice. You assume all risks associated with use of data provided on this page

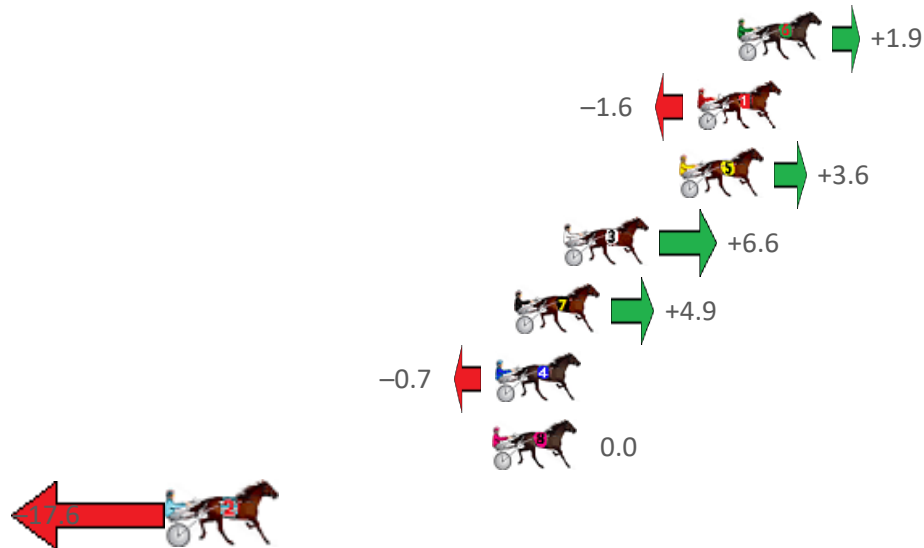
Gloucester Park Race 10 Distance 2130m

Friday, 7 July 2023

Gross Time: 2:39.80 MileRate: 2:00.80 LeadTime: 37.00s First Qtr: 31.60s Second Qtr: 31.30s Third Qtr: 29.90s Fourth Qtr: 30.00s

NoHorse	Plc	Mar	800 Posi	400 Posi	Time	3rd Qtr	4th Qtr
6 SAN REMO BEACH	1	0.0m	1.9m (1)	0.2m (1)	2:39.80	29.77s	29.99s
1 ATLANTIC GEM	2	1.6m	0.0m (0)	0.0m (0)	2:39.93	29.90s	30.13s
5 MANEA	3	2.3m	5.9m (1)	4.1m (1)	2:39.98	29.76s	29.88s
3 MISS SHAHJA	4	6.9m	13.5m (0)	8.9m (1)	2:40.34	29.56s	29.88s
7 CHILLI PUNTER	5	8.8m	13.7m (1)	8.4m (2)	2:40.49	29.50s	30.07s
4 DEKLA DIVA	6	9.6m	8.9m (0)	11.3m (0)	2:40.55	30.08s	29.91s
8 MADDY LOU	7	9.7m	9.7m (1)	4.4m (2)	2:40.56	29.50s	30.44s
2 LUNETTA	8	22.2m	4.6m (0)	6.7m (0)	2:41.54	30.06s	31.24s

Finish Position and metres gained from 800m



PJ Harness Analyser

Sectional Analysis Software - Not just a formguide!

www.facebook.com/PJHarnessRacing

RISE Digital, Harness Racing Australia nor the provider accepts any responsibility for the completeness or accuracy of any of the information contained herein, and makes no representations about its suitability for any particular purpose. Users should make their own judgements about those matters and/or seek independent advice. You assume all risks associated with use of data provided on this page

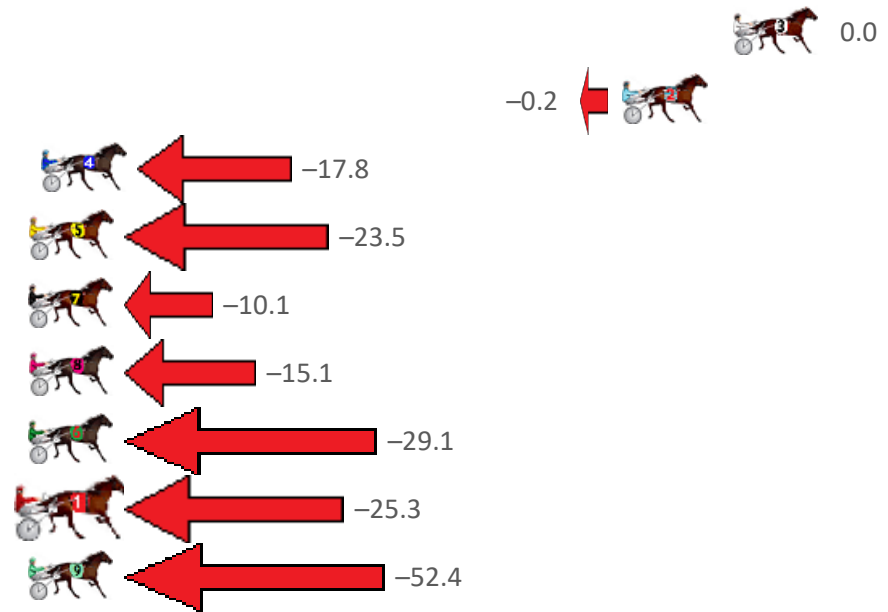
Gloucester Park Race 11 Distance 2503m

Friday, 7 July 2023

Gross Time: 3:14.70 MileRate: 2:05.20 LeadTime: 71.70s First Qtr: 31.80s Second Qtr: 30.90s Third Qtr: 30.80s Fourth Qtr: 29.50s

NoHorse	Plc	Mar	800 Posi	400 Posi	Time	3rd Qtr	4th Qtr
3 BROMWICH	1	0.0m	0.0m (0)	0.0m (0)	3:14.70	30.80s	29.50s
2 THATS NOT MY GAIT	2	4.4m	4.2m (0)	5.3m (0)	3:15.04	30.88s	29.44s
4 EVAS IMAGE	3	27.5m	9.7m (0)	10.4m (0)	3:16.83	30.84s	30.85s
5 SKY EAGLE	4	28.2m	4.7m (1)	10.4m (1)	3:16.88	31.22s	30.90s
7 LUVAF LAIR	5	28.7m	18.6m (0)	15.8m (1)	3:16.92	30.56s	30.54s
8 PEACHEE	6	29.0m	13.9m (0)	15.2m (0)	3:16.94	30.88s	30.60s
6 POSSEIDON	7	38.0m	8.9m (1)	10.7m (2)	3:17.64	30.92s	31.63s
1 STAY FOCUSED	8	54.6m	29.3m (0)	36.0m (0)	3:18.92	31.26s	31.02s
9 MAJESTIC DREAM	9	115.6m	63.2m (0)	76.1m (0)	3:23.64	31.66s	32.74s

Finish Position and metres gained from 800m





PJ Harness Analyser

Sectional Analysis Software - Not just a formguide!

www.facebook.com/PJHarnessRacing

