

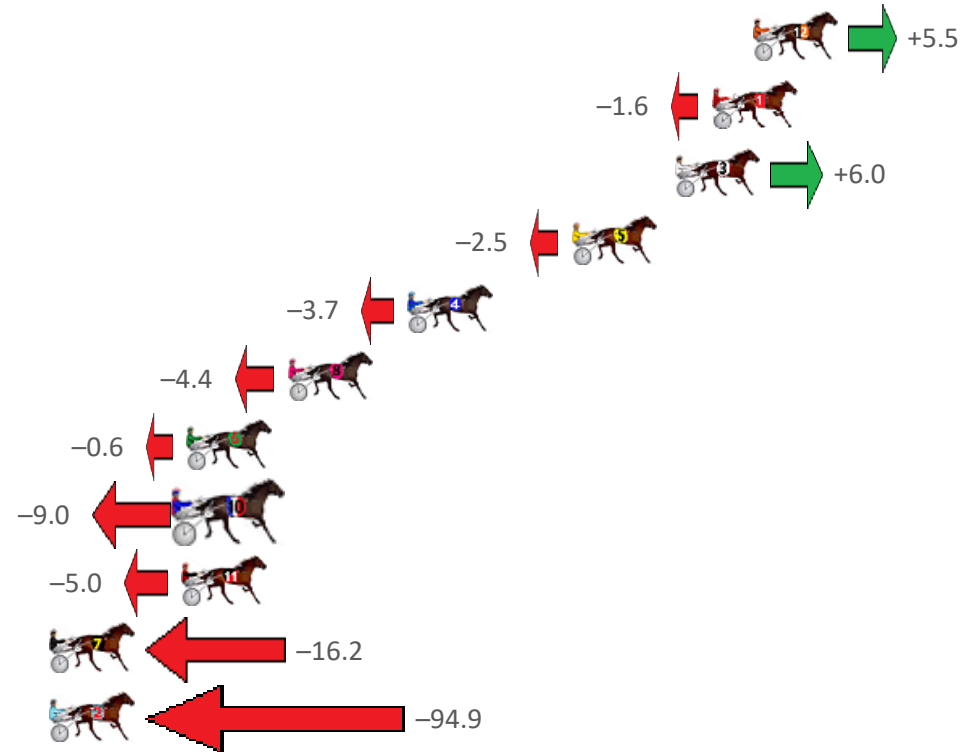
# Gloucester Park Race 1 Distance 2130m

Tuesday, 11 July 2023

Gross Time: 2:37.10 MileRate: 1:58.70 LeadTime: 36.60s First Qtr: 31.70s Second Qtr: 31.20s Third Qtr: 29.10s Fourth Qtr: 28.50s

NoHorse	Plc	Mar	800 Posi	400 Posi	Time	3rd Qtr	4th Qtr
12 CHERRY ON THE CAK	1	0.0m	5.5m (1)	0.6m (1)	2:37.10	28.74s	28.46s
1 JOLTED CHARM	2	1.6m	0.0m (0)	0.0m (0)	2:37.22	29.10s	28.62s
3 ARTISTIC SCRIBE	3	3.1m	9.1m (0)	5.1m (1)	2:37.33	28.80s	28.37s
5 COURAGE OF LOMB	4	7.2m	4.7m (0)	5.3m (0)	2:37.64	29.14s	28.66s
4 SISTER ACT	5	13.7m	10.0m (1)	13.4m (1)	2:38.13	29.34s	28.56s
8 HALF KIDDING	6	18.5m	14.1m (1)	18.5m (1)	2:38.48	29.40s	28.56s
6 LIL DELIGHT	7	22.5m	21.9m (0)	22.9m (0)	2:38.78	29.16s	28.54s
10 YANKEEDELIGHT	8	22.6m	13.6m (0)	17.9m (0)	2:38.79	29.40s	28.91s
11 ROCKIN THE TREND	9	22.7m	17.7m (0)	21.9m (2)	2:38.80	29.38s	28.64s
7 ELLIEGOZOOM	10	35.0m	18.8m (1)	28.5m (0)	2:39.72	29.78s	29.08s
2 HEART OF THE ARTS	11	96.6m	1.7m (1)	31.0m (1)	2:44.33	31.20s	33.51s

Finish Position and metres gained from 800m





## PJ Harness Analyser

Sectional Analysis Software - Not just a formguide!

[www.facebook.com/PJHarnessRacing](http://www.facebook.com/PJHarnessRacing)



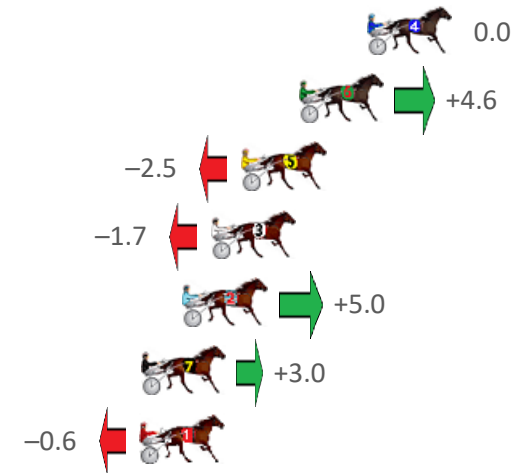
# Gloucester Park Race 2 Distance 2130m

Tuesday, 11 July 2023

Gross Time: 2:34.40 MileRate: 1:56.70 LeadTime: 37.30s First Qtr: 30.40s Second Qtr: 29.10s Third Qtr: 28.80s Fourth Qtr: 28.80s

NoHorse	Plc	Mar	800 Posi	400 Posi	Time	3rd Qtr	4th Qtr
4 SPEEDWAGON	1	0.0m	0.0m (0)	0.0m (0)	2:34.40	28.80s	28.80s
6 AMAZING AMERICA	2	2.7m	7.3m (1)	7.3m (1)	2:34.60	28.80s	28.48s
5 LOUCID DREAMS	3	5.0m	2.5m (1)	3.1m (1)	2:34.78	28.84s	28.96s
3 LUKE ATTACK	4	6.2m	4.5m (0)	4.2m (0)	2:34.87	28.78s	28.97s
2 GOV STARZZZ	5	7.3m	12.3m (0)	12.3m (0)	2:34.95	28.80s	28.47s
7 SECRET REACTION	6	9.0m	12.0m (1)	11.5m (1)	2:35.08	28.76s	28.66s
1 PATH OF GOLD	7	9.0m	8.4m (0)	8.1m (0)	2:35.08	28.78s	28.90s

## Finish Position and metres gained from 800m





## PJ Harness Analyser

Sectional Analysis Software - Not just a formguide!

[www.facebook.com/PJHarnessRacing](http://www.facebook.com/PJHarnessRacing)



RISE Digital, Harness Racing Australia nor the provider accepts any responsibility for the completeness or accuracy of any of the information contained herein, and makes no representations about its suitability for any particular purpose. Users should make their own judgements about those matters and/or seek independent advice. You assume all risks associated with use of data provided on this page


# Gloucester Park Race 3 Distance 2130m

Tuesday, 11 July 2023

Gross Time: 2:37.80 MileRate: 1:59.20 LeadTime: 38.20s First Qtr: 31.90s Second Qtr: 30.30s Third Qtr: 28.40s Fourth Qtr: 29.00s

NoHorse	Plc	Mar	800 Posi	400 Posi	Time	3rd Qtr	4th Qtr
6 RODASI	1	0.0m	1.1m (1)	2.3m (1)	2:37.80	28.48s	28.84s
3 THE MIGHTY WARRI	2	1.1m	0.0m (0)	0.0m (0)	2:37.88	28.40s	29.08s
1 DOCTOR STEVE	3	8.3m	4.5m (0)	5.3m (0)	2:38.43	28.46s	29.25s
9 PER ARDUA AD ASTR	4	11.4m	7.9m (2)	4.0m (2)	2:38.67	28.12s	29.58s
2 LETS ROCK TONIGHT	5	12.5m	8.8m (0)	9.3m (0)	2:38.75	28.44s	29.29s
5 TRITTRITTBANGBAN	6	13.7m	9.6m (1)	10.7m (1)	2:38.84	28.48s	29.28s
7 APOLOGIZE	7	13.8m	12.2m (2)	9.3m (2)	2:38.85	28.20s	29.39s
4 FIREPLAY	8	15.3m	5.7m (1)	6.8m (1)	2:38.96	28.48s	29.68s
8 BELONERO	9	17.0m	13.0m (0)	13.5m (0)	2:39.09	28.44s	29.33s

Finish Position and metres gained from 800m





## PJ Harness Analyser

Sectional Analysis Software - Not just a formguide!

[www.facebook.com/PJHarnessRacing](http://www.facebook.com/PJHarnessRacing)



RISE Digital, Harness Racing Australia nor the provider accepts any responsibility for the completeness or accuracy of any of the information contained herein, and makes no representations about its suitability for any particular purpose. Users should make their own judgements about those matters and/or seek independent advice. You assume all risks associated with use of data provided on this page

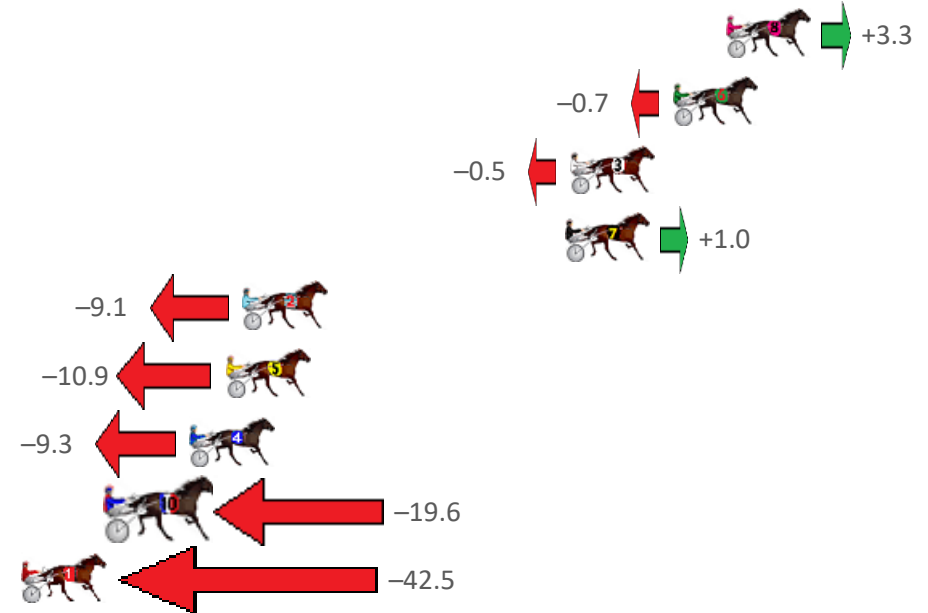
# Gloucester Park Race 4 Distance 2130m

Tuesday, 11 July 2023

Gross Time: 2:36.00 MileRate: 1:57.90 LeadTime: 36.20s First Qtr: 30.30s Second Qtr: 31.30s Third Qtr: 29.50s Fourth Qtr: 28.70s

NoHorse	Plc	Mar	800 Posi	400 Posi	Time	3rd Qtr	4th Qtr
8 TOMMY CARTA	1	0.0m	3.3m (2)	0.0m (1)	2:36.00	29.26s	28.70s
6 DOURADO	2	2.1m	1.4m (1)	1.9m (0)	2:36.16	29.54s	28.72s
3 BARBADOS	3	6.2m	5.7m (1)	5.8m (0)	2:36.47	29.50s	28.75s
7 ROCKNROLL SPIRIT	4	6.4m	7.4m (2)	4.4m (1)	2:36.48	29.28s	28.86s
2 STAPLETON	5	19.2m	10.1m (1)	10.2m (1)	2:37.45	29.50s	29.41s
5 MAJOR DALTON	6	19.9m	9.0m (0)	15.5m (1)	2:37.50	29.96s	29.08s
4 WESTCOASTER	7	21.3m	12.0m (2)	8.9m (2)	2:37.60	29.26s	29.66s
10 MISTER LINTON	8	24.2m	4.6m (0)	15.7m (0)	2:37.82	30.30s	29.39s
1 DAWSON SHARD	9	42.5m	0.0m (0)	9.7m (0)	2:39.20	30.20s	31.20s

## Finish Position and metres gained from 800m





# PJ Harness Analyser

Sectional Analysis Software - Not just a formguide!

www.facebook.com/PJHarnessRacing



RISE Digital, Harness Racing Australia nor the provider accepts any responsibility for the completeness or accuracy of any of the information contained herein, and makes no representations about its suitability for any particular purpose. Users should make their own judgements about those matters and/or seek independent advice. You assume all risks associated with use of data provided on this page


# Gloucester Park Race 5 Distance 2536m

Tuesday, 11 July 2023

Gross Time: 3:11.00 MileRate: 2:01.20 LeadTime: 71.10s First Qtr: 32.90s Second Qtr: 29.30s Third Qtr: 28.90s Fourth Qtr: 28.80s

NoHorse	Plc	Mar	800 Posi	400 Posi	Time	3rd Qtr	4th Qtr
1 HOTFOOT IT	1	0.0m	0.0m (0)	0.0m (0)	3:11.00	28.90s	28.80s
9 ROCKNROLL SASS	2	0.1m	1.1m (1)	1.2m (1)	3:11.01	28.90s	28.73s
2 MISTER ARDEE	3	4.2m	4.2m (0)	3.9m (0)	3:11.32	28.88s	28.84s
10 EUSTON FLYER	4	7.2m	8.4m (0)	8.1m (0)	3:11.54	28.88s	28.76s
12 ALCIPPES DELIGHT	5	9.3m	10.0m (2)	9.0m (2)	3:11.70	28.82s	28.86s
4 ROCKSTAR REBEL	6	13.5m	9.2m (1)	9.5m (1)	3:12.02	28.92s	29.14s
11 ONE FOR DAVE AND	7	13.5m	12.3m (0)	13.1m (0)	3:12.02	28.96s	28.88s
7 ACOLTNAME DSU	8	13.8m	16.7m (0)	17.9m (0)	3:12.04	28.98s	28.56s
6 JOE WITH THE FLOW	9	18.2m	5.0m (1)	5.3m (1)	3:12.38	28.92s	29.79s
8 FEELING ACES	10	22.2m	3.1m (2)	4.2m (2)	3:12.68	28.98s	30.17s
3 BATAVIA STREAMLIN	11	26.6m	21.4m (0)	19.0m (1)	3:13.01	28.72s	29.45s
5 DIAMONDS ON THE BE	12	36.1m	13.1m (1)	14.3m (1)	3:13.73	28.98s	30.51s

Finish Position and metres gained from 800m





## PJ Harness Analyser

Sectional Analysis Software - Not just a formguide!

[www.facebook.com/PJHarnessRacing](https://www.facebook.com/PJHarnessRacing)



RISE Digital, Harness Racing Australia nor the provider accepts any responsibility for the completeness or accuracy of any of the information contained herein, and makes no representations about its suitability for any particular purpose. Users should make their own judgements about those matters and/or seek independent advice. You assume all risks associated with use of data provided on this page

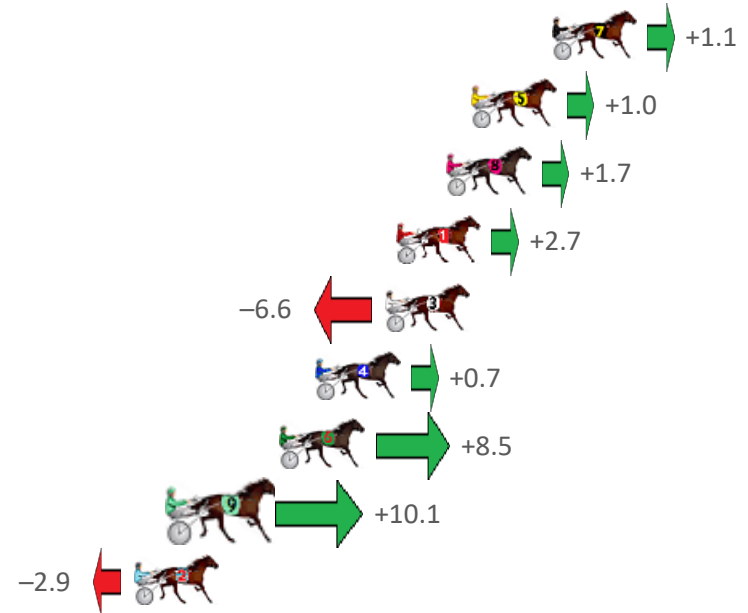
# Gloucester Park Race 6 Distance 2130m

Tuesday, 11 July 2023

Gross Time: 2:39.80 MileRate: 2:00.70 LeadTime: 37.90s First Qtr: 32.90s Second Qtr: 31.60s Third Qtr: 28.80s Fourth Qtr: 28.60s

NoHorse	Plc	Mar	800 Posi	400 Posi	Time	3rd Qtr	4th Qtr
7 HAVE AGO JOE	1	0.0m	1.1m (1)	0.9m (1)	2:39.80	28.78s	28.54s
5 SHOOT THROUGH	2	3.2m	4.2m (0)	4.8m (0)	2:40.04	28.84s	28.50s
8 AMADEO	3	4.2m	5.9m (1)	4.0m (2)	2:40.12	28.66s	28.63s
1 TEPELO STAR	4	6.2m	8.9m (0)	9.0m (0)	2:40.27	28.80s	28.43s
3 GALVINSTON JOHN	5	6.6m	0.0m (0)	0.0m (0)	2:40.30	28.80s	29.10s
4 SEEKNYOUSHALLFIN	6	9.4m	10.1m (1)	9.6m (1)	2:40.51	28.76s	28.62s
6 HEZA BEAUTY	7	10.8m	19.3m (0)	18.5m (0)	2:40.61	28.74s	28.09s
9 BATAVIA BLACKHOLE	8	14.8m	24.9m (0)	23.6m (0)	2:40.91	28.70s	28.03s
2 MIRACLE MARY	9	16.6m	13.7m (0)	14.1m (1)	2:41.05	28.82s	28.84s

## Finish Position and metres gained from 800m





# PJ Harness Analyser

Sectional Analysis Software - Not just a formguide!

www.facebook.com/PJHarnessRacing



RISE Digital, Harness Racing Australia nor the provider accepts any responsibility for the completeness or accuracy of any of the information contained herein, and makes no representations about its suitability for any particular purpose. Users should make their own judgements about those matters and/or seek independent advice. You assume all risks associated with use of data provided on this page

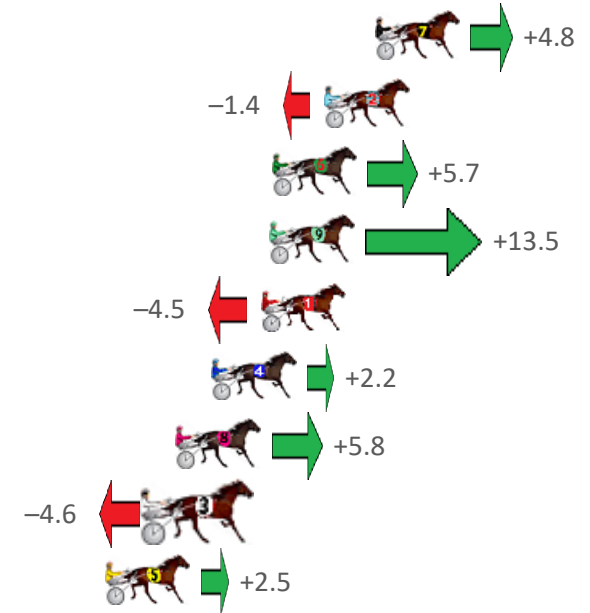
# Gloucester Park Race 7 Distance 2130m

Tuesday, 11 July 2023

Gross Time: 2:37.60 MileRate: 1:59.10 LeadTime: 38.70s First Qtr: 31.00s Second Qtr: 29.80s Third Qtr: 28.70s Fourth Qtr: 29.40s

NoHorse	Plc	Mar	800 Posi	400 Posi	Time	3rd Qtr	4th Qtr
7 BLOCKJORG	1	0.0m	4.8m (1)	5.6m (1)	2:37.60	28.76s	29.00s
2 POCKET THE CHANG	2	2.0m	0.6m (1)	1.4m (1)	2:37.75	28.76s	29.45s
6 WALL STREET GIRL	3	4.1m	9.8m (1)	10.3m (1)	2:37.92	28.74s	28.97s
9 ALTA QUEEN	4	4.2m	17.7m (0)	17.2m (0)	2:37.92	28.68s	28.48s
1 SPORT SPORT SPORT	5	4.5m	0.0m (0)	0.0m (0)	2:37.95	28.70s	29.75s
4 ROLL EM	6	6.5m	8.7m (0)	8.3m (0)	2:38.10	28.68s	29.30s
8 SWEET VIVIENNE	7	7.9m	13.7m (1)	14.4m (1)	2:38.21	28.76s	28.97s
3 SHEHADI	8	8.8m	4.2m (0)	4.4m (0)	2:38.28	28.72s	29.76s
5 MADDY MADDY	9	10.7m	13.2m (0)	12.5m (0)	2:38.42	28.66s	29.32s

## Finish Position and metres gained from 800m





## PJ Harness Analyser

Sectional Analysis Software - Not just a formguide!

[www.facebook.com/PJHarnessRacing](https://www.facebook.com/PJHarnessRacing)



RISE Digital, Harness Racing Australia nor the provider accepts any responsibility for the completeness or accuracy of any of the information contained herein, and makes no representations about its suitability for any particular purpose. Users should make their own judgements about those matters and/or seek independent advice. You assume all risks associated with use of data provided on this page

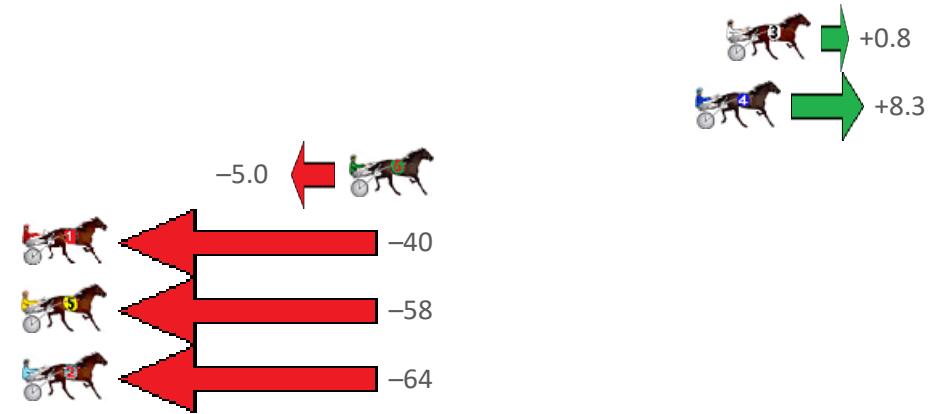
# Gloucester Park Race 8 Distance 2536m

Tuesday, 11 July 2023

Gross Time: 3:15.00 MileRate: 2:03.70 LeadTime: 71.00s First Qtr: 32.10s Second Qtr: 32.00s Third Qtr: 29.80s Fourth Qtr: 30.10s

NoHorse	Plc	Mar	800 Posi	400 Posi	Time	3rd Qtr	4th Qtr
3 EVAS IMAGE	1	0.0m	0.8m (0)	0.0m (0)	3:15.00	29.74s	30.10s
4 LUVAF LAIR	2	1.2m	9.5m (0)	15.1m (2)	3:15.09	30.22s	29.07s
6 PEACHEE	3	15.0m	10.0m (1)	3.3m (1)	3:16.18	29.30s	31.04s
1 KELL ROAD KID	4	44.3m	5.1m (0)	12.0m (0)	3:18.49	30.31s	32.70s
5 SKY EAGLE	5	57.4m	0.0m (1)	11.9m (1)	3:19.52	30.68s	33.74s
2 TAIMATE ANGUS	6	68.9m	5.4m (1)	16.5m (3)	3:20.43	30.63s	34.31s

## Finish Position and metres gained from 800m





# PJ Harness Analyser

Sectional Analysis Software - Not just a formguide!

www.facebook.com/PJHarnessRacing



RISE Digital, Harness Racing Australia nor the provider accepts any responsibility for the completeness or accuracy of any of the information contained herein, and makes no representations about its suitability for any particular purpose. Users should make their own judgements about those matters and/or seek independent advice. You assume all risks associated with use of data provided on this page