


Gloucester Park Race 1 Distance 2536m

Wednesday, 19 July 2023

Gross Time: 3:13.00 MileRate: 2:02.50 LeadTime: 70.60s First Qtr: 31.90s Second Qtr: 30.90s Third Qtr: 29.80s Fourth Qtr: 29.80s

NoHorse	Plc	Mar	800 Posi	400 Posi	Time	3rd Qtr	4th Qtr
2 OUR MAESTOSO	1	0.0m	0.0m (0)	0.0m (0)	3:13.00	29.80s	29.80s
8 MAJESTIC COURTNE	2	10.2m	10.0m (1)	1.7m (1)	3:13.80	29.18s	30.47s
5 ONE BID BUYS	3	27.7m	8.6m (0)	12.2m (0)	3:15.16	30.06s	31.06s
3 ELISH STAR	4	32.4m	4.3m (0)	5.7m (0)	3:15.53	29.90s	31.91s
7 MAJESTIC DREAM	5	44.3m	5.9m (1)	10.3m (1)	3:16.46	30.12s	32.50s
6 FLINGANDWINGIT	6	48.8m	14.3m (1)	18.4m (1)	3:16.81	30.10s	32.25s
1 PADDY PANTS	7	55.0m	13.5m (0)	23.8m (0)	3:17.29	30.56s	32.33s
4 TAIMATE ANGUS	8	59.6m	18.4m (0)	26.5m (1)	3:17.65	30.40s	32.49s

Finish Position and metres gained from 800m





PJ Harness Analyser

Sectional Analysis Software - Not just a formguide!

www.facebook.com/PJHarnessRacing



RISE Digital, Harness Racing Australia nor the provider accepts any responsibility for the completeness or accuracy of any of the information contained herein, and makes no representations about its suitability for any particular purpose. Users should make their own judgements about those matters and/or seek independent advice. You assume all risks associated with use of data provided on this page

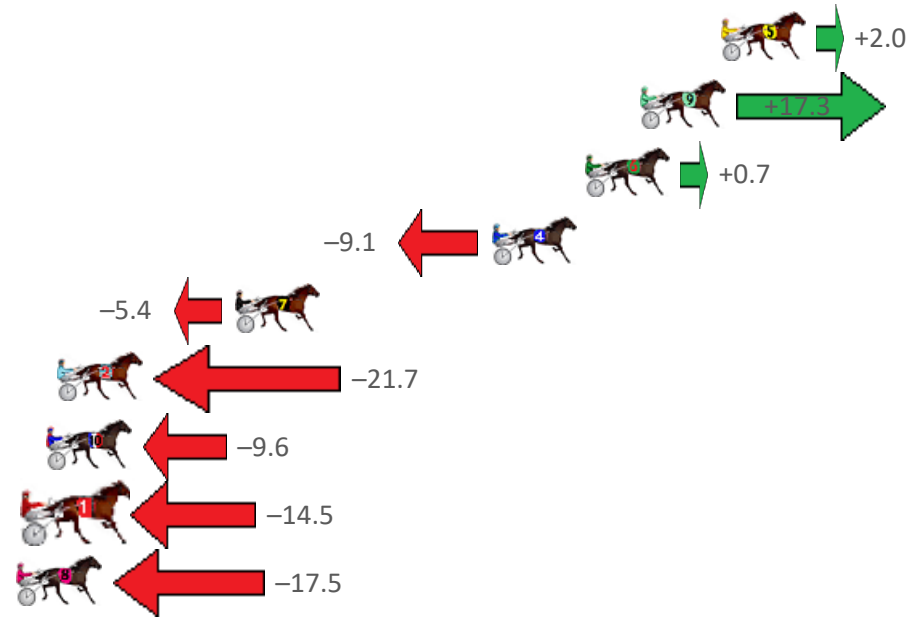
Gloucester Park Race 2 Distance 2130m

Wednesday, 19 July 2023

Gross Time: 2:42.00 MileRate: 2:02.40 LeadTime: 40.10s First Qtr: 31.80s Second Qtr: 31.40s Third Qtr: 29.00s Fourth Qtr: 29.70s

NoHorse	Plc	Mar	800 Posi	400 Posi	Time	3rd Qtr	4th Qtr
5 MONTEGO	1	0.0m	2.0m (1)	1.4m (1)	2:42.00	28.96s	29.60s
9 PENTHOUSE	2	3.2m	20.5m (1)	12.7m (2)	2:42.25	28.44s	29.03s
6 ARKAMARA STAR	3	5.4m	6.1m (1)	5.2m (1)	2:42.42	28.94s	29.74s
4 INTERNAL AFFAIRS	4	9.1m	0.0m (0)	0.0m (0)	2:42.71	29.00s	30.41s
7 THE WAND WAVER	5	19.3m	13.9m (1)	12.4m (1)	2:43.50	28.90s	30.30s
2 CONSTELLATIONJEW	6	26.4m	4.7m (0)	5.8m (0)	2:44.05	29.08s	31.33s
10 TWOHEARTONEDIA	7	26.8m	17.2m (0)	17.1m (2)	2:44.09	29.00s	30.54s
1 LUCY HELEN	8	27.3m	12.8m (0)	13.4m (0)	2:44.12	29.06s	30.84s
8 GET THE BOOTH	9	35.3m	17.8m (2)	26.1m (1)	2:44.75	29.62s	30.55s

Finish Position and metres gained from 800m



PJ Harness Analyser

Sectional Analysis Software - Not just a formguide!

www.facebook.com/PJHarnessRacing

RISE Digital, Harness Racing Australia nor the provider accepts any responsibility for the completeness or accuracy of any of the information contained herein, and makes no representations about its suitability for any particular purpose. Users should make their own judgements about those matters and/or seek independent advice. You assume all risks associated with use of data provided on this page

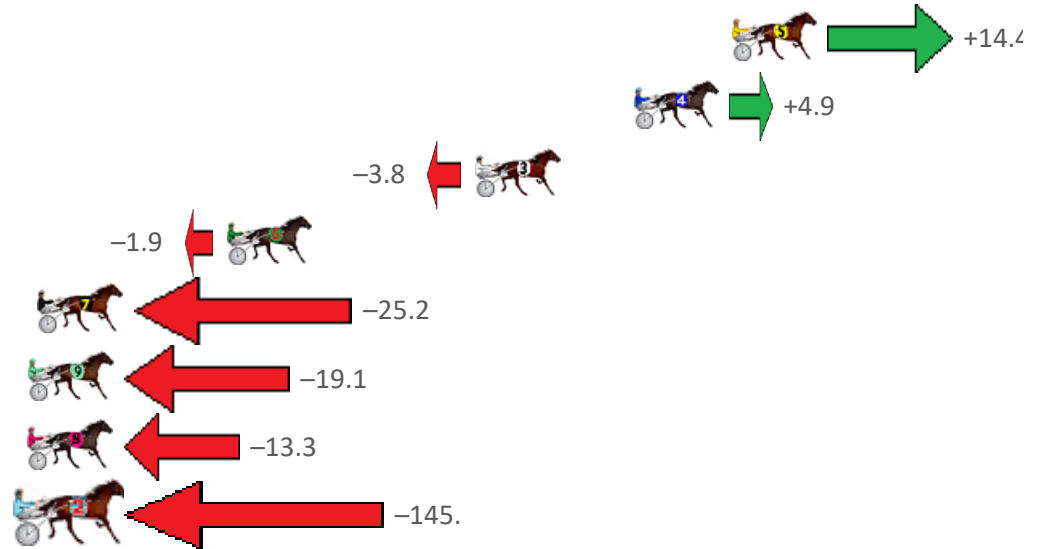
Gloucester Park Race 3 Distance 2130m

Wednesday, 19 July 2023

Gross Time: 2:40.60 MileRate: 2:01.40 LeadTime: 38.10s First Qtr: 31.20s Second Qtr: 30.50s Third Qtr: 31.10s Fourth Qtr: 29.70s

NoHorse	Plc	Mar	800 Posi	400 Posi	Time	3rd Qtr	4th Qtr
5 LITTLE SUZIE	1	0.0m	14.4m (1)	0.0m (1)	2:40.60	30.01s	29.70s
4 SAMEPLACE SAMETI	2	3.9m	8.8m (0)	7.2m (0)	2:40.90	30.97s	29.46s
3 COURAGE OF LOMB	3	10.2m	6.4m (1)	4.4m (2)	2:41.39	30.96s	30.13s
6 ELSAMAY	4	20.1m	18.2m (1)	8.4m (3)	2:42.16	30.38s	30.56s
7 RISKITFORDABISKIT	5	27.6m	2.4m (1)	4.2m (1)	2:42.75	31.28s	31.43s
9 CARUBA	6	32.5m	13.4m (0)	15.6m (3)	2:43.13	31.30s	30.95s
8 JUST FOR LOVE	7	34.1m	20.8m (2)	14.4m (0)	2:43.25	30.65s	31.15s
2 SHEHADI	8	156.2m	10.4m (1)	14.2m (2)	2:52.76	31.63s	40.18s

Finish Position and metres gained from 800m





PJ Harness Analyser

Sectional Analysis Software - Not just a formguide!

www.facebook.com/PJHarnessRacing



RISE Digital, Harness Racing Australia nor the provider accepts any responsibility for the completeness or accuracy of any of the information contained herein, and makes no representations about its suitability for any particular purpose. Users should make their own judgements about those matters and/or seek independent advice. You assume all risks associated with use of data provided on this page

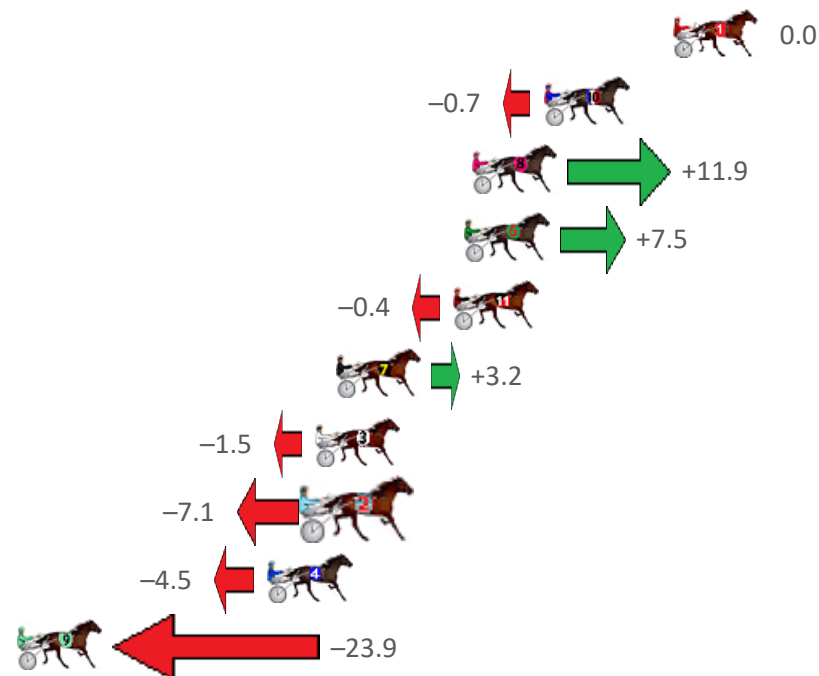
Gloucester Park Race 4 Distance 2536m

Wednesday, 19 July 2023

Gross Time: 3:12.40 MileRate: 2:02.10 LeadTime: 71.50s First Qtr: 31.60s Second Qtr: 30.70s Third Qtr: 29.10s Fourth Qtr: 29.50s

NoHorse	Plc	Mar	800 Posi	400 Posi	Time	3rd Qtr	4th Qtr
1 GOV STARZZZ	1	0.0m	0.0m (0)	0.0m (0)	3:12.40	29.10s	29.50s
10 GALVINSTON JOHN	2	5.1m	4.4m (0)	4.4m (0)	3:12.79	29.10s	29.57s
8 EUSTON FLYER	3	8.0m	19.9m (1)	9.1m (2)	3:13.02	28.32s	29.45s
6 BATAVIA STREAMLIN	4	8.3m	15.8m (1)	4.5m (2)	3:13.04	28.28s	29.82s
11 JUST ROC	5	8.7m	8.3m (0)	8.2m (0)	3:13.07	29.10s	29.57s
7 SEEKNYOUSHALLFIN	6	13.4m	16.6m (0)	17.1m (1)	3:13.44	29.14s	29.29s
3 TEPELO STAR	7	14.2m	12.7m (0)	13.7m (0)	3:13.50	29.18s	29.60s
2 HEZA BEAUTY	8	14.3m	7.2m (1)	8.8m (1)	3:13.51	29.22s	29.96s
4 MIRACLE MARY	9	16.1m	11.6m (1)	12.7m (1)	3:13.65	29.18s	29.82s
9 SOHO CONFIDENTIA	10	26.1m	2.2m (1)	4.2m (1)	3:14.42	29.24s	31.22s

Finish Position and metres gained from 800m





PJ Harness Analyser

Sectional Analysis Software - Not just a formguide!

www.facebook.com/PJHarnessRacing



RISE Digital, Harness Racing Australia nor the provider accepts any responsibility for the completeness or accuracy of any of the information contained herein, and makes no representations about its suitability for any particular purpose. Users should make their own judgements about those matters and/or seek independent advice. You assume all risks associated with use of data provided on this page

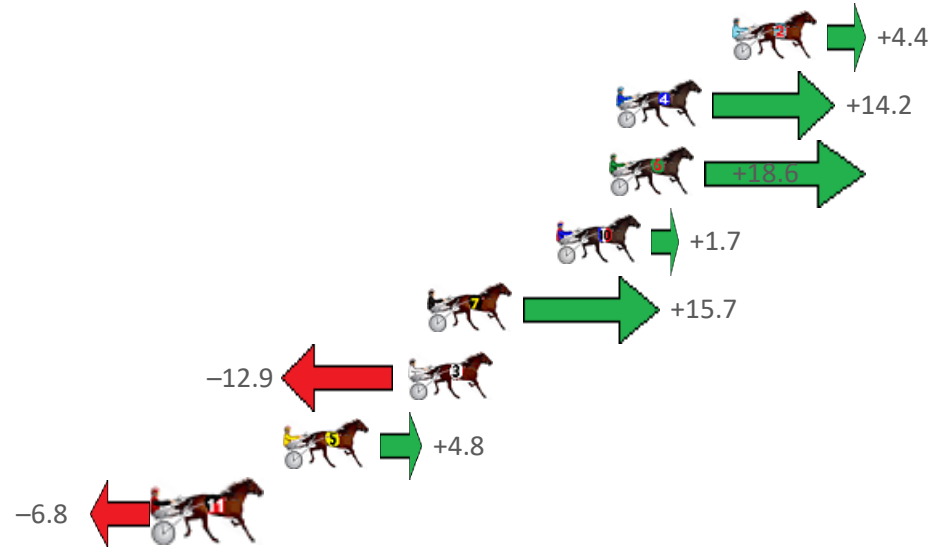
Gloucester Park Race 5 Distance 2130m

Wednesday, 19 July 2023

Gross Time: 2:38.10 MileRate: 1:59.40 LeadTime: 37.00s First Qtr: 31.00s Second Qtr: 30.50s Third Qtr: 29.50s Fourth Qtr: 30.10s

NoHorse	Plc	Mar	800 Posi	400 Posi	Time	3rd Qtr	4th Qtr
2 ROCKSTAR REBEL	1	0.0m	4.4m (0)	1.1m (1)	2:38.10	29.26s	30.02s
4 RUN FOR MERCY	2	4.6m	18.8m (1)	6.0m (1)	2:38.46	28.56s	30.02s
6 ALCIPPES DELIGHT	3	4.9m	23.5m (1)	10.0m (1)	2:38.49	28.52s	29.74s
10 BALTIC ACE	4	7.0m	8.7m (0)	5.7m (0)	2:38.65	29.28s	30.23s
7 EXPERIA	5	12.1m	27.8m (0)	14.3m (1)	2:39.05	28.52s	29.99s
3 STREET APPEAL	6	12.9m	0.0m (0)	0.0m (0)	2:39.12	29.50s	31.12s
5 ONE FOR DAVE AND	7	17.8m	22.6m (0)	19.5m (1)	2:39.50	29.28s	30.06s
11 BETTOR FINISH	8	22.6m	15.8m (0)	17.0m (0)	2:39.88	29.60s	30.62s

Finish Position and metres gained from 800m





PJ Harness Analyser

Sectional Analysis Software - Not just a formguide!

www.facebook.com/PJHarnessRacing



RISE Digital, Harness Racing Australia nor the provider accepts any responsibility for the completeness or accuracy of any of the information contained herein, and makes no representations about its suitability for any particular purpose. Users should make their own judgements about those matters and/or seek independent advice. You assume all risks associated with use of data provided on this page

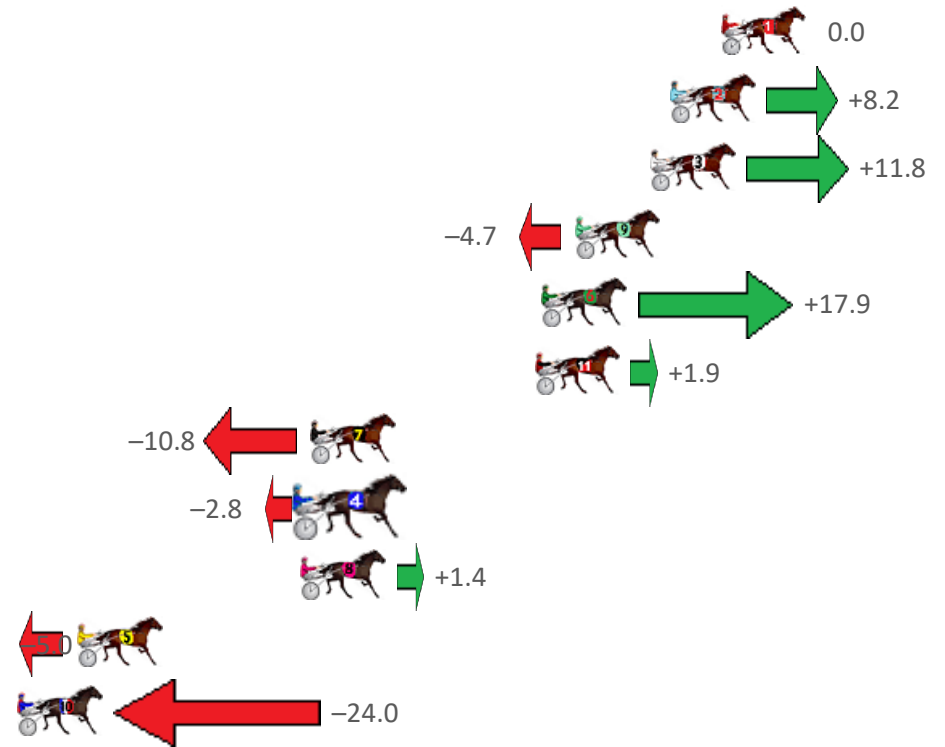
Gloucester Park Race 6 Distance 2536m

Wednesday, 19 July 2023

Gross Time: 3:11.80 MileRate: 2:01.70 LeadTime: 69.30s First Qtr: 31.80s Second Qtr: 30.50s Third Qtr: 29.30s Fourth Qtr: 30.90s

NoHorse	Plc	Mar	800 Posi	400 Posi	Time	3rd Qtr	4th Qtr
1 TIGER BY THE TAIL	1	0.0m	0.0m (0)	0.0m (0)	3:11.80	29.30s	30.90s
2 TRITTRITTBANGBAN	2	2.0m	10.2m (1)	12.3m (1)	3:11.96	29.48s	30.14s
3 MY MASTER OF DISG	3	2.8m	14.6m (1)	7.8m (2)	3:12.03	28.82s	30.54s
9 REGAL AURA	4	5.8m	1.1m (1)	2.2m (1)	3:12.27	29.38s	31.21s
6 APOLOGIZE	5	7.1m	25.0m (1)	21.4m (0)	3:12.37	29.08s	29.87s
11 STRIKE MASTER	6	7.4m	9.3m (0)	12.0m (0)	3:12.40	29.52s	30.60s
7 THE NOTORIOUS ON	7	16.3m	5.5m (1)	7.5m (1)	3:13.12	29.46s	31.66s
4 BELONERO	8	16.5m	13.7m (0)	16.8m (0)	3:13.13	29.56s	30.97s
8 CAVALRY CALL	9	16.7m	18.1m (0)	17.1m (1)	3:13.15	29.26s	30.97s
5 OUR SURROGATE	10	25.6m	20.6m (1)	25.4m (0)	3:13.87	29.70s	31.07s
10 FOXY ROSE	11	28.7m	4.7m (0)	7.8m (0)	3:14.12	29.54s	32.64s

Finish Position and metres gained from 800m





PJ Harness Analyser

Sectional Analysis Software - Not just a formguide!

www.facebook.com/PJHarnessRacing



RISE Digital, Harness Racing Australia nor the provider accepts any responsibility for the completeness or accuracy of any of the information contained herein, and makes no representations about its suitability for any particular purpose. Users should make their own judgements about those matters and/or seek independent advice. You assume all risks associated with use of data provided on this page

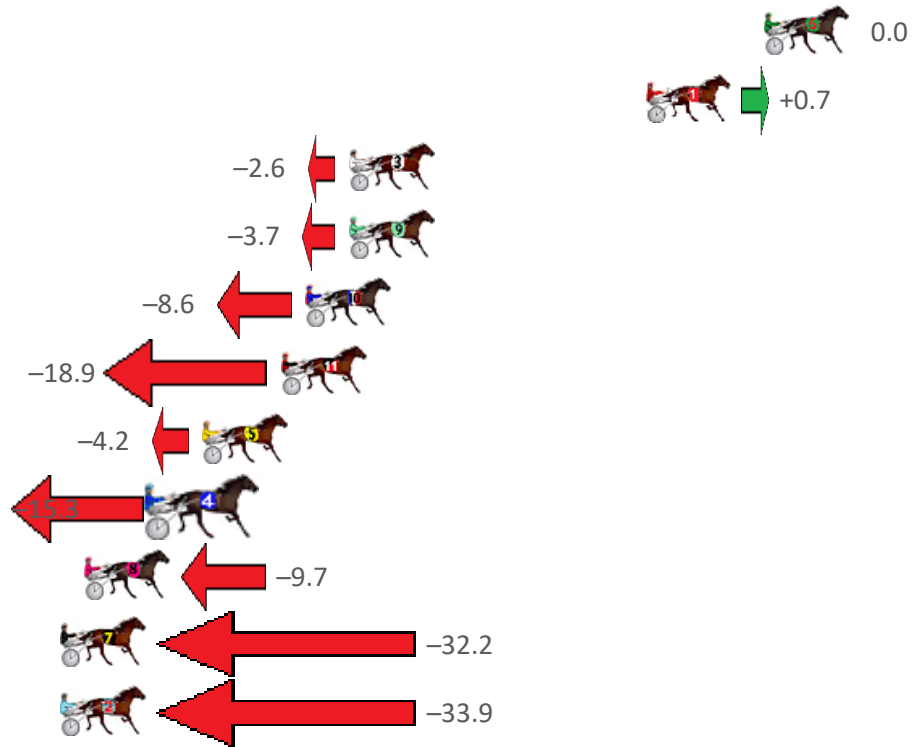
Gloucester Park Race 7 Distance 2130m

Wednesday, 19 July 2023

Gross Time: 2:37.90 MileRate: 1:59.30 LeadTime: 38.90s First Qtr: 31.80s Second Qtr: 30.20s Third Qtr: 28.40s Fourth Qtr: 28.60s

NoHorse	Plc	Mar	800 Posi	400 Posi	Time	3rd Qtr	4th Qtr
6 GETN WIGGY WITHIT	1	0.0m	0.0m (0)	0.0m (0)	2:37.90	28.40s	28.60s
1 TUMBLIN DICE	2	4.7m	5.4m (0)	4.2m (0)	2:38.25	28.32s	28.65s
3 ALFREDI	3	16.5m	13.9m (0)	13.0m (1)	2:39.14	28.34s	28.92s
9 BLOCKJORG	4	16.5m	12.8m (1)	16.4m (2)	2:39.14	28.66s	28.68s
10 HES ROYAL BLUE	5	18.2m	9.6m (0)	10.5m (0)	2:39.27	28.46s	29.23s
11 MISTER ARDEE	6	19.2m	0.3m (1)	6.2m (1)	2:39.34	28.82s	29.60s
5 ACOLTNAMEDSU	7	22.3m	18.1m (0)	17.8m (1)	2:39.57	28.38s	29.01s
4 THE RIGHTEOUS	8	24.1m	8.8m (1)	12.8m (2)	2:39.71	28.68s	29.51s
8 HAVE AGO JOE	9	27.0m	17.3m (1)	15.9m (3)	2:39.93	28.31s	29.50s
7 BLUE BLAZER	10	36.7m	4.5m (1)	8.5m (2)	2:40.66	28.68s	30.75s
2 WAIT FOR THE BELL	11	82.6m	48.7m (0)	53.9m (0)	2:44.10	28.78s	30.98s

Finish Position and metres gained from 800m





PJ Harness Analyser

Sectional Analysis Software - Not just a formguide!

www.facebook.com/PJHarnessRacing



RISE Digital, Harness Racing Australia nor the provider accepts any responsibility for the completeness or accuracy of any of the information contained herein, and makes no representations about its suitability for any particular purpose. Users should make their own judgements about those matters and/or seek independent advice. You assume all risks associated with use of data provided on this page

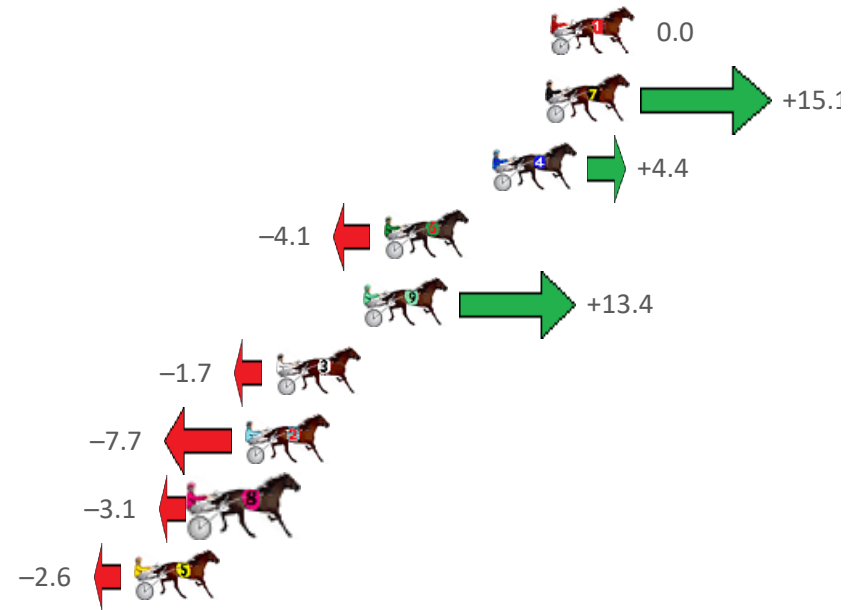
Gloucester Park Race 8 Distance 2130m

Wednesday, 19 July 2023

Gross Time: 2:36.70 MileRate: 1:58.40 LeadTime: 39.80s First Qtr: 27.70s Second Qtr: 30.70s Third Qtr: 29.00s Fourth Qtr: 29.50s

NoHorse	Plc	Mar	800 Posi	400 Posi	Time	3rd Qtr	4th Qtr
1 MR CHIP	1	0.0m	0.0m (0)	0.0m (0)	2:36.70	29.00s	29.50s
7 ALL IS WELL	2	0.2m	15.3m (1)	14.1m (1)	2:36.72	28.92s	28.49s
4 SPEEDWAGON	3	2.3m	6.7m (1)	6.4m (1)	2:36.88	28.98s	29.22s
6 SHELL SHOCK	4	6.6m	2.5m (1)	2.2m (1)	2:37.21	28.98s	29.85s
9 AMAZING AMERICA	5	7.4m	20.8m (0)	18.2m (1)	2:37.27	28.82s	28.75s
3 SKIPPYS DELIGHT	6	10.9m	9.2m (0)	10.5m (0)	2:37.54	29.10s	29.58s
2 MISTER RIDGEWELL	7	12.1m	4.4m (0)	5.0m (0)	2:37.64	29.04s	30.08s
8 SHOOT THROUGH	8	13.9m	10.8m (1)	10.2m (1)	2:37.77	28.96s	29.83s
5 STEREOPHONIC	9	16.5m	13.9m (0)	16.0m (0)	2:37.98	29.16s	29.62s

Finish Position and metres gained from 800m





PJ Harness Analyser

Sectional Analysis Software - Not just a formguide!

www.facebook.com/PJHarnessRacing



RISE Digital, Harness Racing Australia nor the provider accepts any responsibility for the completeness or accuracy of any of the information contained herein, and makes no representations about its suitability for any particular purpose. Users should make their own judgements about those matters and/or seek independent advice. You assume all risks associated with use of data provided on this page

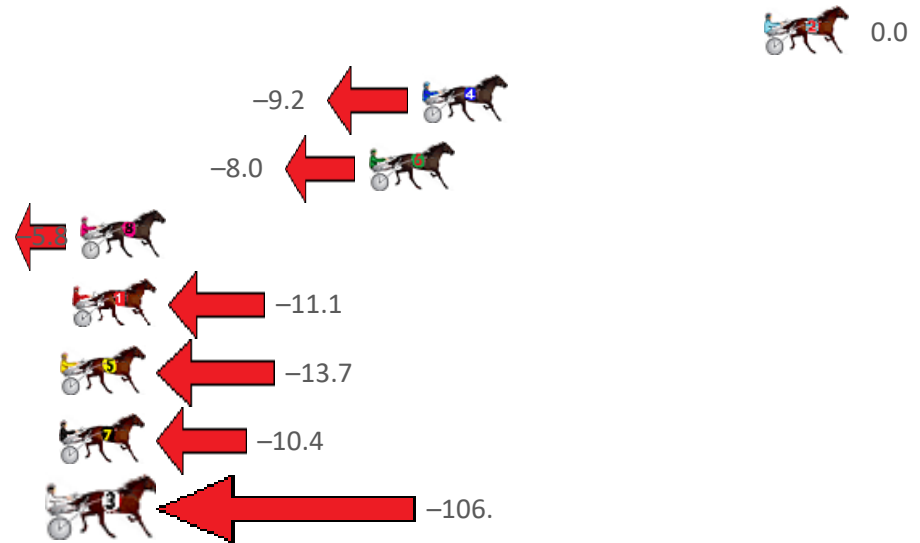
Gloucester Park Race 9 Distance 2130m

Wednesday, 19 July 2023

Gross Time: 2:37.00 MileRate: 1:58.60 LeadTime: 37.10s First Qtr: 29.70s Second Qtr: 31.80s Third Qtr: 29.40s Fourth Qtr: 29.00s

NoHorse	Plc	Mar	800 Posi	400 Posi	Time	3rd Qtr	4th Qtr
2 ADVANTAGE	1	0.0m	0.0m (0)	0.0m (0)	2:37.00	29.40s	29.00s
4 BARBADOS	2	13.6m	4.4m (0)	4.7m (0)	2:38.03	29.42s	29.69s
6 ELWADDELL	3	15.7m	7.7m (1)	4.4m (1)	2:38.19	29.16s	29.87s
8 ART REVIVAL	4	27.2m	21.4m (0)	24.3m (1)	2:39.07	29.60s	29.31s
1 ROCKABILITY	5	27.5m	16.4m (0)	22.1m (0)	2:39.09	29.80s	29.49s
5 LENI ROSE	6	28.2m	14.5m (1)	16.0m (0)	2:39.15	29.50s	29.99s
7 SPINNER OF YARNS	7	31.8m	21.4m (1)	26.2m (2)	2:39.42	29.74s	29.52s
3 STARLIGHT SONG	8	117.7m	11.2m (0)	39.4m (0)	2:45.96	31.44s	35.10s

Finish Position and metres gained from 800m





PJ Harness Analyser

Sectional Analysis Software - Not just a formguide!

www.facebook.com/PJHarnessRacing



RISE Digital, Harness Racing Australia nor the provider accepts any responsibility for the completeness or accuracy of any of the information contained herein, and makes no representations about its suitability for any particular purpose. Users should make their own judgements about those matters and/or seek independent advice. You assume all risks associated with use of data provided on this page

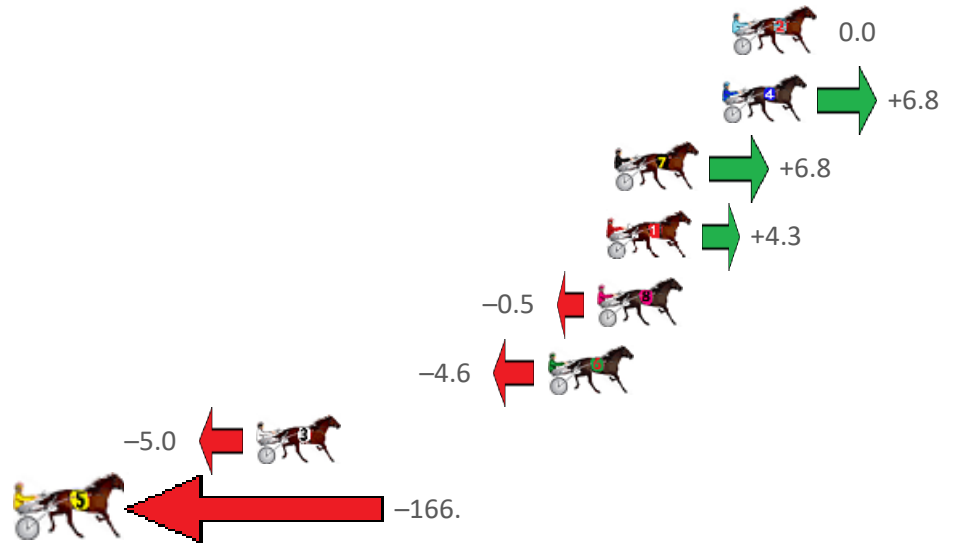
Gloucester Park Race 10 Distance 2130m

Wednesday, 19 July 2023

Gross Time: 2:42.00 MileRate: 2:02.40 LeadTime: 38.20s First Qtr: 32.20s Second Qtr: 31.90s Third Qtr: 30.20s Fourth Qtr: 29.50s

NoHorse	Plc	Mar	800 Posi	400 Posi	Time	3rd Qtr	4th Qtr
2 PINK PARADE	1	0.0m	0.0m (0)	0.0m (0)	2:42.00	30.20s	29.50s
4 LILLY LAGUNA	2	0.4m	7.2m (1)	7.6m (1)	2:42.03	30.22s	28.97s
7 SISTER ACT	3	4.7m	11.5m (1)	11.6m (1)	2:42.36	30.20s	29.00s
1 IMMACHULATE	4	5.0m	9.3m (0)	10.3m (0)	2:42.39	30.26s	29.13s
8 FOLLOW MY STRIDE	5	5.3m	4.8m (0)	5.7m (0)	2:42.41	30.26s	29.49s
6 ASHIMA	6	7.3m	2.7m (1)	3.3m (1)	2:42.56	30.24s	29.82s
3 NEVER FORGET ADD	7	18.9m	13.9m (0)	15.7m (1)	2:43.46	30.32s	29.80s
5 SHESGOTHEREYES	8	403.5m	236.6m (0)	268.2m (0)	3:13.21	32.34s	40.81s

Finish Position and metres gained from 800m





PJ Harness Analyser

Sectional Analysis Software - Not just a formguide!

www.facebook.com/PJHarnessRacing

