

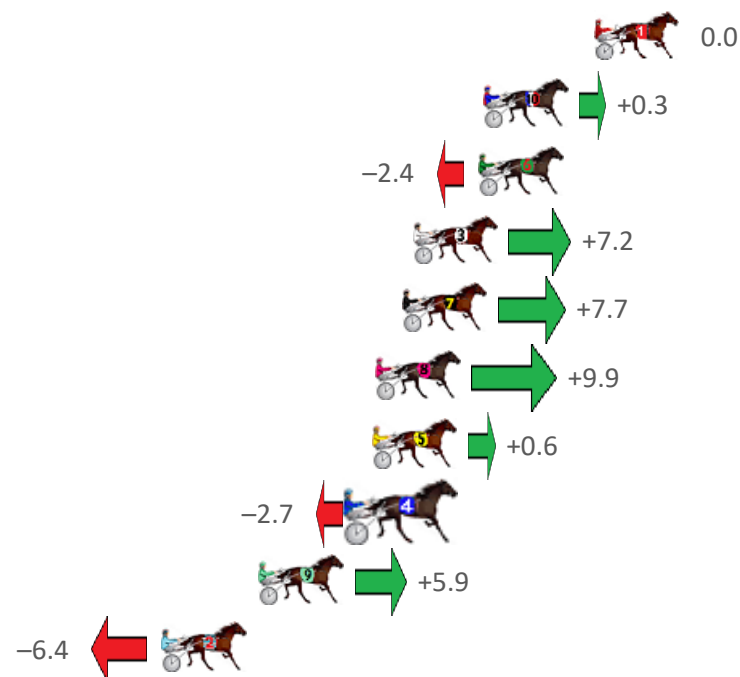
Gloucester Park Race 1 Distance 1730m

Friday, 21 July 2023

Gross Time: 2:03.70 MileRate: 1:55.10 LeadTime: 7.70s First Qtr: 28.70s Second Qtr: 29.10s Third Qtr: 29.00s Fourth Qtr: 29.20s

NoHorse	Plc	Mar	800 Posi	400 Posi	Time	3rd Qtr	4th Qtr
1 HIGH PRICE	1	0.0m	0.0m (0)	0.0m (0)	2:03.70	29.00s	29.20s
10 PELIGROSO	2	4.4m	4.7m (0)	4.4m (0)	2:04.04	28.98s	29.22s
6 CHEER THE MAJOR	3	4.6m	2.2m (1)	3.4m (1)	2:04.05	29.08s	29.31s
3 GREGARMY	4	7.2m	14.4m (1)	5.3m (2)	2:04.25	28.34s	29.37s
7 LIL HAPPY FELLA	5	7.6m	15.3m (0)	14.4m (0)	2:04.28	28.94s	28.74s
8 ROCKMYSTER	6	8.7m	18.6m (1)	9.5m (2)	2:04.37	28.34s	29.18s
5 GORDON	7	8.8m	9.4m (0)	8.9m (0)	2:04.37	28.96s	29.23s
4 LITTLE BITOF FUN	8	9.4m	6.7m (1)	7.8m (1)	2:04.42	29.08s	29.36s
9 HES A COOL MACH	9	13.3m	19.2m (0)	17.7m (1)	2:04.72	28.90s	28.94s
2 LONGREACH BAY	10	17.2m	10.8m (1)	11.9m (1)	2:05.02	29.08s	29.66s

Finish Position and metres gained from 800m



PJ Harness Analyser

Sectional Analysis Software – Not just a formguide!

www.facebook.com/PJHarnessRacing



RISE Digital, Harness Racing Australia nor the provider accepts any responsibility for the completeness or accuracy of any of the information contained herein, and makes no representations about its suitability for any particular purpose. Users should make their own judgements about those matters and/or seek independent advice. You assume all risks associated with use of data provided on this page

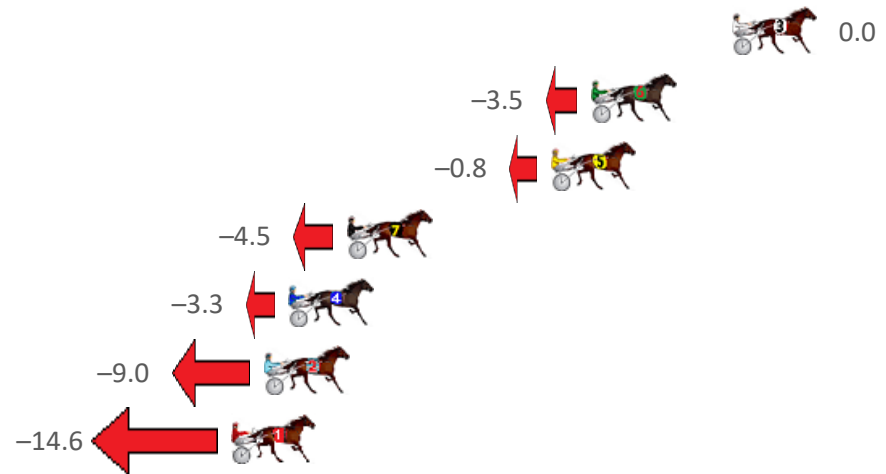
Gloucester Park Race 2 Distance 2130m

Friday, 21 July 2023

Gross Time: 2:33.20 MileRate: 1:55.80 LeadTime: 36.60s First Qtr: 30.50s Second Qtr: 30.30s Third Qtr: 27.60s Fourth Qtr: 28.20s

NoHorse	Plc	Mar	800 Posi	400 Posi	Time	3rd Qtr	4th Qtr
3 ROLLING FIRE	1	0.0m	0.0m (0)	0.0m (0)	2:33.20	27.60s	28.20s
6 SKYLORD	2	5.6m	2.1m (1)	4.4m (1)	2:33.61	27.76s	28.31s
5 COTTON ON	3	7.2m	6.4m (1)	8.4m (1)	2:33.73	27.74s	28.15s
7 DOURADO	4	15.3m	10.8m (1)	12.4m (1)	2:34.33	27.72s	28.47s
4 LUCAPELO	5	17.6m	14.3m (0)	13.0m (0)	2:34.50	27.52s	28.60s
2 EASTERN ADVANCE	6	18.6m	9.6m (0)	8.7m (0)	2:34.58	27.54s	28.98s
1 FLASHING ARK	7	19.9m	5.3m (0)	4.6m (0)	2:34.67	27.56s	29.35s

Finish Position and metres gained from 800m



PJ Harness Analyser
Sectional Analysis Software – Not just a formguide!

www.facebook.com/PJHarnessRacing



RISE Digital, Harness Racing Australia nor the provider accepts any responsibility for the completeness or accuracy of any of the information contained herein, and makes no representations about its suitability for any particular purpose. Users should make their own judgements about those matters and/or seek independent advice. You assume all risks associated with use of data provided on this page

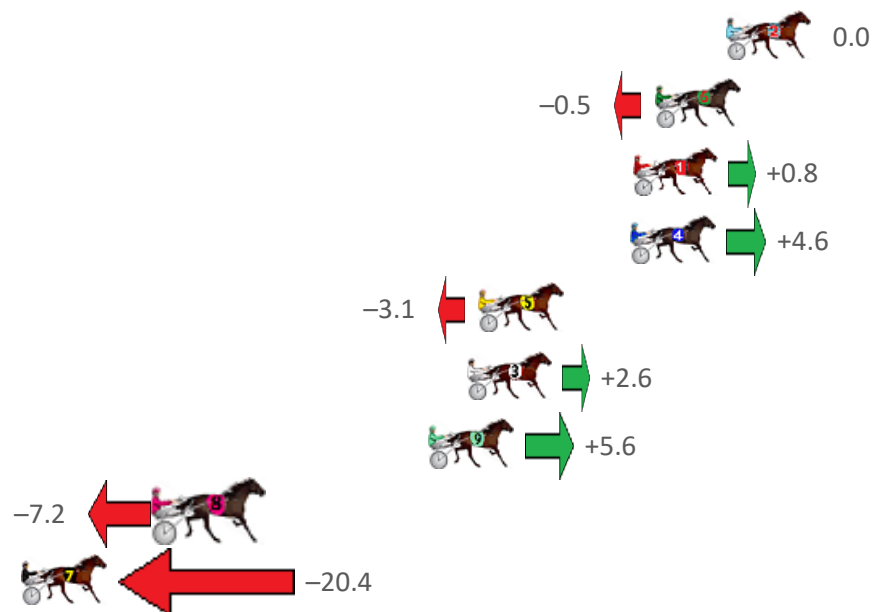
Gloucester Park Race 3 Distance 2130m

Friday, 21 July 2023

Gross Time: 2:37.80 MileRate: 1:59.20 LeadTime: 40.10s First Qtr: 30.80s Second Qtr: 30.50s Third Qtr: 28.70s Fourth Qtr: 27.70s

NoHorse	Plc	Mar	800 Posi	400 Posi	Time	3rd Qtr	4th Qtr
2 AMERICAN ARMA	1	0.0m	0.0m (0)	0.0m (0)	2:37.80	28.70s	27.70s
6 STORMYSKYES	2	2.8m	2.3m (1)	3.0m (1)	2:38.00	28.75s	27.69s
1 MISSTIANO	3	3.7m	4.5m (0)	3.9m (0)	2:38.07	28.65s	27.70s
4 MISS LAMARR	4	3.8m	8.4m (0)	7.9m (0)	2:38.08	28.65s	27.43s
5 LET IT LINGA	5	9.8m	6.7m (1)	7.3m (1)	2:38.51	28.73s	27.90s
3 BLAZE COOPS	6	10.3m	12.9m (0)	11.8m (0)	2:38.55	28.61s	27.62s
9 SIMPLY SHAZ	7	11.8m	17.4m (0)	16.1m (0)	2:38.66	28.59s	27.43s
8 BEYOND THE SEA	8	22.3m	15.1m (1)	15.9m (1)	2:39.42	28.73s	28.21s
7 MISS BOUDICA	9	31.3m	10.9m (1)	11.9m (1)	2:40.08	28.75s	29.15s

Finish Position and metres gained from 800m



PJ Harness Analyser

Sectional Analysis Software – Not just a formguide!

www.facebook.com/PJHarnessRacing



RISE Digital, Harness Racing Australia nor the provider accepts any responsibility for the completeness or accuracy of any of the information contained herein, and makes no representations about its suitability for any particular purpose. Users should make their own judgements about those matters and/or seek independent advice. You assume all risks associated with use of data provided on this page

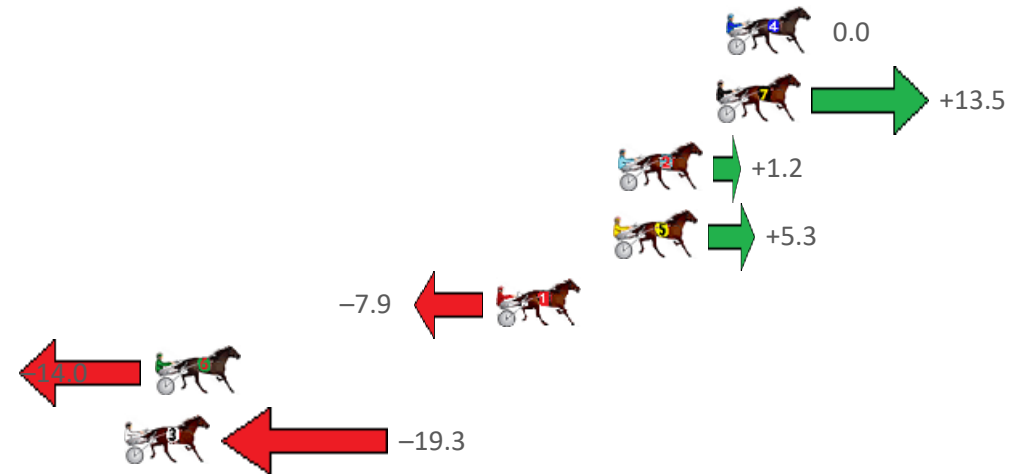
Gloucester Park Race 4 Distance 2536m

Friday, 21 July 2023

Gross Time: 3:06.60 MileRate: 1:58.40 LeadTime: 69.90s First Qtr: 31.10s Second Qtr: 29.50s Third Qtr: 27.80s Fourth Qtr: 28.30s

NoHorse	Plc	Mar	800 Posi	400 Posi	Time	3rd Qtr	4th Qtr
4 TENZING BROMAC	1	0.0m	0.0m (1)	0.0m (1)	3:06.60	27.80s	28.30s
7 KIMBLE	2	0.4m	13.9m (0)	12.1m (0)	3:06.63	27.68s	27.49s
2 CORDERO	3	4.3m	5.5m (0)	4.2m (0)	3:06.92	27.71s	28.33s
5 ELDAYTONA	4	4.5m	9.8m (0)	8.0m (0)	3:06.93	27.68s	28.07s
1 MOONLITE DRIVE	5	9.1m	1.2m (0)	0.0m (0)	3:07.28	27.72s	28.98s
6 WHATABRO	6	22.7m	8.7m (1)	11.8m (1)	3:08.29	28.02s	29.17s
3 FIFTY FIVE REBORN	7	23.9m	4.6m (1)	8.0m (2)	3:08.38	28.04s	29.52s

Finish Position and metres gained from 800m







PJ Harness Analyser

Sectional Analysis Software – Not just a formguide!

www.facebook.com/PJHarnessRacing



RISE Digital, Harness Racing Australia nor the provider accepts any responsibility for the completeness or accuracy of any of the information contained herein, and makes no representations about its suitability for any particular purpose. Users should make their own judgements about those matters and/or seek independent advice. You assume all risks associated with use of data provided on this page

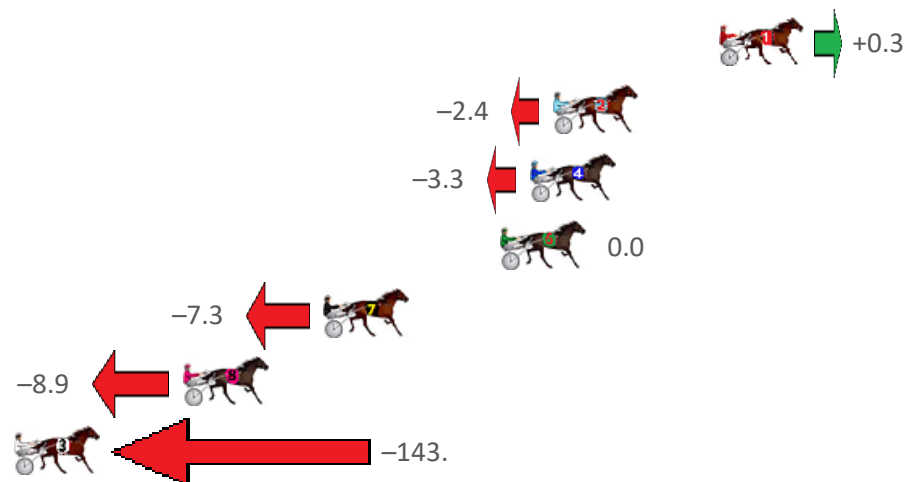
Gloucester Park Race 5 Distance 2536m

Friday, 21 July 2023

Gross Time: 3:03.80 MileRate: 1:56.60 LeadTime: 68.20s First Qtr: 29.90s Second Qtr: 29.10s Third Qtr: 28.60s Fourth Qtr: 28.00s

NoHorse	Plc	Mar	800 Posi	400 Posi	Time	3rd Qtr	4th Qtr
1 GALACTIC STAR	1	0.0m	0.3m (0)	0.0m (0)	3:03.80	28.58s	28.00s
2 THE MUSTANG	2	6.6m	4.2m (0)	4.3m (0)	3:04.29	28.60s	28.19s
4 PRINCE OF PLEASUR	3	7.5m	4.2m (1)	4.3m (2)	3:04.35	28.60s	28.25s
6 BABYFACE ADDA	4	8.7m	8.7m (0)	8.8m (0)	3:04.44	28.60s	28.02s
7 BLITZEMBYE	5	15.7m	8.4m (1)	8.6m (1)	3:04.96	28.60s	28.55s
8 HIMSELF	6	21.3m	12.4m (1)	8.0m (3)	3:05.37	28.28s	29.00s
3 FINVARRA	7	143.1m	0.0m (1)	3.7m (1)	3:14.33	28.86s	38.27s

Finish Position and metres gained from 800m







Harness Analyser

Sectional Analysis Software – Not just a formguide!

www.facebook.com/PJHarnessRacing



RISE Digital, Harness Racing Australia nor the provider accepts any responsibility for the completeness or accuracy of any of the information contained herein, and makes no representations about its suitability for any particular purpose. Users should make their own judgements about those matters and/or seek independent advice. You assume all risks associated with use of data provided on this page


Gloucester Park Race 6 Distance 2130m

Friday, 21 July 2023

Gross Time: 2:35.20 MileRate: 1:57.30 LeadTime: 37.30s First Qtr: 31.10s Second Qtr: 29.80s Third Qtr: 28.40s Fourth Qtr: 28.60s

NoHorse	Plc	Mar	800 Posi	400 Posi	Time	3rd Qtr	4th Qtr
9 MR FANTASTIC	1	0.0m	0.0m (0)	0.0m (0)	2:35.20	28.40s	28.60s
6 MASTER PUBLISHER	2	1.5m	2.6m (1)	2.9m (1)	2:35.31	28.42s	28.51s
3 THE KRAKEN	3	4.2m	4.0m (0)	4.5m (0)	2:35.52	28.44s	28.60s
1 WALSH	4	10.5m	8.2m (0)	9.9m (0)	2:35.99	28.52s	28.69s
11 MASTER YOSSI	5	10.6m	4.3m (2)	4.9m (2)	2:36.00	28.44s	29.05s
7 ONESMARTFELLA	6	13.1m	14.7m (1)	17.0m (2)	2:36.18	28.56s	28.38s
12 BEAT CITY	7	13.8m	8.5m (2)	9.7m (2)	2:36.24	28.48s	28.95s
10 OUR TRUMP CARD	8	15.0m	12.8m (0)	14.1m (0)	2:36.33	28.50s	28.73s
4 MEDIEVAL MAN	9	15.6m	6.5m (1)	8.2m (1)	2:36.37	28.52s	29.19s
2 AMERICAN BULLITT	10	16.6m	10.8m (1)	13.3m (1)	2:36.45	28.58s	28.90s
8 GEE SMITH	11	17.4m	19.0m (1)	19.3m (1)	2:36.51	28.42s	28.54s
5 BROOKIES JET	12	21.8m	17.6m (0)	20.1m (0)	2:36.84	28.58s	28.82s

Finish Position and metres gained from 800m



PJ Harness Analyser

Sectional Analysis Software – Not just a formguide!

www.facebook.com/PJHarnessRacing



RISE Digital, Harness Racing Australia nor the provider accepts any responsibility for the completeness or accuracy of any of the information contained herein, and makes no representations about its suitability for any particular purpose. Users should make their own judgements about those matters and/or seek independent advice. You assume all risks associated with use of data provided on this page

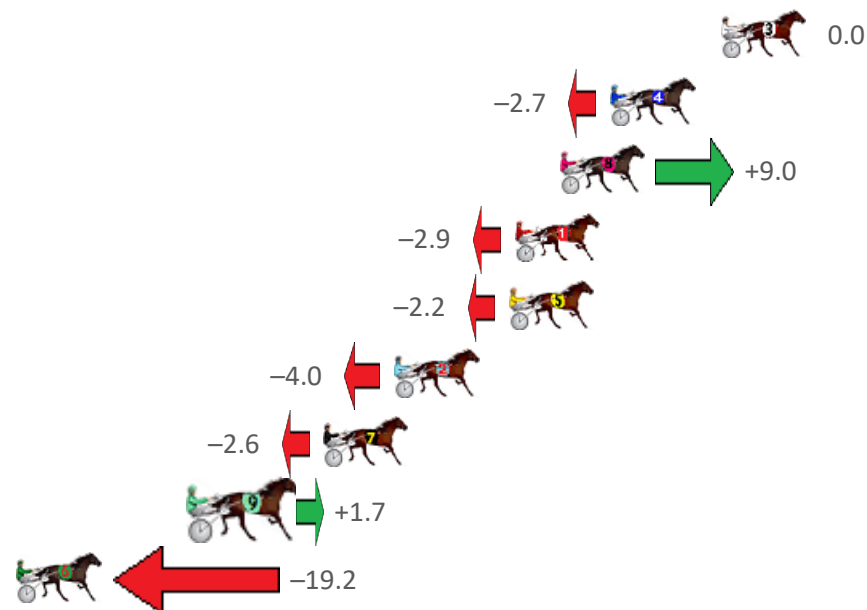
Gloucester Park Race 7 Distance 2130m

Friday, 21 July 2023

Gross Time: 2:39.20 MileRate: 2:00.30 LeadTime: 40.40s First Qtr: 32.20s Second Qtr: 30.20s Third Qtr: 28.70s Fourth Qtr: 27.70s

NoHorse	Plc	Mar	800 Posi	400 Posi	Time	3rd Qtr	4th Qtr
3 XCEPTIONAL ARMA	1	0.0m	0.0m (0)	0.0m (0)	2:39.20	28.70s	27.70s
4 LENORA JANE	2	4.4m	1.7m (1)	1.5m (1)	2:39.52	28.68s	27.92s
8 COPY CAT QUEEN	3	6.4m	15.4m (1)	15.2m (1)	2:39.67	28.66s	27.10s
1 MISS SHAHJA	4	8.2m	5.3m (0)	4.9m (0)	2:39.80	28.66s	27.96s
5 SAN REMO BEACH	5	8.4m	6.2m (1)	5.5m (1)	2:39.81	28.64s	27.93s
2 DEKLA DIVA	6	13.0m	9.0m (0)	8.9m (0)	2:40.15	28.68s	28.03s
7 TERASITA	7	15.8m	13.2m (0)	13.4m (0)	2:40.35	28.70s	27.91s
9 RELATIVELY ARMA	8	20.7m	22.4m (0)	22.3m (0)	2:40.71	28.66s	27.65s
6 STELLAR EDITION	9	29.6m	10.4m (1)	11.4m (1)	2:41.36	28.76s	29.05s

Finish Position and metres gained from 800m



PJ Harness Analyser
Sectional Analysis Software – Not just a formguide!

www.facebook.com/PJHarnessRacing



RISE Digital, Harness Racing Australia nor the provider accepts any responsibility for the completeness or accuracy of any of the information contained herein, and makes no representations about its suitability for any particular purpose. Users should make their own judgements about those matters and/or seek independent advice. You assume all risks associated with use of data provided on this page

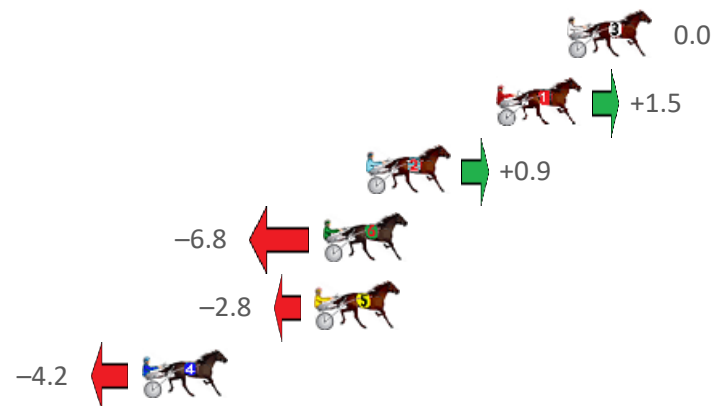
Gloucester Park Race 8 Distance 2503m

Friday, 21 July 2023

Gross Time: 3:06.60 MileRate: 2:00.00 LeadTime: 71.10s First Qtr: 30.60s Second Qtr: 28.50s Third Qtr: 28.00s Fourth Qtr: 28.40s

NoHorse	Plc	Mar	800 Posi	400 Posi	Time	3rd Qtr	4th Qtr
3 WATCHING OUR COI	1	0.0m	0.0m (0)	0.0m (0)	3:06.60	28.00s	28.40s
1 ARDENS HORIZON	2	2.8m	4.3m (0)	4.9m (0)	3:06.81	28.04s	28.27s
2 AWAITINGINSTRUCTI	3	8.0m	8.9m (0)	9.7m (0)	3:07.20	28.06s	28.32s
6 STEEL THE SHOW	4	9.7m	2.9m (1)	3.2m (1)	3:07.32	28.02s	28.90s
5 BEAT THE BANK	5	10.0m	7.2m (1)	7.7m (1)	3:07.35	28.04s	28.60s
4 WITHOUTTHETUH	6	16.9m	12.7m (0)	11.7m (1)	3:07.86	27.94s	28.84s

Finish Position and metres gained from 800m







Harness Analyser

Sectional Analysis Software – Not just a formguide!

www.facebook.com/PJHarnessRacing



RISE Digital, Harness Racing Australia nor the provider accepts any responsibility for the completeness or accuracy of any of the information contained herein, and makes no representations about its suitability for any particular purpose. Users should make their own judgements about those matters and/or seek independent advice. You assume all risks associated with use of data provided on this page

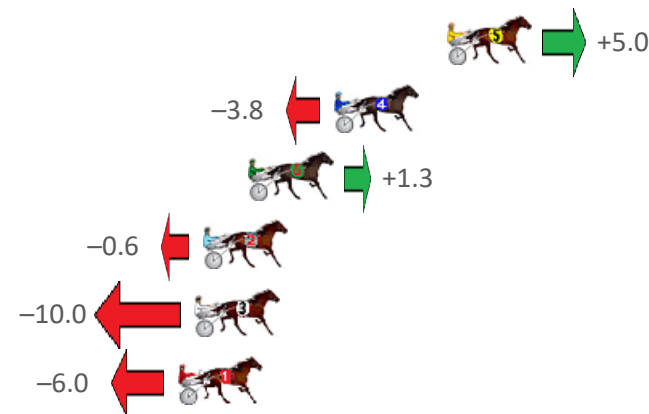
Gloucester Park Race 9 Distance 1730m

Friday, 21 July 2023

Gross Time: 2:05.40 MileRate: 1:56.60 LeadTime: 7.90s First Qtr: 29.50s Second Qtr: 30.90s Third Qtr: 28.90s Fourth Qtr: 28.20s

NoHorse	Plc	Mar	800 Posi	400 Posi	Time	3rd Qtr	4th Qtr
5 CLOUD NINE	1	0.0m	5.0m (0)	3.4m (2)	2:05.40	28.78s	27.96s
4 JOE WITH THE FLOW	2	4.5m	0.7m (1)	0.9m (1)	2:05.73	28.91s	28.47s
6 NAME IN LIGHTS	3	7.9m	9.2m (1)	7.4m (2)	2:05.99	28.76s	28.26s
2 FEELING ACES	4	9.7m	9.1m (0)	7.6m (0)	2:06.12	28.79s	28.38s
3 BATTLESCARD	5	10.0m	0.0m (0)	0.0m (0)	2:06.14	28.90s	28.94s
1 THE BATMOBILE	6	10.7m	4.7m (1)	5.4m (1)	2:06.19	28.94s	28.61s

Finish Position and metres gained from 800m







Harness Analyser

Sectional Analysis Software – Not just a formguide!

www.facebook.com/PJHarnessRacing



RISE Digital, Harness Racing Australia nor the provider accepts any responsibility for the completeness or accuracy of any of the information contained herein, and makes no representations about its suitability for any particular purpose. Users should make their own judgements about those matters and/or seek independent advice. You assume all risks associated with use of data provided on this page