


Gloucester Park Race 1 Distance 2503m

Monday, 24 July 2023

Gross Time: 3:16.70 MileRate: 2:05.90 LeadTime: 73.00s First Qtr: 31.10s Second Qtr: 30.90s Third Qtr: 31.10s Fourth Qtr: 30.60s

NoHorse	Plc	Mar	800 Posi	400 Posi	Time	3rd Qtr	4th Qtr
4 BONNIE RAE	1	0.0m	17.7m (0)	0.0m (0)	3:16.70	29.74s	30.60s
7 STAY FOCUSED	2	24.5m	31.5m (1)	20.1m (1)	3:18.66	30.22s	31.02s
8 WESTLAND PEAK	3	31.6m	37.0m (1)	26.6m (1)	3:19.23	30.30s	31.09s
2 IM GAVOCHE	4	33.9m	0.0m (0)	9.7m (0)	3:19.41	31.84s	32.57s
3 THE HONOURS	5	36.4m	24.7m (0)	20.4m (0)	3:19.61	30.76s	31.95s
5 PADDY PANTS	6	57.2m	26.8m (1)	27.9m (0)	3:21.28	31.18s	33.04s
6 KELL ROAD KID	7	71.3m	37.8m (0)	41.2m (0)	3:22.41	31.36s	33.15s
1 THE BEAT	8	76.1m	32.6m (0)	50.6m (0)	3:22.79	32.48s	32.81s

Finish Position and metres gained from 800m





PJ Harness Analyser

Sectional Analysis Software - Not just a formguide!

www.facebook.com/PJHarnessRacing



RISE Digital, Harness Racing Australia nor the provider accepts any responsibility for the completeness or accuracy of any of the information contained herein, and makes no representations about its suitability for any particular purpose. Users should make their own judgements about those matters and/or seek independent advice. You assume all risks associated with use of data provided on this page

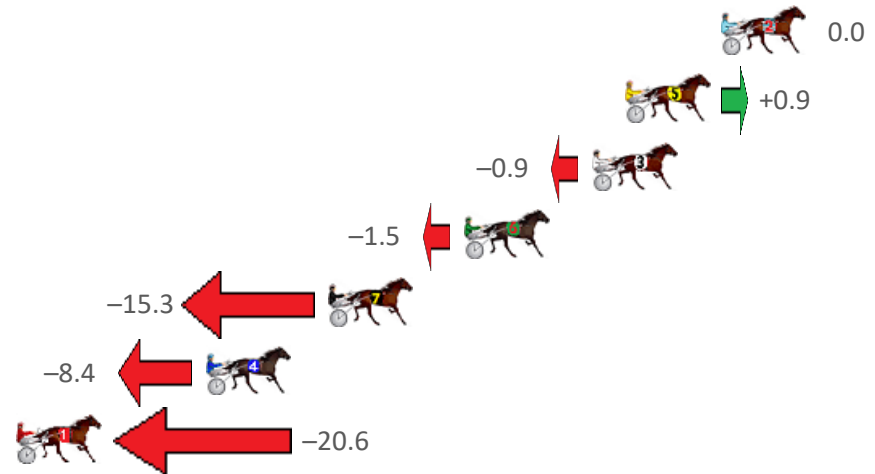
Gloucester Park Race 2 Distance 2130m

Monday, 24 July 2023

Gross Time: 2:40.70 MileRate: 2:01.40 LeadTime: 38.90s First Qtr: 31.60s Second Qtr: 30.80s Third Qtr: 30.60s Fourth Qtr: 28.80s

NoHorse	Plc	Mar	800 Posi	400 Posi	Time	3rd Qtr	4th Qtr
2 OUR MAESTOSO	1	0.0m	0.0m (0)	0.0m (0)	2:40.70	30.60s	28.80s
5 LUVAF LAIR	2	3.8m	4.7m (1)	6.3m (1)	2:40.99	30.70s	28.63s
3 THATS NOT MY GAIT	3	5.1m	4.2m (0)	4.3m (0)	2:41.09	30.60s	28.87s
6 MAJESTIC COURTNE	4	10.2m	8.7m (1)	10.3m (1)	2:41.47	30.70s	28.81s
7 SKY EAGLE	5	15.6m	0.3m (1)	1.4m (1)	2:41.88	30.68s	29.88s
4 ONE BID BUYS	6	20.5m	12.1m (0)	14.7m (1)	2:42.25	30.76s	29.27s
1 ONE OVER DA SON	7	28.8m	8.2m (0)	10.3m (0)	2:42.88	30.74s	30.22s

Finish Position and metres gained from 800m





PJ Harness Analyser

Sectional Analysis Software - Not just a formguide!

www.facebook.com/PJHarnessRacing



RISE Digital, Harness Racing Australia nor the provider accepts any responsibility for the completeness or accuracy of any of the information contained herein, and makes no representations about its suitability for any particular purpose. Users should make their own judgements about those matters and/or seek independent advice. You assume all risks associated with use of data provided on this page

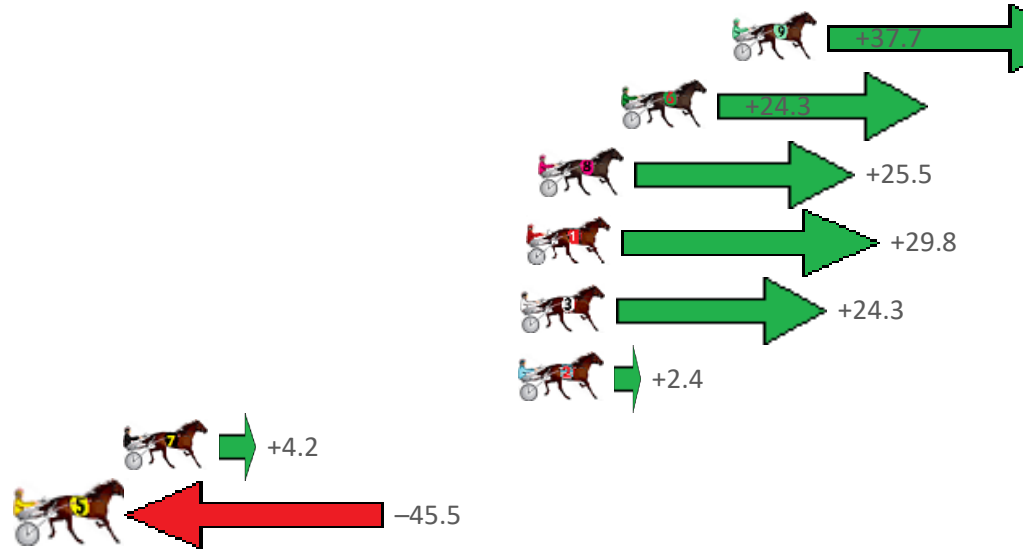
Gloucester Park Race 3 Distance 1730m

Monday, 24 July 2023

Gross Time: 2:06.80 MileRate: 1:57.90 LeadTime: 7.70s First Qtr: 27.50s Second Qtr: 30.30s Third Qtr: 30.60s Fourth Qtr: 30.70s

NoHorse	Plc	Mar	800 Posi	400 Posi	Time	3rd Qtr	4th Qtr
9 I CROSS MY HEART	1	0.0m	37.7m (1)	10.3m (2)	2:06.80	28.54s	29.92s
6 SEASIDE ROSE	2	4.4m	28.7m (1)	10.5m (1)	2:07.15	29.24s	30.25s
8 SHES A MARE	3	7.7m	33.2m (1)	14.4m (1)	2:07.42	29.20s	30.22s
1 RELATIVELY ARMA	4	8.2m	38.0m (0)	17.6m (2)	2:07.46	29.08s	30.02s
3 MAYBELLINE ROCKS	5	8.4m	32.7m (0)	18.9m (1)	2:07.47	29.58s	29.93s
2 PRINCESS MICKAYLA	6	8.5m	10.9m (0)	0.0m (1)	2:07.48	29.78s	31.38s
7 TIGER STEVIE	7	24.2m	28.4m (0)	14.9m (0)	2:08.74	29.60s	31.51s
5 ALREDDY FLYIN	8	45.5m	0.0m (0)	1.3m (0)	2:10.45	30.70s	34.26s

Finish Position and metres gained from 800m





PJ Harness Analyser

Sectional Analysis Software - Not just a formguide!

www.facebook.com/PJHarnessRacing



RISE Digital, Harness Racing Australia nor the provider accepts any responsibility for the completeness or accuracy of any of the information contained herein, and makes no representations about its suitability for any particular purpose. Users should make their own judgements about those matters and/or seek independent advice. You assume all risks associated with use of data provided on this page


Gloucester Park Race 4 Distance 2130m

Monday, 24 July 2023

Gross Time: 2:39.30 MileRate: 2:00.40 LeadTime: 37.50s First Qtr: 32.20s Second Qtr: 31.10s Third Qtr: 29.00s Fourth Qtr: 29.50s

NoHorse	Plc	Mar	800 Posi	400 Posi	Time	3rd Qtr	4th Qtr
5 HESACHARMER	1	0.0m	10.6m (1)	9.7m (2)	2:39.30	28.94s	28.80s
10 ACOLTNAMEDSU	2	0.8m	9.2m (0)	8.6m (1)	2:39.36	28.96s	28.94s
12 ALLWOOD WIZARD	3	3.0m	5.8m (2)	1.2m (2)	2:39.53	28.66s	29.65s
6 JUST ROC	4	5.7m	6.7m (1)	5.6m (2)	2:39.74	28.92s	29.54s
3 BATAVIA STREAMLIN	5	8.6m	14.4m (1)	12.1m (1)	2:39.97	28.84s	29.28s
2 FIREPLAY	6	10.5m	0.0m (0)	0.0m (0)	2:40.11	29.00s	30.31s
4 SEEKNYOUSHALLFIN	7	11.8m	18.3m (1)	16.3m (1)	2:40.21	28.86s	29.23s
8 CAVALRY CALL	8	12.1m	13.0m (2)	12.2m (3)	2:40.24	28.95s	29.55s
11 HEZA BEAUTY	9	12.6m	13.9m (0)	11.0m (0)	2:40.27	28.80s	29.67s
7 BELONERO	10	14.0m	2.8m (1)	4.2m (1)	2:40.38	29.10s	30.28s
1 LIVE LIFE FAST	11	14.1m	4.7m (0)	5.2m (0)	2:40.39	29.04s	30.21s
9 TEPELO STAR	12	14.8m	18.3m (0)	16.0m (0)	2:40.44	28.84s	29.48s

Finish Position and metres gained from 800m



PJ Harness Analyser

Sectional Analysis Software - Not just a formguide!

www.facebook.com/PJHarnessRacing



RISE Digital, Harness Racing Australia nor the provider accepts any responsibility for the completeness or accuracy of any of the information contained herein, and makes no representations about its suitability for any particular purpose. Users should make their own judgements about those matters and/or seek independent advice. You assume all risks associated with use of data provided on this page


Gloucester Park Race 5 Distance 1730m

Monday, 24 July 2023

Gross Time: 2:05.30 MileRate: 1:56.50 LeadTime: 7.80s First Qtr: 29.70s Second Qtr: 30.00s Third Qtr: 29.50s Fourth Qtr: 28.30s

NoHorse	Plc	Mar	800 Posi	400 Posi	Time	3rd Qtr	4th Qtr
2 ROAD STAR	1	0.0m	0.0m (0)	0.0m (0)	2:05.30	29.50s	28.30s
9 TOMMY CARTA	2	7.8m	18.8m (2)	13.1m (2)	2:05.88	29.06s	27.94s
10 ELLUCIFER	2	7.8m	8.7m (0)	8.4m (0)	2:05.88	29.46s	28.28s
1 ROCKABILITY	4	8.1m	4.6m (0)	4.2m (0)	2:05.90	29.46s	28.60s
8 MAJOR OVERS	5	9.6m	15.8m (1)	18.2m (2)	2:06.01	29.64s	27.71s
11 FLYIN DISCO	6	19.3m	14.5m (0)	13.7m (0)	2:06.74	29.42s	28.76s
6 STARLIGHT SONG	7	31.3m	18.6m (0)	18.4m (0)	2:07.63	29.46s	29.31s
12 ELWADDELL	8	31.5m	26.7m (0)	22.3m (2)	2:07.64	29.14s	29.04s
5 DEE JAYS BIG BOY	9	31.6m	10.6m (1)	16.5m (1)	2:07.65	29.90s	29.47s
3 WESTCOASTER	10	32.3m	6.6m (1)	12.0m (1)	2:07.70	29.88s	29.84s
7 ROCKNROLL SPIRIT	11	32.3m	14.2m (2)	9.0m (2)	2:07.70	29.10s	30.06s
4 DAWSON SHARD	12	32.8m	2.5m (1)	7.6m (1)	2:07.74	29.86s	30.20s

Finish Position and metres gained from 800m



PJ Harness Analyser

Sectional Analysis Software - Not just a formguide!

www.facebook.com/PJHarnessRacing

RISE Digital, Harness Racing Australia nor the provider accepts any responsibility for the completeness or accuracy of any of the information contained herein, and makes no representations about its suitability for any particular purpose. Users should make their own judgements about those matters and/or seek independent advice. You assume all risks associated with use of data provided on this page

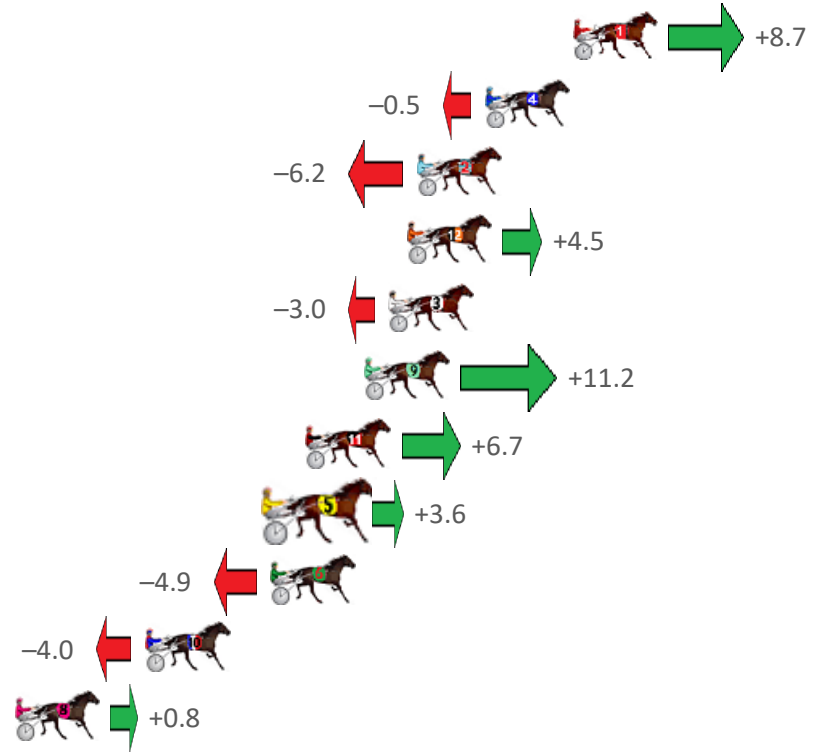
Gloucester Park Race 6 Distance 2130m

Monday, 24 July 2023

Gross Time: 2:38.00 MileRate: 1:59.40 LeadTime: 37.40s First Qtr: 31.40s Second Qtr: 29.90s Third Qtr: 29.70s Fourth Qtr: 29.60s

NoHorse	Plc	Mar	800 Posi	400 Posi	Time	3rd Qtr	4th Qtr
1 EUSTON FLYER	1	0.0m	8.7m (0)	9.0m (0)	2:38.00	29.72s	28.94s
4 RELIM	2	3.5m	3.0m (1)	1.7m (1)	2:38.27	29.60s	29.75s
2 THE NOTORIOUS ON	3	6.2m	0.0m (0)	0.0m (0)	2:38.48	29.70s	30.08s
12 TRITTRITTBANGBAN	4	6.6m	11.1m (1)	5.5m (2)	2:38.51	29.28s	29.71s
3 HEZA HEAD HONCH	5	7.3m	4.3m (0)	4.6m (0)	2:38.57	29.72s	29.83s
9 SHOOT THROUGH	6	8.3m	19.5m (1)	4.2m (3)	2:38.64	28.57s	29.94s
11 DOCTOR STEVE	7	10.6m	17.3m (0)	17.4m (0)	2:38.82	29.70s	29.14s
5 BOSTON ROB	8	11.8m	15.4m (1)	10.9m (2)	2:38.92	29.36s	29.71s
6 ULTIMATE ROCKER	9	12.0m	7.1m (1)	6.0m (1)	2:38.93	29.62s	30.09s
10 OUR SURROGATE	10	17.0m	13.0m (0)	13.3m (1)	2:39.32	29.72s	29.94s
8 GALVINSTON JOHN	11	22.2m	23.0m (0)	21.7m (0)	2:39.72	29.60s	29.72s

Finish Position and metres gained from 800m



PJ Harness Analyser

Sectional Analysis Software - Not just a formguide!

www.facebook.com/PJHarnessRacing

RISE Digital, Harness Racing Australia nor the provider accepts any responsibility for the completeness or accuracy of any of the information contained herein, and makes no representations about its suitability for any particular purpose. Users should make their own judgements about those matters and/or seek independent advice. You assume all risks associated with use of data provided on this page

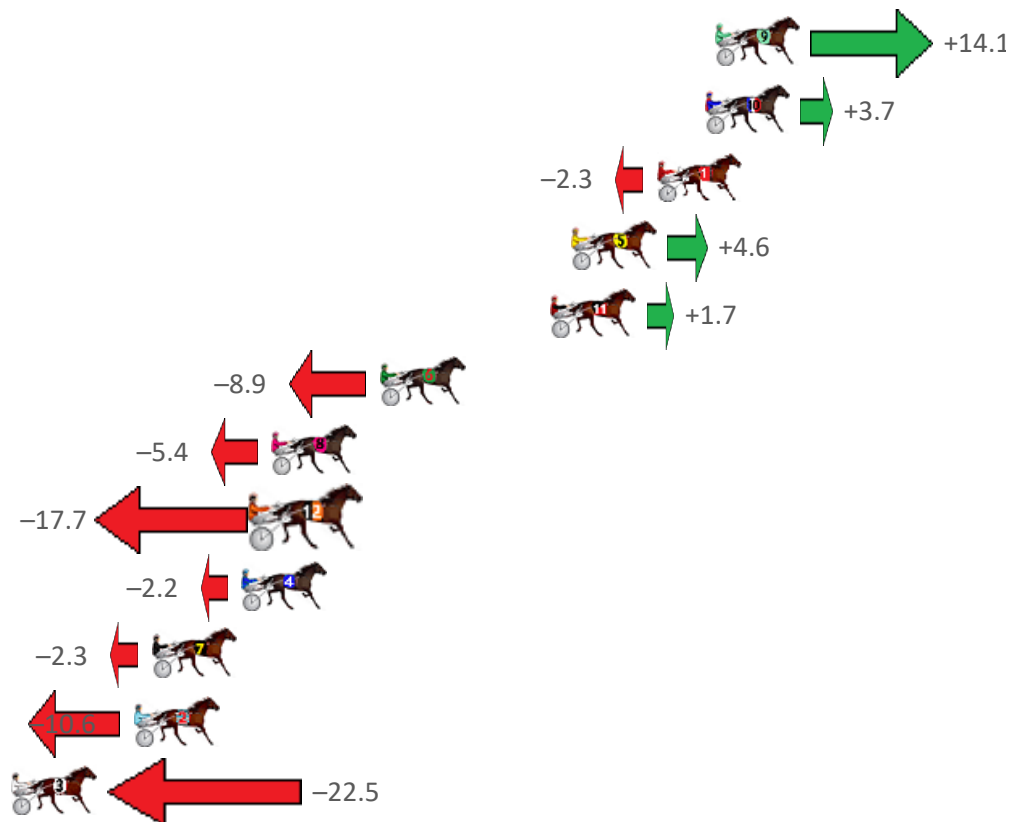
Gloucester Park Race 7 Distance 2130m

Monday, 24 July 2023

Gross Time: 2:36.50 MileRate: 1:58.20 LeadTime: 36.40s First Qtr: 30.30s Second Qtr: 29.60s Third Qtr: 29.90s Fourth Qtr: 30.30s

NoHorse	Plc	Mar	800 Posi	400 Posi	Time	3rd Qtr	4th Qtr
9 MISSTIANO	1	0.0m	14.1m (2)	12.7m (4)	2:36.50	29.81s	29.35s
10 LITTLE SUZIE	2	0.4m	4.1m (0)	4.8m (0)	2:36.53	29.96s	29.97s
1 DAME VALOUR	3	2.3m	0.0m (0)	0.0m (0)	2:36.68	29.90s	30.48s
5 ROCKIN THE TREND	4	5.7m	10.3m (2)	9.2m (3)	2:36.95	29.83s	30.07s
11 DELIGHTFUL MANDY	5	6.5m	8.2m (0)	8.8m (0)	2:37.02	29.96s	30.16s
6 SOUFFLE	6	13.3m	4.4m (1)	6.2m (2)	2:37.56	30.04s	30.89s
8 OUR STAR BILLING	7	17.6m	12.2m (0)	13.1m (0)	2:37.90	29.98s	30.72s
12 MALAKIE	8	18.0m	0.3m (1)	2.7m (1)	2:37.93	30.08s	31.53s
4 SECRET REACTION	9	18.8m	16.6m (0)	15.3m (1)	2:37.99	29.82s	30.65s
7 CHRYSOPRASE	10	22.4m	20.1m (1)	19.5m (0)	2:38.28	29.88s	30.62s
2 ALLABOUTLEGS	11	23.1m	12.5m (1)	11.3m (1)	2:38.33	29.82s	31.29s
3 CHERRY ON THE CAK	12	30.7m	8.2m (1)	12.9m (2)	2:38.94	30.26s	31.77s

Finish Position and metres gained from 800m





PJ Harness Analyser

Sectional Analysis Software - Not just a formguide!

www.facebook.com/PJHarnessRacing



RISE Digital, Harness Racing Australia nor the provider accepts any responsibility for the completeness or accuracy of any of the information contained herein, and makes no representations about its suitability for any particular purpose. Users should make their own judgements about those matters and/or seek independent advice. You assume all risks associated with use of data provided on this page

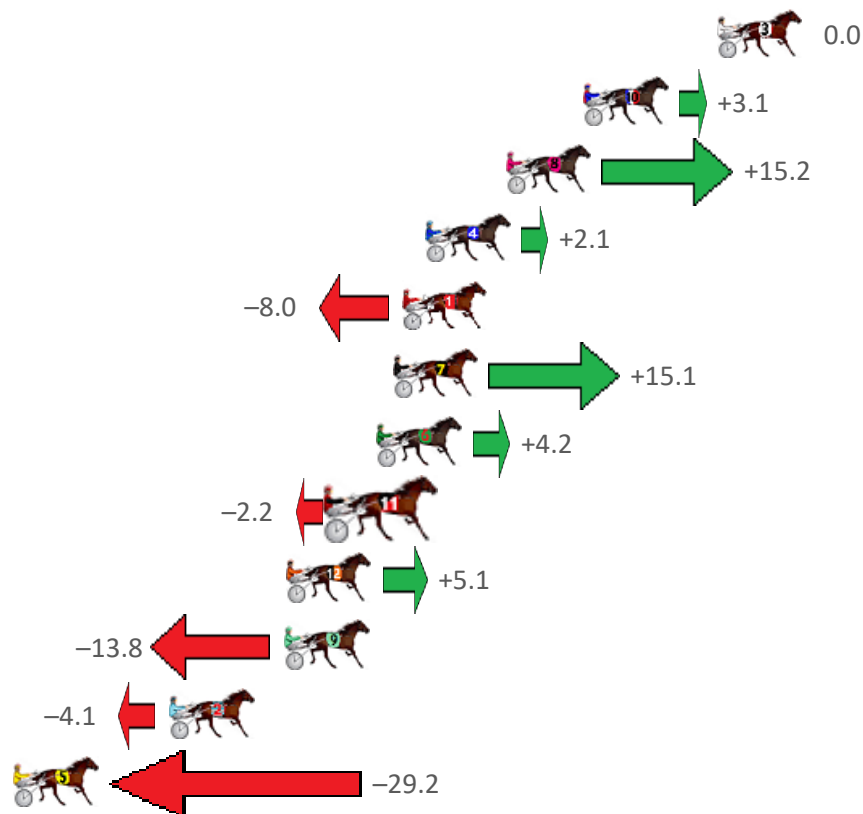
Gloucester Park Race 8 Distance 2536m

Monday, 24 July 2023

Gross Time: 3:07.10 MileRate: 1:58.70 LeadTime: 69.30s First Qtr: 30.00s Second Qtr: 28.70s Third Qtr: 29.10s Fourth Qtr: 30.00s

NoHorse	Plc	Mar	800 Posi	400 Posi	Time	3rd Qtr	4th Qtr
3 SAHARA STORM	1	0.0m	0.0m (0)	0.0m (0)	3:07.10	29.10s	30.00s
10 ALFREDI	2	5.3m	8.4m (0)	7.7m (1)	3:07.52	29.06s	29.85s
8 RODASI	3	8.4m	23.6m (1)	19.1m (3)	3:07.76	28.83s	29.25s
4 ALTA RHETT	4	11.6m	13.7m (1)	11.7m (1)	3:08.01	28.98s	30.05s
1 DEEORSE	5	12.5m	4.5m (0)	5.2m (0)	3:08.08	29.16s	30.60s
7 WAIT FOR THE BELL	6	12.9m	28.0m (1)	23.5m (2)	3:08.11	28.82s	29.29s
6 THE RIGHTEOUS	7	13.5m	17.7m (0)	16.3m (0)	3:08.16	29.04s	29.86s
11 STREET APPEAL	8	15.1m	12.9m (0)	11.7m (0)	3:08.29	29.04s	30.33s
12 CHEDDAR IS BETTER	9	17.1m	22.2m (0)	20.0m (0)	3:08.44	28.99s	29.87s
9 BLOCKJORG	10	17.2m	3.4m (1)	3.0m (1)	3:08.45	29.08s	31.13s
2 WHOSWHOINTHEZO	11	21.8m	17.7m (1)	16.4m (2)	3:08.81	29.04s	30.51s
5 BALTIC ACE	12	38.7m	9.5m (1)	19.6m (1)	3:10.14	29.86s	31.60s

Finish Position and metres gained from 800m



PJ Harness Analyser

Sectional Analysis Software - Not just a formguide!

www.facebook.com/PJHarnessRacing

RISE Digital, Harness Racing Australia nor the provider accepts any responsibility for the completeness or accuracy of any of the information contained herein, and makes no representations about its suitability for any particular purpose. Users should make their own judgements about those matters and/or seek independent advice. You assume all risks associated with use of data provided on this page

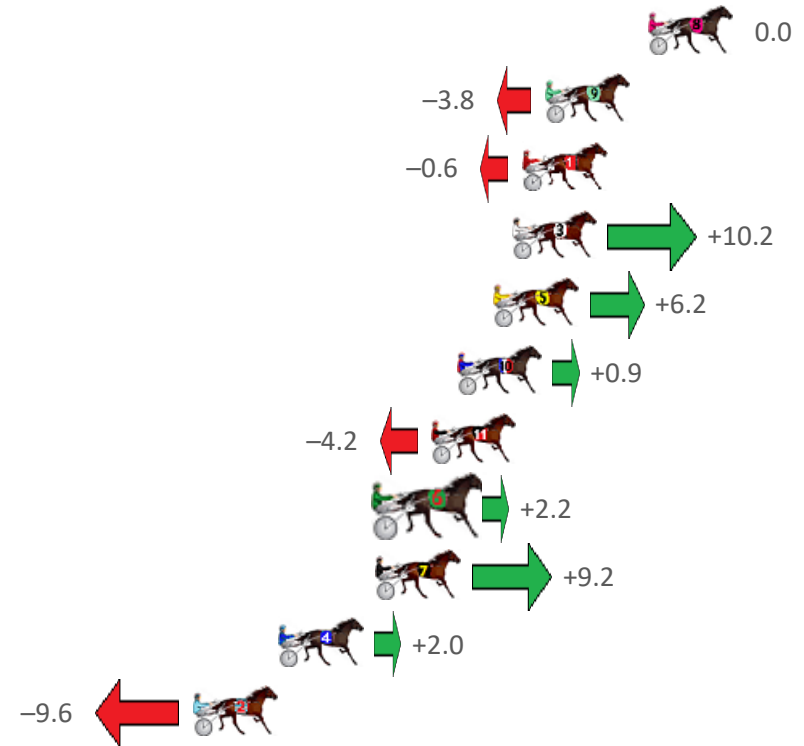
Gloucester Park Race 9 Distance 2130m

Monday, 24 July 2023

Gross Time: 2:39.30 MileRate: 2:00.40 LeadTime: 38.00s First Qtr: 32.10s Second Qtr: 30.30s Third Qtr: 29.40s Fourth Qtr: 29.50s

NoHorse	Plc	Mar	800 Posi	400 Posi	Time	3rd Qtr	4th Qtr
8 ALTA QUEEN	1	0.0m	0.0m (0)	0.0m (0)	2:39.30	29.40s	29.50s
9 JUST FOR LOVE	2	4.1m	0.3m (1)	3.0m (1)	2:39.62	29.60s	29.60s
1 COURAGE OF LOMB	3	5.0m	4.4m (0)	3.8m (0)	2:39.69	29.36s	29.61s
3 SHEHADI	4	5.4m	15.6m (2)	5.8m (2)	2:39.72	28.68s	29.49s
5 ICY WINDS	5	6.1m	12.3m (1)	14.8m (2)	2:39.77	29.58s	28.89s
10 DOVE CRY	6	7.6m	8.5m (0)	7.9m (0)	2:39.89	29.36s	29.51s
11 SWEET VIVIENNE	7	8.6m	4.4m (1)	7.4m (1)	2:39.97	29.62s	29.62s
6 CARUBA	8	10.4m	12.6m (0)	12.0m (0)	2:40.10	29.36s	29.42s
7 DONTWAITFORME	9	10.8m	20.0m (1)	10.4m (2)	2:40.14	28.70s	29.57s
4 TOO BEE WATCHING	10	14.7m	16.7m (0)	15.9m (1)	2:40.44	29.34s	29.47s
2 GOOD DAY SUNSHIN	11	18.1m	8.5m (1)	11.5m (1)	2:40.70	29.62s	30.06s

Finish Position and metres gained from 800m





PJ Harness Analyser

Sectional Analysis Software - Not just a formguide!

www.facebook.com/PJHarnessRacing



RISE Digital, Harness Racing Australia nor the provider accepts any responsibility for the completeness or accuracy of any of the information contained herein, and makes no representations about its suitability for any particular purpose. Users should make their own judgements about those matters and/or seek independent advice. You assume all risks associated with use of data provided on this page

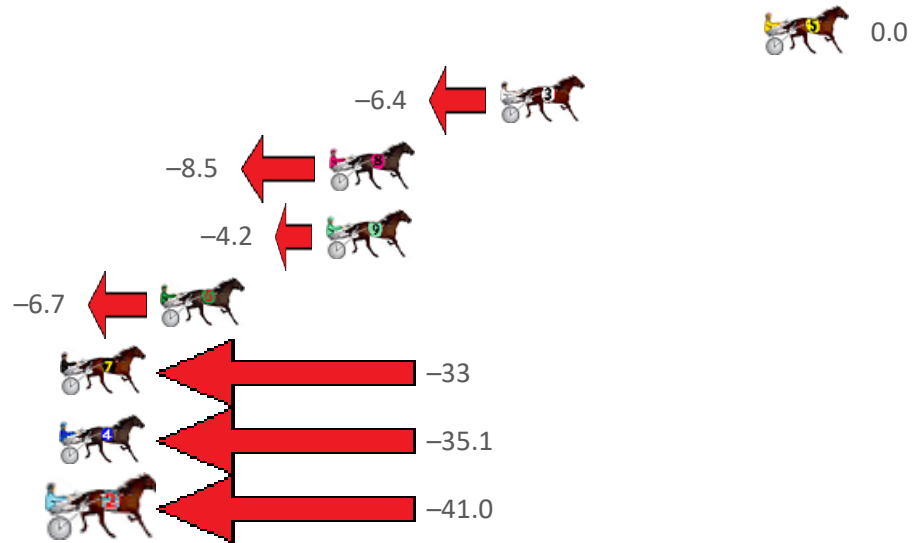
Gloucester Park Race 10 Distance 2130m

Monday, 24 July 2023

Gross Time: 2:36.10 MileRate: 1:57.90 LeadTime: 38.10s First Qtr: 31.00s Second Qtr: 29.30s Third Qtr: 29.30s Fourth Qtr: 28.40s

NoHorse	Plc	Mar	800 Posi	400 Posi	Time	3rd Qtr	4th Qtr
5 YOU'RE SO FINE	1	0.0m	0.0m (0)	0.0m (0)	2:36.10	29.30s	28.40s
3 BITOFDUTCHCOURA	2	10.5m	4.1m (0)	4.5m (0)	2:36.88	29.32s	28.86s
8 KEEGAN BANNER	3	17.3m	8.8m (0)	8.9m (0)	2:37.39	29.30s	29.05s
9 AMAZING AMERICA	4	17.4m	13.2m (0)	13.1m (0)	2:37.40	29.28s	28.76s
6 JOHNNY LOMBO	5	24.0m	17.3m (0)	16.0m (2)	2:37.89	29.18s	29.05s
7 STEREOPHONIC	6	35.0m	2.5m (1)	4.2m (1)	2:38.71	29.42s	30.71s
4 YANKEEDELIGHT	7	47.5m	12.4m (1)	12.6m (1)	2:39.64	29.30s	31.04s
2 KINGSEAT	8	47.9m	6.9m (1)	7.0m (2)	2:39.67	29.30s	31.47s

Finish Position and metres gained from 800m





PJ Harness Analyser

Sectional Analysis Software - Not just a formguide!

www.facebook.com/PJHarnessRacing



RISE Digital, Harness Racing Australia nor the provider accepts any responsibility for the completeness or accuracy of any of the information contained herein, and makes no representations about its suitability for any particular purpose. Users should make their own judgements about those matters and/or seek independent advice. You assume all risks associated with use of data provided on this page

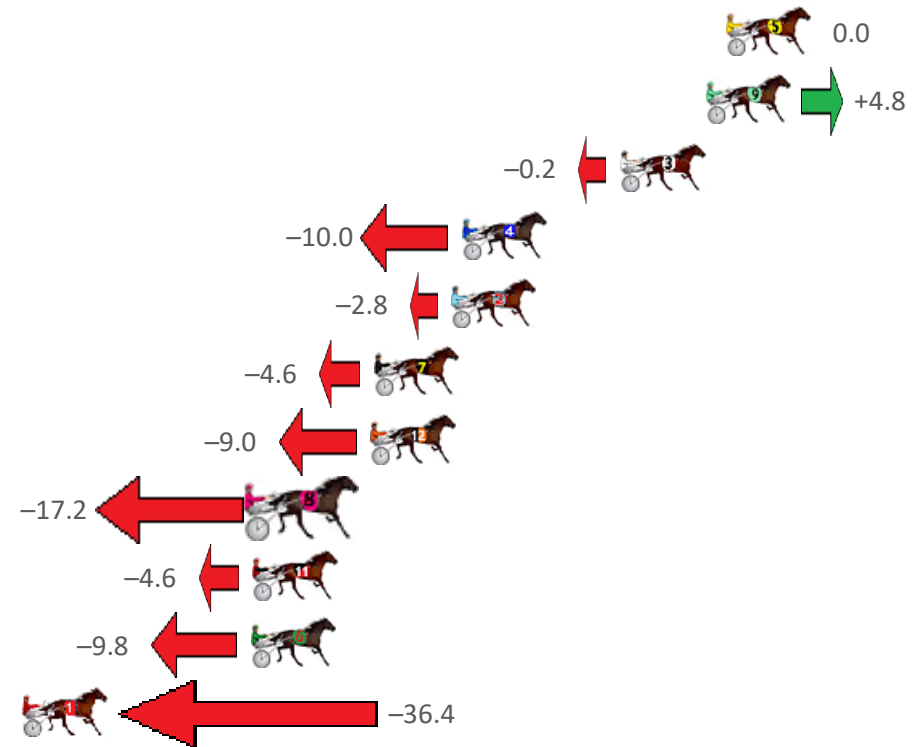
Gloucester Park Race 11 Distance 2130m

Monday, 24 July 2023

Gross Time: 2:42.20 MileRate: 2:02.50 LeadTime: 39.40s First Qtr: 32.90s Second Qtr: 31.00s Third Qtr: 30.00s Fourth Qtr: 28.90s

NoHorse	Plc	Mar	800 Posi	400 Posi	Time	3rd Qtr	4th Qtr
5 BARBADOS	1	0.0m	0.0m (0)	0.0m (0)	2:42.20	30.00s	28.90s
9 LUKES MISTAKE	2	0.8m	5.6m (2)	6.1m (2)	2:42.26	30.02s	28.52s
3 ALLAGLOW	3	4.2m	4.0m (0)	4.1m (0)	2:42.52	30.00s	28.92s
4 READY TO ATTACK	4	10.5m	0.5m (1)	1.1m (1)	2:43.00	30.04s	29.61s
2 DEVILS COURAGE	5	10.9m	8.1m (0)	7.9m (0)	2:43.03	29.98s	29.15s
7 NYARNYEE NAVAJO	6	14.0m	9.4m (2)	9.9m (2)	2:43.26	30.02s	29.24s
12 ATLANTAS	7	14.1m	5.1m (1)	5.2m (1)	2:43.27	30.00s	29.59s
8 HES THUNDER	8	18.6m	1.4m (2)	1.7m (2)	2:43.61	30.02s	30.19s
11 SPINNER OF YARNS	9	18.8m	14.2m (1)	14.0m (1)	2:43.63	29.96s	29.30s
6 THE DUBLIN XPRESS	10	18.9m	9.1m (1)	9.3m (1)	2:43.63	30.00s	29.65s
1 MAJOR REAY	11	49.0m	12.6m (0)	27.3m (0)	2:45.92	31.06s	30.62s

Finish Position and metres gained from 800m





PJ Harness Analyser

Sectional Analysis Software - Not just a formguide!

www.facebook.com/PJHarnessRacing



RISE Digital, Harness Racing Australia nor the provider accepts any responsibility for the completeness or accuracy of any of the information contained herein, and makes no representations about its suitability for any particular purpose. Users should make their own judgements about those matters and/or seek independent advice. You assume all risks associated with use of data provided on this page