

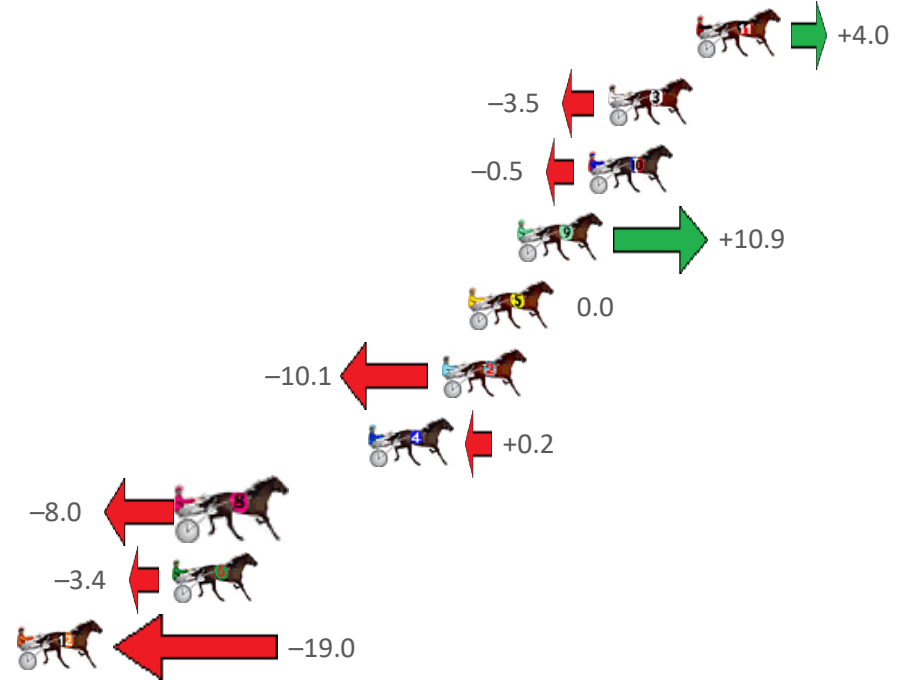
# Gloucester Park Race 1 Distance 1730m

Friday, 28 July 2023

Gross Time: 2:03.40 MileRate: 1:54.80 LeadTime: 5.60s First Qtr: 30.00s Second Qtr: 28.90s Third Qtr: 29.60s Fourth Qtr: 29.30s

NoHorse	Plc	Mar	800 Posi	400 Posi	Time	3rd Qtr	4th Qtr
11 CASTELLA DELLACQU	1	0.0m	4.0m (1)	4.2m (1)	2:03.40	29.61s	28.99s
3 OUR SANDY SHORE	2	3.5m	0.0m (1)	0.2m (1)	2:03.67	29.62s	29.54s
10 SPIRITOFANANGEL	3	4.3m	3.8m (0)	3.8m (0)	2:03.73	29.60s	29.34s
9 BRULEE	4	7.1m	18.0m (0)	17.0m (1)	2:03.95	29.52s	28.58s
5 HAVING FUN	5	9.0m	9.0m (0)	9.2m (0)	2:04.09	29.61s	29.29s
2 OUR LILLOU	6	10.1m	0.0m (0)	0.0m (0)	2:04.18	29.60s	30.04s
4 MONTEGO	7	13.0m	13.2m (0)	13.8m (0)	2:04.40	29.64s	29.24s
8 FLAMETREE	8	20.2m	12.2m (1)	12.6m (1)	2:04.95	29.63s	29.85s
6 HUNT THE MAGIC	9	20.8m	17.4m (1)	15.8m (2)	2:05.00	29.48s	29.66s
12 SPORTING GRACE	10	27.0m	8.0m (1)	7.8m (2)	2:05.47	29.59s	30.70s

## Finish Position and metres gained from 800m





## PJ Harness Analyser

Sectional Analysis Software - Not just a formguide!

[www.facebook.com/PJHarnessRacing](http://www.facebook.com/PJHarnessRacing)



RISE Digital, Harness Racing Australia nor the provider accepts any responsibility for the completeness or accuracy of any of the information contained herein, and makes no representations about its suitability for any particular purpose. Users should make their own judgements about those matters and/or seek independent advice. You assume all risks associated with use of data provided on this page

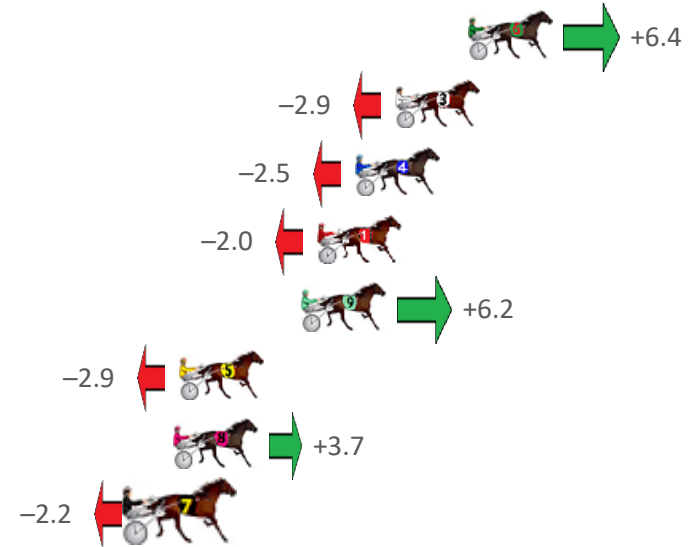
# Gloucester Park Race 2 Distance 2130m

Friday, 28 July 2023

Gross Time: 2:35.00 MileRate: 1:57.10 LeadTime: 37.10s First Qtr: 30.20s Second Qtr: 29.70s Third Qtr: 29.10s Fourth Qtr: 28.90s

NoHorse	Plc	Mar	800 Posi	400 Posi	Time	3rd Qtr	4th Qtr
6 PETER PETRIFY	1	0.0m	6.4m (1)	4.0m (2)	2:35.00	28.93s	28.61s
3 PELIGROSO	2	2.9m	0.0m (0)	0.0m (0)	2:35.22	29.10s	29.11s
4 CHEER THE MAJOR	3	4.5m	2.0m (1)	3.6m (1)	2:35.34	29.22s	28.96s
1 LITTLE BITOF FUN	4	6.0m	4.0m (0)	4.6m (0)	2:35.46	29.14s	29.00s
9 HIGH PRICE	5	6.6m	12.8m (0)	13.8m (0)	2:35.50	29.17s	28.38s
5 GORDON	6	11.5m	8.6m (0)	9.4m (0)	2:35.87	29.16s	29.05s
8 LIL HAPPY FELLA	7	11.7m	15.4m (1)	17.4m (1)	2:35.89	29.24s	28.49s
7 GREGARMY	8	13.2m	11.0m (1)	12.8m (1)	2:36.00	29.23s	28.93s

## Finish Position and metres gained from 800m





# PJ Harness Analyser

Sectional Analysis Software - Not just a formguide!

[www.facebook.com/PJHarnessRacing](http://www.facebook.com/PJHarnessRacing)



RISE Digital, Harness Racing Australia nor the provider accepts any responsibility for the completeness or accuracy of any of the information contained herein, and makes no representations about its suitability for any particular purpose. Users should make their own judgements about those matters and/or seek independent advice. You assume all risks associated with use of data provided on this page

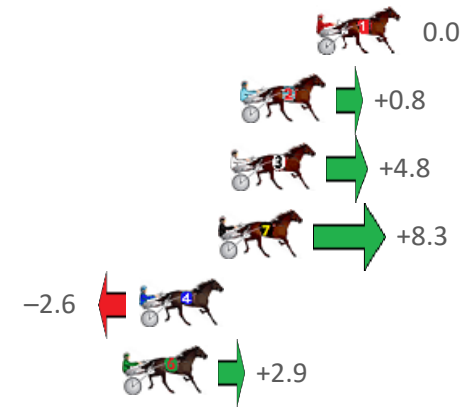
# Gloucester Park Race 3 Distance 1730m

Friday, 28 July 2023

Gross Time: 2:03.00 MileRate: 1:54.40 LeadTime: 7.60s First Qtr: 28.40s Second Qtr: 29.00s Third Qtr: 29.20s Fourth Qtr: 28.80s

NoHorse	Plc	Mar	800 Posi	400 Posi	Time	3rd Qtr	4th Qtr
1 MASTER YOSSI	1	0.0m	0.0m (0)	0.0m (0)	2:03.00	29.20s	28.80s
2 STREET HAWK	2	3.0m	3.8m (1)	3.6m (1)	2:03.23	29.19s	28.76s
3 WHOS THE DAD	3	3.4m	8.2m (1)	8.0m (1)	2:03.26	29.18s	28.47s
7 STENO	4	3.9m	12.2m (1)	12.0m (1)	2:03.29	29.18s	28.22s
4 EXPERIA	5	7.0m	4.4m (0)	4.2m (0)	2:03.53	29.19s	29.00s
6 STORMYSKYES	6	7.7m	10.6m (0)	9.0m (0)	2:03.58	29.08s	28.71s

## Finish Position and metres gained from 800m





## PJ Harness Analyser

Sectional Analysis Software - Not just a formguide!

[www.facebook.com/PJHarnessRacing](http://www.facebook.com/PJHarnessRacing)



RISE Digital, Harness Racing Australia nor the provider accepts any responsibility for the completeness or accuracy of any of the information contained herein, and makes no representations about its suitability for any particular purpose. Users should make their own judgements about those matters and/or seek independent advice. You assume all risks associated with use of data provided on this page

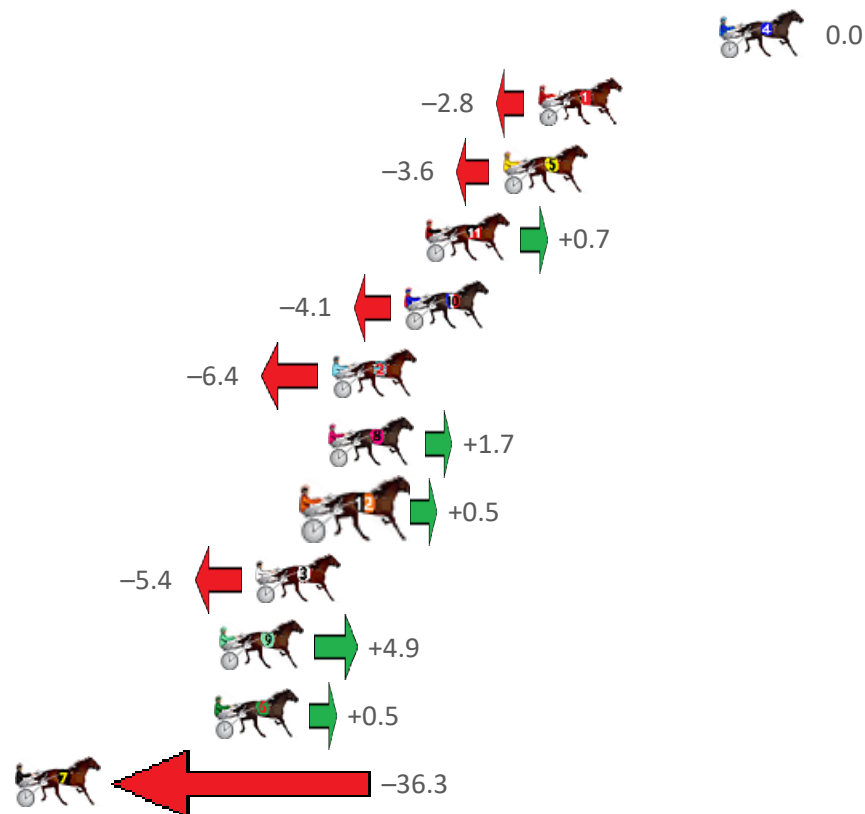
# Gloucester Park Race 4 Distance 2536m

Friday, 28 July 2023

Gross Time: 3:08.00 MileRate: 1:59.30 LeadTime: 71.30s First Qtr: 30.50s Second Qtr: 29.30s Third Qtr: 28.40s Fourth Qtr: 28.50s

NoHorse	Plc	Mar	800 Posi	400 Posi	Time	3rd Qtr	4th Qtr
4 RAVEN BANNER	1	0.0m	0.0m (0)	0.0m (0)	3:08.00	28.40s	28.50s
1 ONESMARTFELLA	2	7.2m	4.4m (0)	5.8m (0)	3:08.54	28.50s	28.60s
5 MASTER PUBLISHER	3	8.6m	5.0m (1)	8.2m (1)	3:08.64	28.63s	28.53s
11 WATTS UP SUNSHIN	4	11.7m	12.4m (0)	13.8m (0)	3:08.88	28.50s	28.35s
10 SIMPLY SHAZ	5	12.5m	8.4m (0)	9.8m (0)	3:08.94	28.50s	28.69s
2 THE KRAKEN	6	15.4m	9.0m (1)	12.6m (1)	3:09.15	28.65s	28.70s
8 ROCKABALL	7	15.5m	17.2m (1)	19.6m (2)	3:09.16	28.57s	28.21s
12 BEAT CITY	8	16.1m	16.6m (0)	18.2m (0)	3:09.21	28.51s	28.35s
3 CARRERA MACH	9	18.4m	13.0m (1)	17.0m (1)	3:09.38	28.68s	28.60s
9 GEE SMITH	10	19.9m	24.8m (0)	26.4m (0)	3:09.49	28.51s	28.04s
6 ROCKSTAR REBEL	11	20.1m	20.6m (0)	21.8m (1)	3:09.50	28.49s	28.38s
7 NEVERMINDTHECHA	12	37.3m	1.0m (1)	4.2m (1)	3:10.79	28.62s	30.85s

## Finish Position and metres gained from 800m



## PJ Harness Analyser

Sectional Analysis Software - Not just a formguide!

[www.facebook.com/PJHarnessRacing](http://www.facebook.com/PJHarnessRacing)

RISE Digital, Harness Racing Australia nor the provider accepts any responsibility for the completeness or accuracy of any of the information contained herein, and makes no representations about its suitability for any particular purpose. Users should make their own judgements about those matters and/or seek independent advice. You assume all risks associated with use of data provided on this page

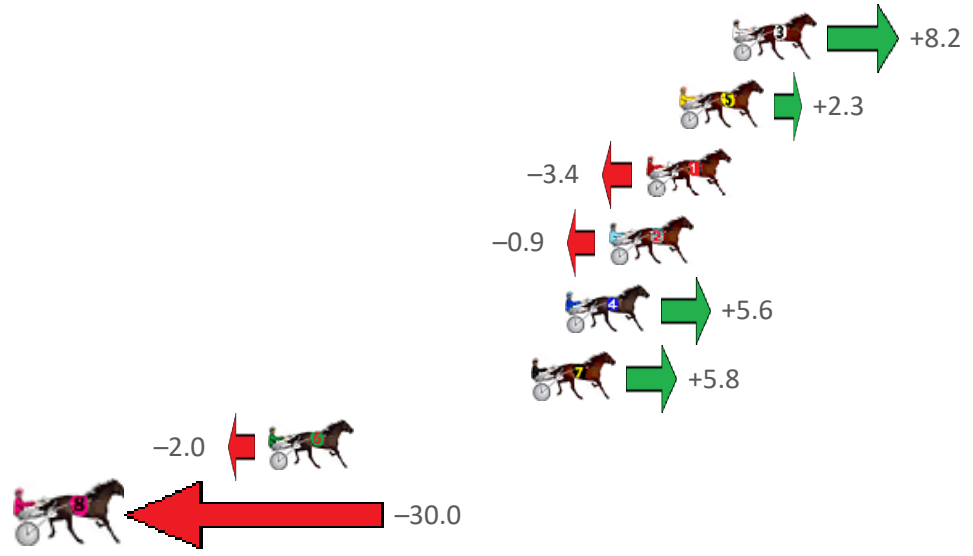
# Gloucester Park Race 5 Distance 2536m

Friday, 28 July 2023

Gross Time: 3:07.60 MileRate: 1:59.00 LeadTime: 71.30s First Qtr: 30.70s Second Qtr: 29.80s Third Qtr: 28.30s Fourth Qtr: 27.50s

NoHorse	Plc	Mar	800 Posi	400 Posi	Time	3rd Qtr	4th Qtr
3 PRINCE OF PLEASUR	1	0.0m	8.2m (0)	6.8m (1)	3:07.60	28.20s	27.04s
5 PATRONUS STAR	2	2.1m	4.4m (1)	2.8m (1)	3:07.75	28.19s	27.45s
1 THE CODE BREAKER	3	3.4m	0.0m (0)	0.0m (0)	3:07.85	28.30s	27.73s
2 THE MUSTANG	4	4.9m	4.0m (0)	4.2m (0)	3:07.95	28.31s	27.55s
4 BABYFACE ADDA	5	6.6m	12.2m (0)	9.4m (0)	3:08.08	28.10s	27.31s
7 GALACTIC STAR	6	8.0m	13.8m (1)	11.6m (1)	3:08.18	28.14s	27.25s
6 CORDERO	7	18.4m	16.4m (0)	16.6m (0)	3:08.93	28.32s	27.62s
8 MY PRAYER	8	39.6m	9.6m (1)	15.6m (2)	3:10.47	28.74s	29.14s

## Finish Position and metres gained from 800m





## PJ Harness Analyser

Sectional Analysis Software - Not just a formguide!

[www.facebook.com/PJHarnessRacing](https://www.facebook.com/PJHarnessRacing)



RISE Digital, Harness Racing Australia nor the provider accepts any responsibility for the completeness or accuracy of any of the information contained herein, and makes no representations about its suitability for any particular purpose. Users should make their own judgements about those matters and/or seek independent advice. You assume all risks associated with use of data provided on this page


# Gloucester Park Race 6 Distance 2130m

Friday, 28 July 2023

Gross Time: 2:36.30 MileRate: 1:58.10 LeadTime: 37.70s First Qtr: 31.50s Second Qtr: 30.40s Third Qtr: 28.40s Fourth Qtr: 28.30s

NoHorse	Plc	Mar	800 Posi	400 Posi	Time	3rd Qtr	4th Qtr
12 CYCLONE CHARLOTT	1	0.0m	7.2m (2)	3.8m (1)	2:36.30	28.16s	28.03s
4 BEYOND THE SEA	2	15.7m	0.0m (0)	0.0m (0)	2:37.47	28.40s	29.40s
10 ALTA QUEEN	3	19.6m	11.4m (1)	14.0m (3)	2:37.76	28.58s	28.69s
8 LET IT LINGA	4	20.2m	13.4m (0)	18.2m (1)	2:37.80	28.74s	28.44s
5 DONTBESILLYCHILLI	5	21.1m	11.8m (2)	12.4m (2)	2:37.87	28.44s	28.91s
9 OUR STAR BILLING	6	26.9m	18.0m (0)	24.4m (2)	2:38.30	28.85s	28.48s
1 JUST FOR LOVE	7	29.0m	9.4m (0)	20.4m (0)	2:38.46	29.18s	28.91s
6 MISS SASSY	8	40.9m	7.4m (1)	19.0m (2)	2:39.34	29.22s	29.84s
7 MISS LAMARR	9	47.5m	15.6m (1)	22.8m (1)	2:39.83	28.91s	30.04s
11 LADY JADORE	10	53.7m	3.4m (1)	14.0m (1)	2:40.29	29.15s	31.09s
2 SHEZA BROMAC	11	54.2m	5.4m (0)	16.2m (0)	2:40.33	29.17s	30.97s

## Finish Position and metres gained from 800m





## PJ Harness Analyser

Sectional Analysis Software - Not just a formguide!

[www.facebook.com/PJHarnessRacing](http://www.facebook.com/PJHarnessRacing)



RISE Digital, Harness Racing Australia nor the provider accepts any responsibility for the completeness or accuracy of any of the information contained herein, and makes no representations about its suitability for any particular purpose. Users should make their own judgements about those matters and/or seek independent advice. You assume all risks associated with use of data provided on this page



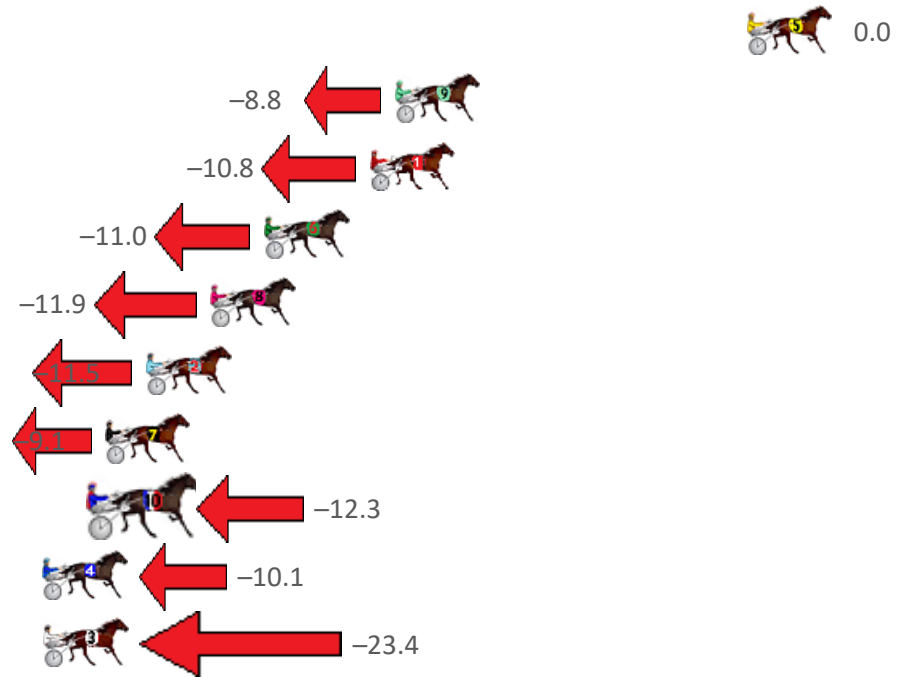
# Gloucester Park Race 7 Distance 2503m

Friday, 28 July 2023

Gross Time: 3:09.30 MileRate: 2:01.70 LeadTime: 71.30s First Qtr: 31.00s Second Qtr: 30.40s Third Qtr: 28.80s Fourth Qtr: 27.80s

NoHorse	Plc	Mar	800 Posi	400 Posi	Time	3rd Qtr	4th Qtr
5 CARABAO	1	0.0m	0.0m (0)	0.0m (0)	3:09.30	28.80s	27.80s
9 ARDENS HORIZON	2	14.0m	5.2m (1)	4.6m (1)	3:10.32	28.77s	28.45s
1 CHEDDAR IS BETTER	3	15.0m	4.2m (0)	5.4m (0)	3:10.40	28.90s	28.46s
6 AWAITINGINSTRUCTI	4	19.2m	8.2m (0)	9.4m (0)	3:10.70	28.90s	28.48s
8 GETN WIGGY WITHIT	5	21.3m	9.4m (1)	8.6m (1)	3:10.86	28.76s	28.68s
2 DEEORSE	6	23.9m	12.4m (0)	13.6m (0)	3:11.05	28.90s	28.51s
7 AMERICAN BULLITT	7	25.5m	16.4m (0)	17.4m (1)	3:11.16	28.88s	28.36s
10 FIREROCKFIREROLL	8	25.7m	13.4m (1)	12.6m (1)	3:11.18	28.76s	28.71s
4 JILL MACH	9	36.3m	26.2m (0)	26.0m (1)	3:11.95	28.80s	28.51s
3 BREWERY LANE	10	44.4m	21.0m (0)	28.6m (0)	3:12.55	29.35s	28.89s

Finish Position and metres gained from 800m





## PJ Harness Analyser

Sectional Analysis Software - Not just a formguide!

www.facebook.com/PJHarnessRacing



RISE Digital, Harness Racing Australia nor the provider accepts any responsibility for the completeness or accuracy of any of the information contained herein, and makes no representations about its suitability for any particular purpose. Users should make their own judgements about those matters and/or seek independent advice. You assume all risks associated with use of data provided on this page

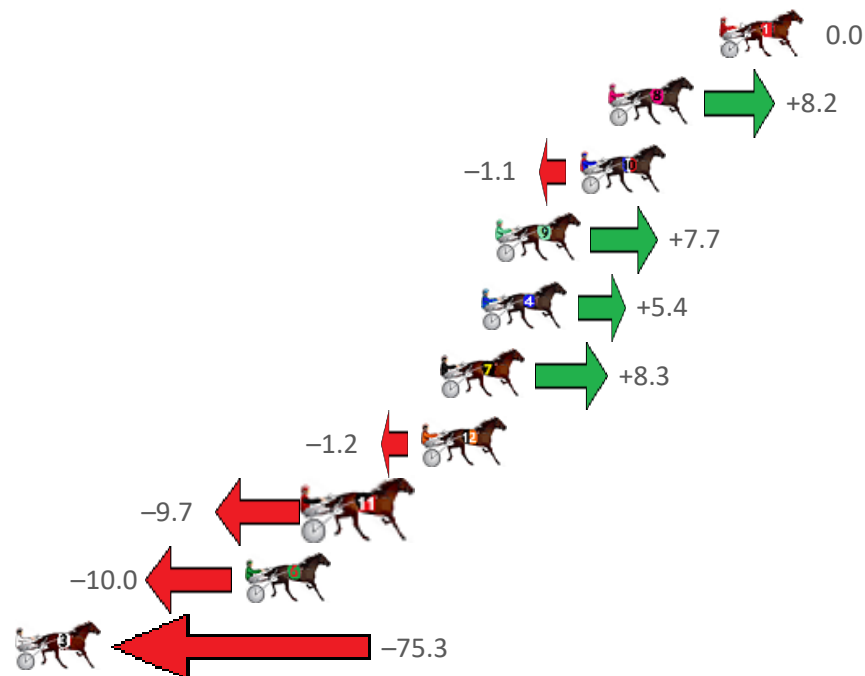
# Gloucester Park Race 8 Distance 2130m

Friday, 28 July 2023

Gross Time: 2:37.10 MileRate: 1:58.70 LeadTime: 36.90s First Qtr: 30.50s Second Qtr: 29.80s Third Qtr: 29.40s Fourth Qtr: 30.50s

NoHorse	Plc	Mar	800 Posi	400 Posi	Time	3rd Qtr	4th Qtr
1 BLUE BLAZER	1	0.0m	0.0m (0)	0.0m (0)	2:37.10	29.40s	30.50s
8 WALSH	2	4.4m	12.6m (0)	7.8m (0)	2:37.45	29.05s	30.24s
10 BROOKIES JET	3	5.5m	4.4m (0)	4.6m (1)	2:37.54	29.41s	30.57s
9 NAME IN LIGHTS	4	8.9m	16.6m (0)	12.0m (0)	2:37.81	29.06s	30.26s
4 FEELING ACES	5	9.4m	14.8m (1)	13.6m (2)	2:37.85	29.32s	30.18s
7 REBLINE	6	11.1m	19.4m (1)	12.8m (3)	2:37.99	28.91s	30.37s
12 WITHOUTHETUH	7	11.8m	10.6m (1)	8.8m (3)	2:38.04	29.26s	30.73s
11 SOUND WAVE	8	16.1m	6.4m (1)	7.0m (2)	2:38.39	29.43s	31.19s
6 SOHO GIGOLO	9	18.8m	8.8m (0)	9.0m (1)	2:38.60	29.40s	31.24s
3 RUN FOR MERCY	10	77.7m	2.4m (1)	18.4m (1)	2:43.30	30.51s	35.00s

Finish Position and metres gained from 800m





## PJ Harness Analyser

Sectional Analysis Software - Not just a formguide!

www.facebook.com/PJHarnessRacing



RISE Digital, Harness Racing Australia nor the provider accepts any responsibility for the completeness or accuracy of any of the information contained herein, and makes no representations about its suitability for any particular purpose. Users should make their own judgements about those matters and/or seek independent advice. You assume all risks associated with use of data provided on this page



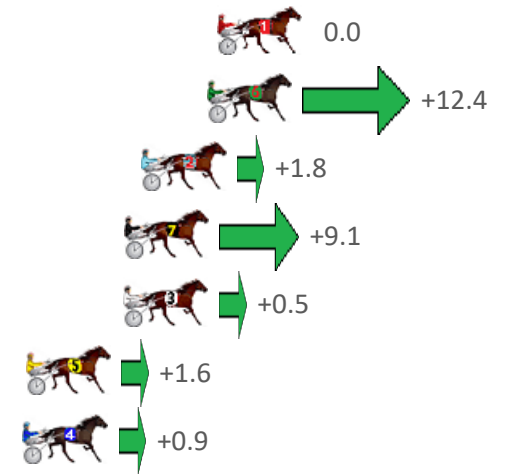
# Gloucester Park Race 9 Distance 2130m

Friday, 28 July 2023

Gross Time: 2:37.60 MileRate: 1:59.10 LeadTime: 39.20s First Qtr: 31.90s Second Qtr: 29.80s Third Qtr: 27.90s Fourth Qtr: 28.80s

NoHorse	Plc	Mar	800 Posi	400 Posi	Time	3rd Qtr	4th Qtr
1 ELDAYTONA	1	0.0m	0.0m (0)	0.0m (0)	2:37.60	27.90s	28.80s
6 MAJOR PERRY	2	0.4m	12.8m (1)	9.0m (2)	2:37.63	27.64s	28.18s
2 REGAL CHEVAL	3	3.0m	4.8m (0)	4.6m (0)	2:37.83	27.89s	28.69s
7 MOONLITE DRIVE	4	3.7m	12.8m (0)	13.0m (0)	2:37.88	27.92s	28.13s
3 AMERICAN ARMA	5	3.7m	4.2m (1)	4.4m (1)	2:37.88	27.91s	28.75s
5 RASCAL	6	7.6m	9.2m (0)	8.8m (0)	2:38.17	27.87s	28.71s
4 WHATABRO	7	7.7m	8.6m (1)	9.4m (1)	2:38.18	27.96s	28.68s

## Finish Position and metres gained from 800m





## PJ Harness Analyser

*Sectional Analysis Software - Not just a formguide!*

[www.facebook.com/PJHarnessRacing](http://www.facebook.com/PJHarnessRacing)



RISE Digital, Harness Racing Australia nor the provider accepts any responsibility for the completeness or accuracy of any of the information contained herein, and makes no representations about its suitability for any particular purpose. Users should make their own judgements about those matters and/or seek independent advice. You assume all risks associated with use of data provided on this page

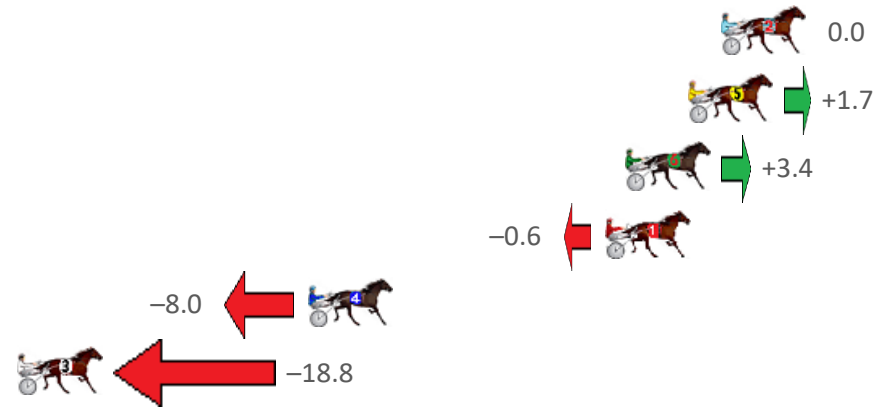
# Gloucester Park Race 10 Distance 2130m

Friday, 28 July 2023

Gross Time: 2:39.00 MileRate: 2:00.10 LeadTime: 39.30s First Qtr: 32.60s Second Qtr: 30.80s Third Qtr: 29.40s Fourth Qtr: 26.90s

NoHorse	Plc	Mar	800 Posi	400 Posi	Time	3rd Qtr	4th Qtr
2 WAVERIDER	1	0.0m	0.0m (0)	0.0m (0)	2:39.00	29.40s	26.90s
5 MENEMSHA	2	1.3m	3.0m (1)	2.6m (1)	2:39.09	29.37s	26.81s
6 BET THE HOUSE	3	3.8m	7.2m (1)	7.4m (1)	2:39.27	29.40s	26.66s
1 PRINCE OF PAIN	4	4.6m	4.0m (0)	4.6m (0)	2:39.33	29.44s	26.90s
4 GAITCRASHER	5	16.4m	8.4m (0)	10.8m (0)	2:40.16	29.59s	27.27s
3 HEEZ A VIBE	6	31.6m	12.8m (0)	14.2m (1)	2:41.24	29.55s	28.06s

## Finish Position and metres gained from 800m





# PJ Harness Analyser

Sectional Analysis Software - Not just a formguide!

www.facebook.com/PJHarnessRacing

