

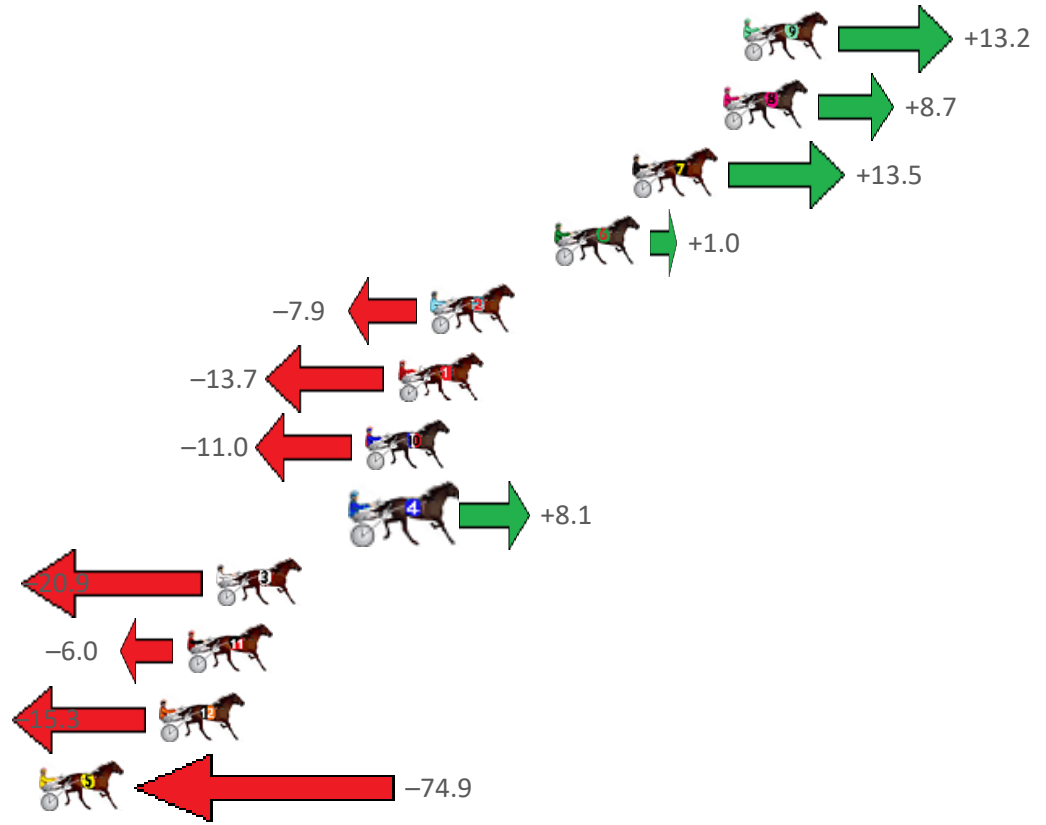
# Gloucester Park Race 1 Distance 2130m

Friday, 30 June 2023

Gross Time: 2:35.40 MileRate: 1:57.40 LeadTime: 35.30s First Qtr: 28.90s Second Qtr: 30.50s Third Qtr: 30.90s Fourth Qtr: 29.80s

NoHorse	Plc	Mar	800 Posi	400 Posi	Time	3rd Qtr	4th Qtr
9 FLY TO FAME	1	0.0m	13.2m (1)	7.7m (3)	2:35.40	30.48s	<b>29.22s</b>
8 SWEET VIVIENNE	2	0.8m	9.5m (2)	3.7m (3)	2:35.46	30.46s	29.58s
7 PUREST COPPER	3	4.4m	17.9m (1)	11.9m (3)	2:35.74	30.44s	29.24s
6 OUR LADY JEN	4	7.5m	8.5m (1)	5.0m (2)	2:35.99	30.64s	30.01s
2 HUNT THE MAGIC	5	12.4m	4.5m (1)	<b>0.0m (2)</b>	2:36.37	30.56s	30.77s
1 OUR LILILOU	6	13.7m	<b>0.0m (0)</b>	0.2m (0)	2:36.47	30.92s	30.85s
10 JACKIE DANIELS	7	15.0m	4.0m (0)	4.2m (0)	2:36.57	30.92s	30.66s
4 SEAGRASS	8	15.1m	23.2m (1)	9.8m (2)	2:36.58	<b>29.88s</b>	30.24s
3 OUR SANDY SHORE	9	20.9m	<b>0.0m (1)</b>	1.3m (1)	2:37.03	31.00s	31.33s
11 LENI ROSE	10	22.1m	16.1m (0)	12.2m (0)	2:37.13	30.60s	30.61s
12 BETWEEN TWO THO	11	23.2m	7.9m (0)	5.9m (1)	2:37.21	30.75s	31.16s
5 SPORTING GRACE	12	100.0m	25.1m (2)	65.5m (1)	2:43.21	33.94s	32.67s

Finish Position and metres gained from 800m



## PJ Harness Analyser

Sectional Analysis Software - Not just a formguide!

[www.facebook.com/PJHarnessRacing](http://www.facebook.com/PJHarnessRacing)

RISE Digital, Harness Racing Australia nor the provider accepts any responsibility for the completeness or accuracy of any of the information contained herein, and makes no representations about its suitability for any particular purpose. Users should make their own judgements about those matters and/or seek independent advice. You assume all risks associated with use of data provided on this page


# Gloucester Park Race 2 Distance 2130m

Friday, 30 June 2023

Gross Time: 2:34.50 MileRate: 1:56.80 LeadTime: 34.70s First Qtr: 31.50s Second Qtr: 30.40s Third Qtr: 29.30s Fourth Qtr: 28.60s

NoHorse	Plc	Mar	800 Posi	400 Posi	Time	3rd Qtr	4th Qtr
6 WATCHING OUR COI	1	0.0m	2.5m (1)	2.5m (1)	2:34.50	29.30s	28.42s
3 ROCK ON TOP	2	1.1m	0.0m (0)	0.0m (0)	2:34.58	29.30s	28.68s
2 ETON ROCK	3	1.4m	4.1m (0)	3.9m (0)	2:34.61	29.28s	28.43s
1 THE WATCH MAKER	4	6.6m	6.9m (1)	7.0m (1)	2:35.00	29.30s	28.59s
5 HOPPYS WAY	5	7.5m	8.5m (0)	8.1m (0)	2:35.06	29.26s	28.58s
12 GORDON	6	9.1m	17.3m (0)	16.4m (0)	2:35.18	29.22s	28.10s
10 ILLAWONG MUSTAN	7	11.0m	12.9m (0)	12.5m (0)	2:35.33	29.26s	28.53s
7 CHEER THE MAJOR	8	12.9m	19.0m (2)	9.8m (2)	2:35.47	28.62s	28.86s
11 LITTLE BITOF FUN	9	14.1m	15.4m (1)	15.6m (1)	2:35.56	29.30s	28.54s
4 BEYOND BLING	10	15.6m	11.5m (1)	11.4m (1)	2:35.67	29.28s	28.95s
9 STREET APPEAL	11	17.1m	21.4m (0)	14.2m (2)	2:35.78	28.76s	28.86s

## Finish Position and metres gained from 800m





## PJ Harness Analyser

*Sectional Analysis Software - Not just a formguide!*

[www.facebook.com/PJHarnessRacing](https://www.facebook.com/PJHarnessRacing)



RISE Digital, Harness Racing Australia nor the provider accepts any responsibility for the completeness or accuracy of any of the information contained herein, and makes no representations about its suitability for any particular purpose. Users should make their own judgements about those matters and/or seek independent advice. You assume all risks associated with use of data provided on this page

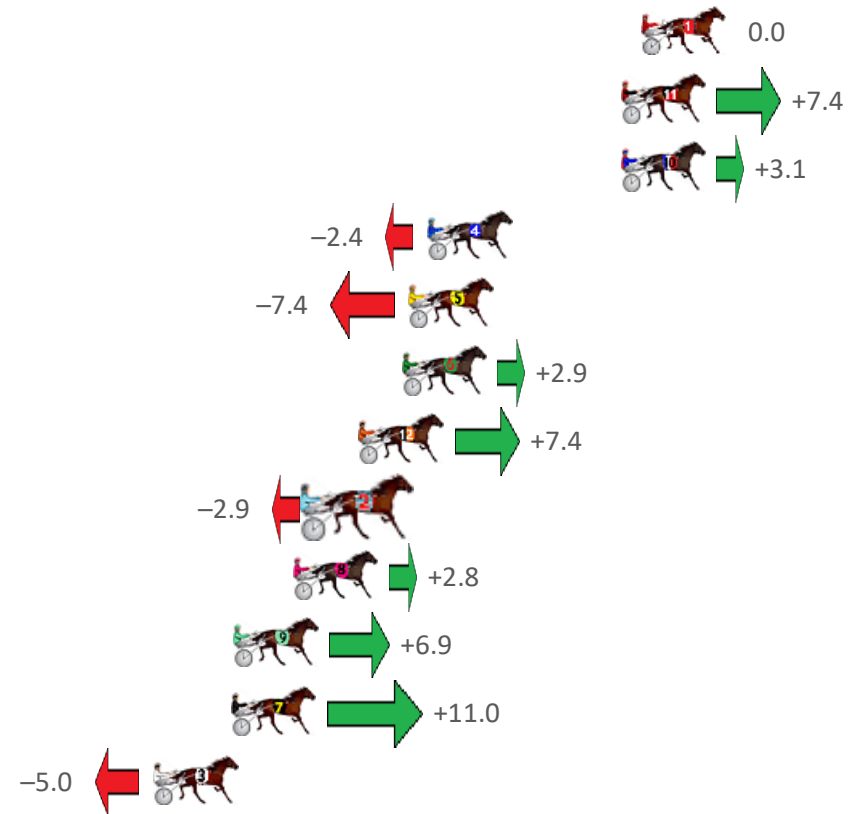
# Gloucester Park Race 3 Distance 2536m

Friday, 30 June 2023

Gross Time: 3:08.20 MileRate: 1:59.50 LeadTime: 70.50s First Qtr: 31.00s Second Qtr: 30.20s Third Qtr: 28.60s Fourth Qtr: 27.90s

NoHorse	Plc	Mar	800 Posi	400 Posi	Time	3rd Qtr	4th Qtr
1 MOONLITE DRIVE	1	0.0m	0.0m (0)	0.0m (0)	3:08.20	28.60s	27.90s
11 ONESMARTFELLA	2	0.8m	8.2m (0)	8.8m (0)	3:08.26	28.64s	27.34s
10 FEELING ACES	3	0.8m	3.9m (0)	4.6m (0)	3:08.26	28.64s	27.64s
4 ALTA RHETT	4	8.5m	6.1m (1)	6.6m (1)	3:08.82	28.63s	28.06s
5 MR FANTASTIC	5	9.2m	1.8m (1)	2.6m (1)	3:08.87	28.65s	28.39s
6 JOE WITH THE FLOW	6	9.5m	12.4m (0)	13.1m (0)	3:08.90	28.64s	27.68s
12 FLOEWITER	7	11.2m	18.6m (1)	18.3m (1)	3:09.02	28.56s	27.44s
2 SIMPLY SHAZ	8	13.0m	10.1m (1)	11.1m (1)	3:09.15	28.66s	28.07s
8 HENRIK LARSSON	9	13.8m	16.6m (0)	17.4m (0)	3:09.21	28.64s	27.69s
9 CORDERO	10	16.2m	23.1m (1)	24.5m (1)	3:09.39	28.68s	27.37s
7 HILLVIEW BONDI	11	16.3m	27.3m (1)	25.4m (0)	3:09.40	28.44s	27.32s
3 CARRERA MACH	12	19.4m	14.4m (1)	15.7m (2)	3:09.62	28.68s	28.22s

## Finish Position and metres gained from 800m



## PJ Harness Analyser

Sectional Analysis Software - Not just a formguide!

www.facebook.com/PJHarnessRacing

RISE Digital, Harness Racing Australia nor the provider accepts any responsibility for the completeness or accuracy of any of the information contained herein, and makes no representations about its suitability for any particular purpose. Users should make their own judgements about those matters and/or seek independent advice. You assume all risks associated with use of data provided on this page

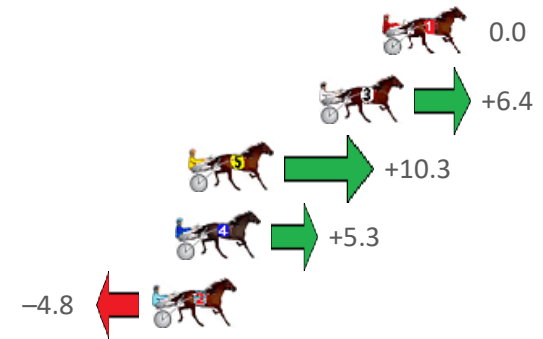
# Gloucester Park Race 4 Distance 1730m

Friday, 30 June 2023

Gross Time: 2:03.10 MileRate: 1:54.50 LeadTime: 8.10s First Qtr: 30.10s Second Qtr: 29.30s Third Qtr: 28.10s Fourth Qtr: 27.50s

NoHorse	Plc	Mar	800 Posi	400 Posi	Time	3rd Qtr	4th Qtr
1 MIGHTY CONQUERO	1	0.0m	0.0m (0)	0.0m (0)	2:03.10	28.10s	27.50s
3 PATRONUS STAR	2	2.5m	8.9m (0)	8.7m (0)	2:03.28	28.08s	27.08s
5 FASTER THAN DAD	3	7.7m	18.0m (0)	17.4m (0)	2:03.66	28.04s	26.86s
4 BABYFACE ADDA	4	8.2m	13.5m (0)	13.3m (0)	2:03.69	28.08s	27.17s
2 LONGREACH BAY	5	9.1m	4.3m (0)	4.4m (0)	2:03.76	28.10s	27.86s

## Finish Position and metres gained from 800m





## PJ Harness Analyser

*Sectional Analysis Software - Not just a formguide!*

[www.facebook.com/PJHarnessRacing](http://www.facebook.com/PJHarnessRacing)



RISE Digital, Harness Racing Australia nor the provider accepts any responsibility for the completeness or accuracy of any of the information contained herein, and makes no representations about its suitability for any particular purpose. Users should make their own judgements about those matters and/or seek independent advice. You assume all risks associated with use of data provided on this page

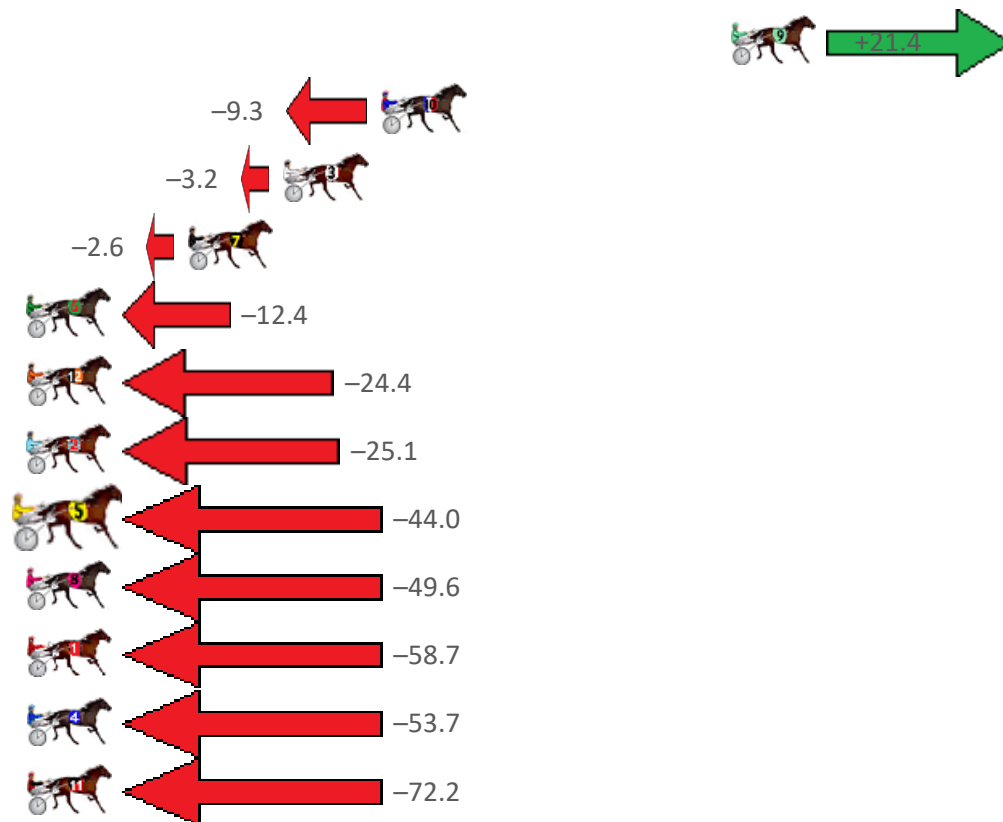
# Gloucester Park Race 5 Distance 2130m

Friday, 30 June 2023

Gross Time: 2:34.50 MileRate: 1:56.70 LeadTime: 35.20s First Qtr: 29.60s Second Qtr: 29.70s Third Qtr: 31.10s Fourth Qtr: 28.90s

NoHorse	Plc	Mar	800 Posi	400 Posi	Time	3rd Qtr	4th Qtr
9 DONTBESILLYCHILLI	1	0.0m	21.4m (0)	3.3m (4)	2:34.50	29.77s	28.65s
10 ACHARNE GIRL	2	13.9m	4.6m (0)	4.5m (0)	2:35.55	31.10s	29.62s
3 MISSTIANO	3	17.8m	14.6m (1)	8.6m (3)	2:35.85	30.66s	29.61s
7 SPECIAL LADY	4	21.6m	19.0m (1)	3.5m (3)	2:36.14	29.96s	30.27s
6 DIAMOND DAZE	5	29.5m	17.1m (0)	15.0m (1)	2:36.74	30.96s	30.02s
12 CHERISHTHEMEMOR	6	33.3m	8.9m (0)	9.1m (0)	2:37.03	31.12s	30.75s
2 SHEZA BROMAC	7	37.8m	12.7m (0)	12.9m (0)	2:37.37	31.12s	30.81s
5 MISS LAMARR	8	45.6m	1.6m (1)	0.0m (1)	2:37.96	30.98s	32.36s
8 MISS SASSY	9	55.8m	6.2m (1)	4.3m (1)	2:38.73	30.96s	32.81s
1 OUR STAR BILLING	10	58.7m	0.0m (0)	0.3m (0)	2:38.95	31.12s	33.33s
4 IDEAL CHARM	11	64.3m	10.6m (1)	9.4m (1)	2:39.38	31.02s	33.08s
11 BLAZE COOPS	12	76.3m	4.1m (2)	4.3m (2)	2:40.29	31.12s	34.37s

Finish Position and metres gained from 800m



## PJ Harness Analyser

Sectional Analysis Software - Not just a formguide!

www.facebook.com/PJHarnessRacing



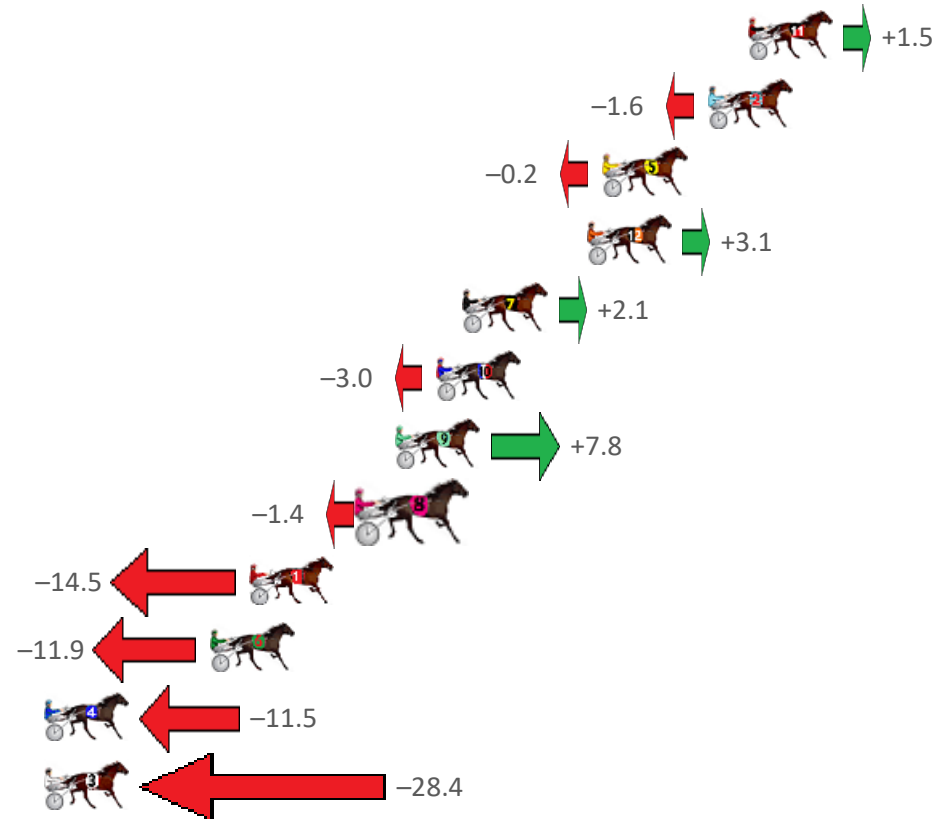
# Gloucester Park Race 6 Distance 2130m

Friday, 30 June 2023

Gross Time: 2:36.50 MileRate: 1:58.30 LeadTime: 37.60s First Qtr: 31.00s Second Qtr: 29.80s Third Qtr: 28.80s Fourth Qtr: 29.30s

NoHorse	Plc	Mar	800 Posi	400 Posi	Time	3rd Qtr	4th Qtr
11 MEDIEVAL MAN	1	0.0m	1.5m (1)	3.6m (1)	2:36.50	28.95s	29.04s
2 COWBOYS N BANDIT	2	1.6m	0.0m (0)	0.0m (0)	2:36.62	28.80s	29.42s
5 ALCIPPES DELIGHT	3	5.8m	5.6m (1)	7.8m (1)	2:36.95	28.96s	29.18s
12 BATTLESCARD	4	6.4m	9.5m (1)	11.7m (1)	2:36.99	28.96s	28.95s
7 NAME IN LIGHTS	5	11.3m	13.4m (0)	19.1m (0)	2:37.37	29.22s	28.79s
10 CARUBA	6	12.4m	9.4m (0)	15.2m (0)	2:37.45	29.23s	29.15s
9 CLOUD NINE	7	14.0m	21.8m (0)	20.8m (2)	2:37.58	28.74s	28.87s
8 DISCO UNDER FIRE	8	15.1m	13.7m (1)	15.5m (1)	2:37.66	28.94s	29.34s
1 CAVALRY CALL	9	19.8m	5.3m (0)	10.8m (0)	2:38.02	29.20s	30.04s
6 RUN FOR MERCY	10	21.4m	9.5m (2)	14.5m (2)	2:38.14	29.16s	29.90s
4 EUSTON FLYER	11	29.1m	17.6m (0)	20.8m (1)	2:38.74	29.04s	30.03s
3 MAKE IT HAPPEN	12	34.0m	5.6m (2)	10.6m (2)	2:39.11	29.16s	31.15s

Finish Position and metres gained from 800m



## PJ Harness Analyser

Sectional Analysis Software - Not just a formguide!

[www.facebook.com/PJHarnessRacing](http://www.facebook.com/PJHarnessRacing)

RISE Digital, Harness Racing Australia nor the provider accepts any responsibility for the completeness or accuracy of any of the information contained herein, and makes no representations about its suitability for any particular purpose. Users should make their own judgements about those matters and/or seek independent advice. You assume all risks associated with use of data provided on this page

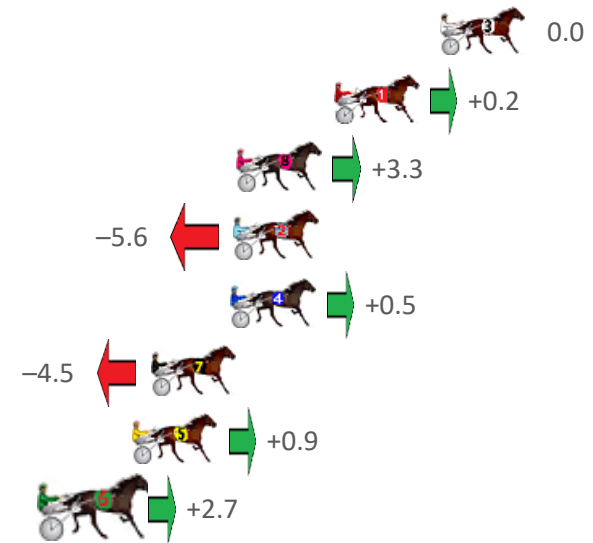
# Gloucester Park Race 7 Distance 2503m

Friday, 30 June 2023

Gross Time: 3:07.30 MileRate: 2:00.40 LeadTime: 71.40s First Qtr: 30.30s Second Qtr: 30.00s Third Qtr: 27.60s Fourth Qtr: 28.00s

NoHorse	Plc	Mar	800 Posi	400 Posi	Time	3rd Qtr	4th Qtr
3 CARABAO	1	0.0m	0.0m (0)	0.0m (0)	3:07.30	27.60s	28.00s
1 VERANO	2	4.2m	4.4m (0)	4.1m (0)	3:07.61	27.58s	28.03s
8 ARDENS HORIZON	3	8.1m	11.4m (1)	11.3m (1)	3:07.90	27.60s	27.81s
2 PETER PETRIFY	4	8.2m	2.6m (1)	2.9m (1)	3:07.90	27.62s	28.40s
4 AWAITINGINSTRUCTI	5	8.3m	8.8m (0)	8.1m (0)	3:07.91	27.56s	28.05s
7 MASTER YOSSI	6	11.5m	7.0m (1)	7.3m (1)	3:08.15	27.62s	28.34s
5 AMERICAN BULLITT	7	12.2m	13.1m (0)	13.0m (0)	3:08.20	27.60s	28.00s
6 BEAT THE BANK	8	15.4m	18.1m (0)	20.6m (0)	3:08.43	27.78s	27.71s

## Finish Position and metres gained from 800m





## PJ Harness Analyser

*Sectional Analysis Software - Not just a formguide!*

[www.facebook.com/PJHarnessRacing](http://www.facebook.com/PJHarnessRacing)



RISE Digital, Harness Racing Australia nor the provider accepts any responsibility for the completeness or accuracy of any of the information contained herein, and makes no representations about its suitability for any particular purpose. Users should make their own judgements about those matters and/or seek independent advice. You assume all risks associated with use of data provided on this page

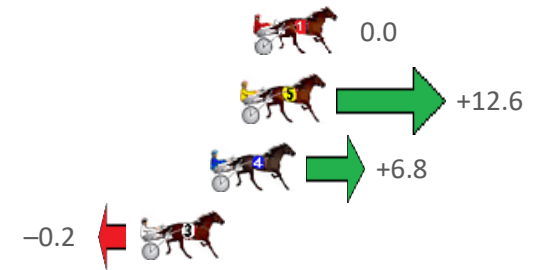
# Gloucester Park Race 8 Distance 2130m

Friday, 30 June 2023

Gross Time: 2:34.90 MileRate: 1:57.00 LeadTime: 38.70s First Qtr: 31.30s Second Qtr: 29.60s Third Qtr: 28.30s Fourth Qtr: 27.00s

NoHorse	Plc	Mar	800 Posi	400 Posi	Time	3rd Qtr	4th Qtr
1 HIMSELF	1	0.0m	0.0m (0)	1.1m (0)	2:34.90	28.38s	26.92s
5 FINVARRA	2	0.5m	13.1m (0)	0.0m (1)	2:34.94	27.38s	27.04s
4 GALACTIC STAR	3	1.7m	8.5m (0)	9.6m (0)	2:35.02	28.36s	26.46s
3 WHATABRO	4	4.5m	4.3m (0)	5.2m (0)	2:35.22	28.36s	26.96s

## Finish Position and metres gained from 800m





## PJ Harness Analyser

*Sectional Analysis Software - Not just a formguide!*

[www.facebook.com/PJHarnessRacing](http://www.facebook.com/PJHarnessRacing)



RISE Digital, Harness Racing Australia nor the provider accepts any responsibility for the completeness or accuracy of any of the information contained herein, and makes no representations about its suitability for any particular purpose. Users should make their own judgements about those matters and/or seek independent advice. You assume all risks associated with use of data provided on this page



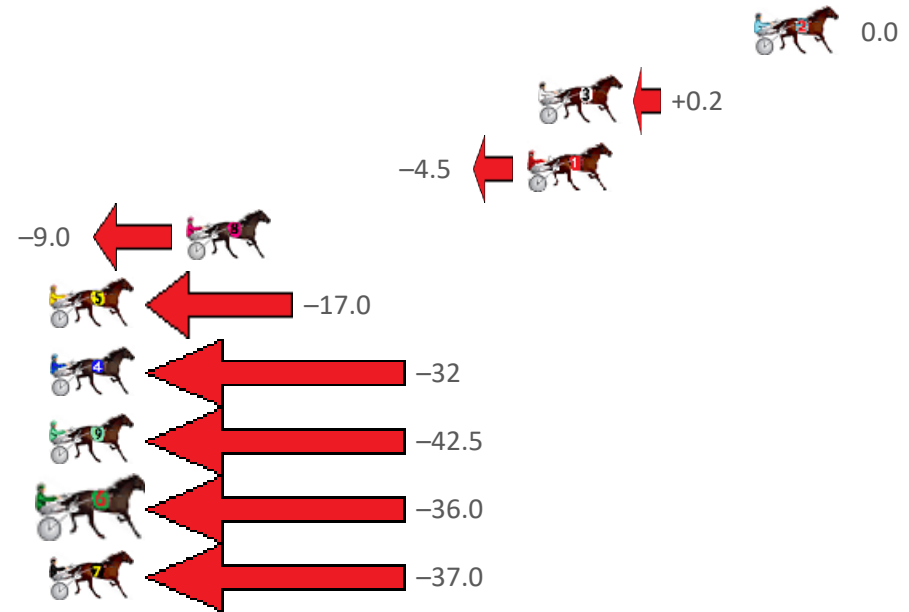
# Gloucester Park Race 9 Distance 2130m

Friday, 30 June 2023

Gross Time: 2:39.70 MileRate: 2:00.70 LeadTime: 38.40s First Qtr: 32.10s Second Qtr: 30.60s Third Qtr: 30.20s Fourth Qtr: 28.40s

NoHorse	Plc	Mar	800 Posi	400 Posi	Time	3rd Qtr	4th Qtr
2 CHIEF COPY	1	0.0m	0.0m (0)	0.0m (0)	2:39.70	30.20s	28.40s
3 ROX THE WORLD	2	8.6m	8.8m (0)	9.1m (0)	2:40.34	30.20s	28.38s
1 HOT ROCKEFELLER	3	9.0m	4.5m (0)	4.7m (0)	2:40.37	30.20s	28.73s
8 ROCKIN LE MONDE	4	22.6m	13.6m (0)	13.7m (0)	2:41.39	30.18s	29.09s
5 KURIOUS BOY	5	29.5m	12.5m (1)	11.3m (2)	2:41.90	30.08s	29.78s
4 ALLWOODS CHEVRO	6	36.4m	4.5m (1)	9.1m (1)	2:42.42	30.52s	30.45s
9 UBEEN THUNDASTR	7	42.5m	0.0m (1)	5.0m (1)	2:42.87	30.56s	31.21s
6 STAR OF THE GALAX	8	44.5m	8.5m (1)	7.5m (2)	2:43.02	30.10s	31.18s
7 ROCKSTAR QUALITY	9	55.7m	18.7m (0)	22.3m (0)	2:43.86	30.42s	30.94s

Finish Position and metres gained from 800m





## PJ Harness Analyser

Sectional Analysis Software - Not just a formguide!

[www.facebook.com/PJHarnessRacing](http://www.facebook.com/PJHarnessRacing)



RISE Digital, Harness Racing Australia nor the provider accepts any responsibility for the completeness or accuracy of any of the information contained herein, and makes no representations about its suitability for any particular purpose. Users should make their own judgements about those matters and/or seek independent advice. You assume all risks associated with use of data provided on this page

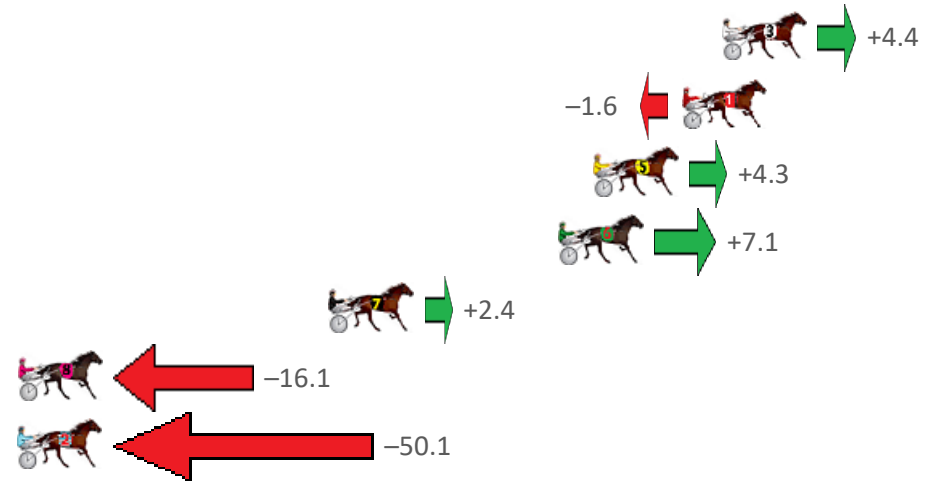
# Gloucester Park Race 10 Distance 2130m

Friday, 30 June 2023

Gross Time: 2:40.50 MileRate: 2:01.30 LeadTime: 38.10s First Qtr: 33.20s Second Qtr: 31.80s Third Qtr: 29.00s Fourth Qtr: 28.40s

NoHorse	Plc	Mar	800 Posi	400 Posi	Time	3rd Qtr	4th Qtr
3 I CROSS MY HEART	1	0.0m	4.4m (0)	2.3m (1)	2:40.50	28.84s	28.24s
1 DEKLA DIVA	2	1.6m	0.0m (0)	0.0m (0)	2:40.62	29.00s	28.52s
5 STELLAR EDITION	3	5.1m	9.4m (0)	5.9m (0)	2:40.88	28.74s	28.36s
6 MANEA	4	6.5m	13.6m (0)	6.2m (1)	2:40.98	28.46s	28.44s
7 PHILTHEJUG	5	15.6m	18.0m (0)	11.8m (0)	2:41.66	28.54s	28.72s
8 MAYBELLINE ROCKS	6	39.1m	23.0m (0)	22.4m (0)	2:43.42	28.94s	29.72s
2 COPY OF PARIS	7	77.9m	27.8m (0)	37.6m (0)	2:46.31	29.68s	31.53s

## Finish Position and metres gained from 800m





## PJ Harness Analyser

Sectional Analysis Software - Not just a formguide!

[www.facebook.com/PJHarnessRacing](https://www.facebook.com/PJHarnessRacing)



RISE Digital, Harness Racing Australia nor the provider accepts any responsibility for the completeness or accuracy of any of the information contained herein, and makes no representations about its suitability for any particular purpose. Users should make their own judgements about those matters and/or seek independent advice. You assume all risks associated with use of data provided on this page

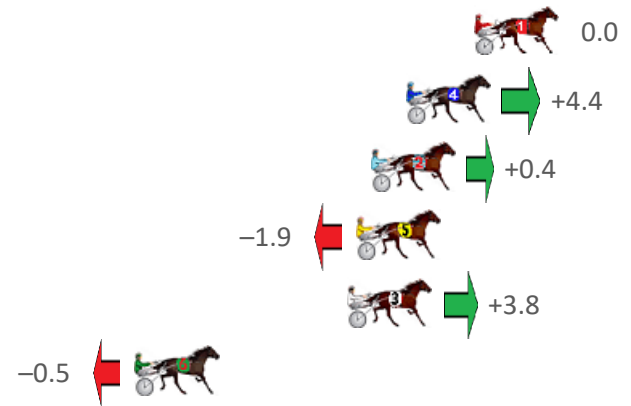
# Gloucester Park Race 11 Distance 2130m

Friday, 30 June 2023

Gross Time: 2:40.20 MileRate: 2:01.00 LeadTime: 40.50s First Qtr: 33.10s Second Qtr: 30.20s Third Qtr: 28.40s Fourth Qtr: 28.00s

NoHorse	Plc	Mar	800 Posi	400 Posi	Time	3rd Qtr	4th Qtr
1 THE CODE BREAKER	1	0.0m	0.0m (0)	0.0m (0)	2:40.20	28.40s	28.00s
4 BEAT CITY	2	2.7m	7.1m (1)	8.0m (1)	2:40.40	28.46s	27.64s
2 THE MUSTANG	3	4.1m	4.5m (0)	5.4m (0)	2:40.50	28.46s	27.92s
5 BLITZEMBYE	4	4.7m	2.8m (1)	3.5m (1)	2:40.55	28.44s	28.10s
3 MEA CULPA	5	5.0m	8.8m (0)	9.4m (0)	2:40.57	28.44s	27.71s
6 BROOKIES JET	6	13.5m	13.0m (0)	14.8m (0)	2:41.19	28.52s	27.95s

## Finish Position and metres gained from 800m





## PJ Harness Analyser

*Sectional Analysis Software - Not just a formguide!*

[www.facebook.com/PJHarnessRacing](http://www.facebook.com/PJHarnessRacing)



RISE Digital, Harness Racing Australia nor the provider accepts any responsibility for the completeness or accuracy of any of the information contained herein, and makes no representations about its suitability for any particular purpose. Users should make their own judgements about those matters and/or seek independent advice. You assume all risks associated with use of data provided on this page