


# Northam Race 1 Distance 2190m

Tuesday, 25 July 2023

Gross Time: 2:43.10 MileRate: 1:59.90 LeadTime: 44.20s First Qtr: 31.70s Second Qtr: 29.80s Third Qtr: 28.30s Fourth Qtr: 29.10s

NoHorse	Plc	Mar	800 Posi	400 Posi	Time	3rd Qtr	4th Qtr
9 OPAL HUNTER	1	0.0m	0.0m (1)	0.0m (0)	2:43.10	28.30s	29.10s
7 RAJAH ROCKS	2	18.7m	14.0m (0)	19.8m (1)	2:44.53	28.71s	29.02s
3 THE VAN GOGH CAM	3	19.3m	4.8m (0)	12.8m (1)	2:44.57	28.86s	29.57s
2 VINNIES STAR	4	28.7m	0.4m (0)	9.2m (0)	2:45.29	28.91s	30.51s
1 BANK NOTICE	5	36.6m	8.8m (0)	14.8m (2)	2:45.89	28.71s	30.68s
5 ALLWOODS CHEVRO	6	37.0m	13.8m (1)	33.4m (2)	2:45.92	29.69s	29.36s
6 PRINCE BENSON	7	50.3m	18.6m (1)	39.2m (1)	2:46.94	29.76s	29.90s
8 ROCKIN LE MONDE	8	55.6m	19.0m (0)	31.8m (0)	2:47.34	29.19s	30.82s
4 ROCKSTAR QUALITY	9	81.4m	7.8m (1)	31.6m (1)	2:49.31	29.95s	32.70s
10 TEMPT THE STARS	10	148.7m	23.6m (0)	35.8m (0)	2:54.45	29.06s	37.27s

Finish Position and metres gained from 800m



## PJ Harness Analyser

Sectional Analysis Software – Not just a formguide!

[www.facebook.com/PJHarnessRacing](https://www.facebook.com/PJHarnessRacing)



RISE Digital, Harness Racing Australia nor the provider accepts any responsibility for the completeness or accuracy of any of the information contained herein, and makes no representations about its suitability for any particular purpose. Users should make their own judgements about those matters and/or seek independent advice. You assume all risks associated with use of data provided on this page


# Northam Race 2 Distance 2190m

Tuesday, 25 July 2023

Gross Time: 2:45.90 MileRate: 2:01.90 LeadTime: 44.20s First Qtr: 30.40s Second Qtr: 31.10s Third Qtr: 29.80s Fourth Qtr: 30.40s

NoHorse	Plc	Mar	800 Posi	400 Posi	Time	3rd Qtr	4th Qtr
2 HOOAH	1	0.0m	4.0m (0)	4.0m (0)	2:45.90	29.80s	30.10s
5 PENTHOUSE	2	0.1m	13.8m (1)	6.6m (2)	2:45.91	29.27s	29.91s
6 ALZ SUNSHINE	3	2.5m	0.0m (0)	0.0m (0)	2:46.10	29.80s	30.59s
8 ARKAMARA STAR	4	6.8m	4.6m (1)	8.2m (1)	2:46.44	30.07s	30.29s
9 LUCY HELEN	5	22.0m	17.6m (0)	24.4m (0)	2:47.65	30.31s	30.22s
3 THE WAND WAVER	6	32.7m	0.4m (1)	4.0m (1)	2:48.50	30.05s	32.57s
4 ON GOLDEN ROAD	7	34.7m	9.2m (1)	14.0m (1)	2:48.66	30.14s	31.96s
7 THIS TIME JACKO	8	38.5m	12.8m (0)	18.0m (0)	2:48.96	30.17s	31.95s
1 CONSTELLATIONJEW	9	41.5m	8.0m (0)	11.6m (0)	2:49.20	30.05s	32.66s

## Finish Position and metres gained from 800m



**PJ Harness Analyser**  
Sectional Analysis Software – Not just a formguide!

[www.facebook.com/PJHarnessRacing](http://www.facebook.com/PJHarnessRacing)



RISE Digital, Harness Racing Australia nor the provider accepts any responsibility for the completeness or accuracy of any of the information contained herein, and makes no representations about its suitability for any particular purpose. Users should make their own judgements about those matters and/or seek independent advice. You assume all risks associated with use of data provided on this page

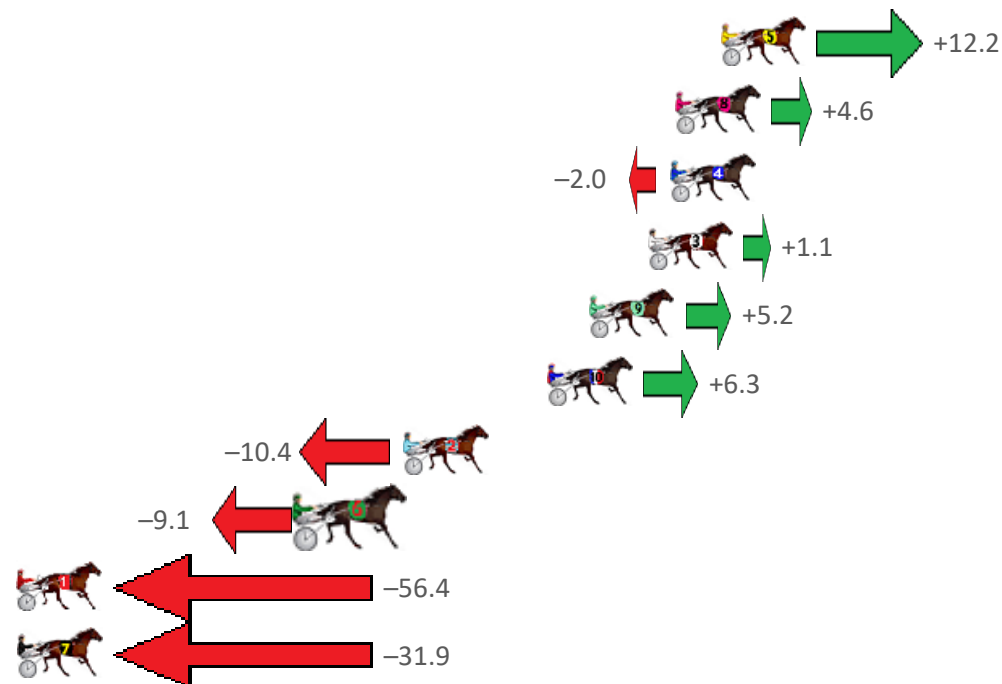
# Northam Race 3 Distance 2190m

Tuesday, 25 July 2023

Gross Time: 2:46.70 MileRate: 2:02.50 LeadTime: 44.20s First Qtr: 31.10s Second Qtr: 30.80s Third Qtr: 30.10s Fourth Qtr: 30.50s

NoHorse	Plc	Mar	800 Posi	400 Posi	Time	3rd Qtr	4th Qtr
5 LILLY LAGUNA	1	0.0m	12.2m (2)	10.6m (2)	2:46.70	29.98s	29.70s
8 LUCKSAFORTUNE	2	1.8m	6.4m (1)	7.6m (1)	2:46.84	30.19s	30.06s
4 NAVAJO TRAILBLAZE	3	2.0m	0.0m (0)	0.0m (0)	2:46.86	30.10s	30.65s
3 FOLLOW THE MILKY	4	2.9m	4.0m (0)	4.0m (0)	2:46.93	30.10s	30.42s
9 THIRTYTHREE TRICKS	5	5.2m	10.4m (1)	10.4m (0)	2:47.12	30.10s	30.11s
10 THATS SO FETCH	6	6.9m	13.2m (0)	13.6m (1)	2:47.25	30.13s	29.99s
2 THE RUNNING CAME	7	12.6m	2.2m (1)	3.2m (1)	2:47.71	30.17s	31.21s
6 PACIFIC EAGLE	8	16.5m	7.4m (2)	6.2m (2)	2:48.02	30.00s	31.28s
1 LAVINJANE	9	65.4m	9.0m (0)	18.6m (0)	2:51.92	30.80s	34.05s
7 ALTA MONTEL	10	171.9m	140.0m (0)	160.0m (0)	3:00.42	31.60s	31.40s

## Finish Position and metres gained from 800m



# PJ Harness Analyser

Sectional Analysis Software – Not just a formguide!

[www.facebook.com/PJHarnessRacing](http://www.facebook.com/PJHarnessRacing)



RISE Digital, Harness Racing Australia nor the provider accepts any responsibility for the completeness or accuracy of any of the information contained herein, and makes no representations about its suitability for any particular purpose. Users should make their own judgements about those matters and/or seek independent advice. You assume all risks associated with use of data provided on this page

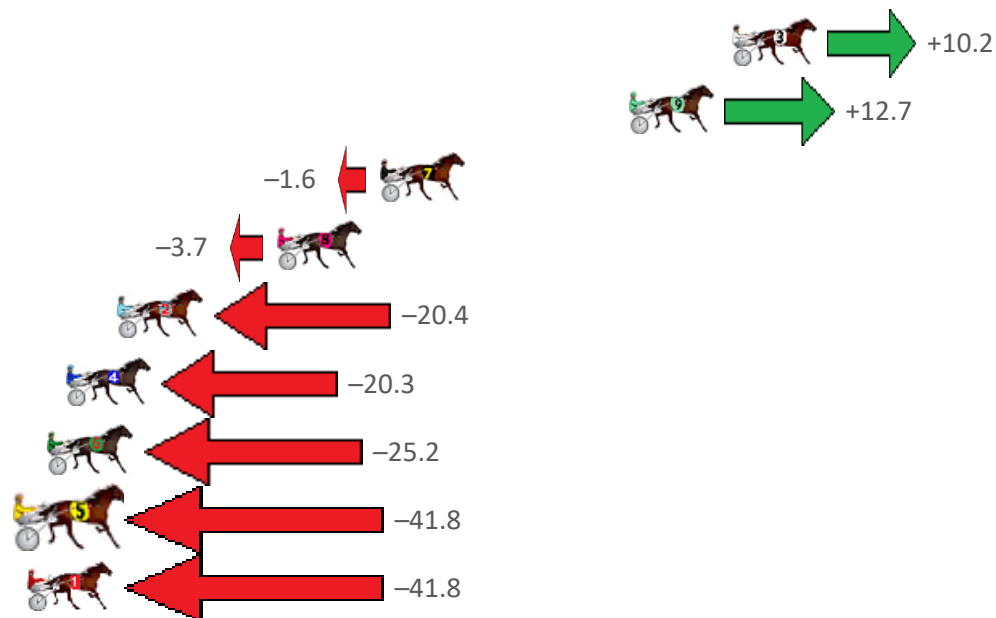
# Northam Race 4 Distance 2190m

Tuesday, 25 July 2023

Gross Time: 2:46.50 MileRate: 2:02.40 LeadTime: 43.30s First Qtr: 32.40s Second Qtr: 31.80s Third Qtr: 29.10s Fourth Qtr: 29.90s

NoHorse	Plc	Mar	800 Posi	400 Posi	Time	3rd Qtr	4th Qtr
3 ART REVIVAL	1	0.0m	10.2m (1)	0.0m (2)	2:46.50	28.35s	29.90s
9 SISTER ACT	2	4.1m	16.8m (2)	5.0m (2)	2:46.82	28.24s	29.83s
7 DYNAMITE BEACH	3	14.0m	12.4m (0)	11.2m (3)	2:47.60	29.01s	30.11s
8 AMERICAN ROCK	4	18.1m	14.4m (1)	11.4m (2)	2:47.92	28.87s	30.40s
2 BATAVIA BLACKHOLE	5	24.4m	4.0m (0)	9.2m (0)	2:48.41	29.47s	31.03s
4 TIGER TOAST	6	26.5m	6.2m (1)	8.2m (1)	2:48.58	29.23s	31.26s
6 ABSOLUTE DELIGHT	7	27.2m	2.0m (1)	4.0m (1)	2:48.63	29.22s	31.62s
5 TENACIOUS GEORGE	8	41.8m	0.0m (0)	5.2m (0)	2:49.77	29.44s	32.62s
1 ADDA PARIS	9	49.8m	8.0m (0)	13.4m (0)	2:50.40	29.46s	32.61s

## Finish Position and metres gained from 800m



# PJ Harness Analyser

Sectional Analysis Software – Not just a formguide!

[www.facebook.com/PJHarnessRacing](https://www.facebook.com/PJHarnessRacing)



RISE Digital, Harness Racing Australia nor the provider accepts any responsibility for the completeness or accuracy of any of the information contained herein, and makes no representations about its suitability for any particular purpose. Users should make their own judgements about those matters and/or seek independent advice. You assume all risks associated with use of data provided on this page

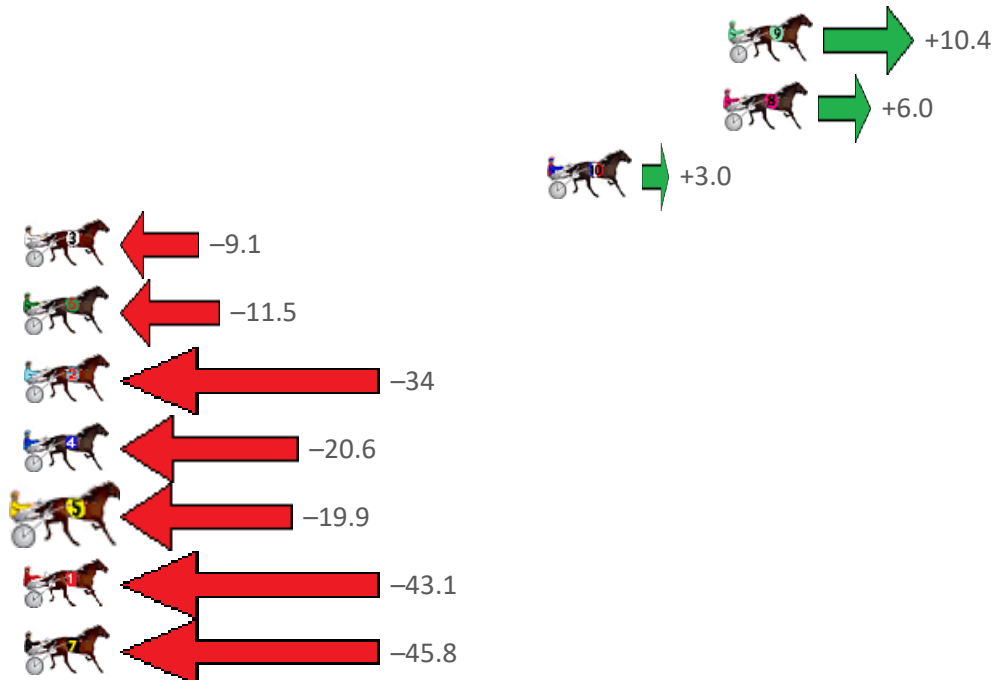
# Northam Race 5 Distance 1780m

Tuesday, 25 July 2023

Gross Time: 2:12.40 MileRate: 1:59.70 LeadTime: 12.40s First Qtr: 30.40s Second Qtr: 29.60s Third Qtr: 29.90s Fourth Qtr: 30.10s

NoHorse	Plc	Mar	800 Posi	400 Posi	Time	3rd Qtr	4th Qtr
9 TOMMY KRUIZE	1	0.0m	10.4m (1)	4.2m (2)	2:12.40	29.44s	29.79s
8 MAJOR DALTON	2	0.2m	6.2m (1)	0.0m (2)	2:12.42	29.44s	30.11s
10 THE WILDCARD	3	7.2m	10.2m (0)	7.0m (1)	2:12.97	29.66s	30.11s
3 MUMMAS LITTLE ST	4	30.1m	21.0m (0)	18.4m (0)	2:14.77	29.70s	30.98s
6 OBSERVATION	5	31.9m	20.4m (1)	5.8m (3)	2:14.91	28.80s	32.05s
2 KNIGHT EAGLE	6	33.8m	0.0m (1)	2.8m (1)	2:15.06	30.10s	32.42s
4 IMMACHULATE	7	35.2m	14.6m (0)	13.2m (0)	2:15.17	29.79s	31.75s
5 BOSTON BLUE CHIP	8	36.1m	16.2m (1)	12.6m (1)	2:15.25	29.63s	31.86s
1 FIRST AIRBORNE	9	44.3m	1.2m (0)	3.6m (0)	2:15.89	30.07s	33.15s
7 SHES A LUCKY PENN	10	52.0m	6.2m (0)	9.0m (0)	2:16.50	30.10s	33.32s

## Finish Position and metres gained from 800m



# PJ Harness Analyser

Sectional Analysis Software – Not just a formguide!

[www.facebook.com/PJHarnessRacing](https://www.facebook.com/PJHarnessRacing)



RISE Digital, Harness Racing Australia nor the provider accepts any responsibility for the completeness or accuracy of any of the information contained herein, and makes no representations about its suitability for any particular purpose. Users should make their own judgements about those matters and/or seek independent advice. You assume all risks associated with use of data provided on this page

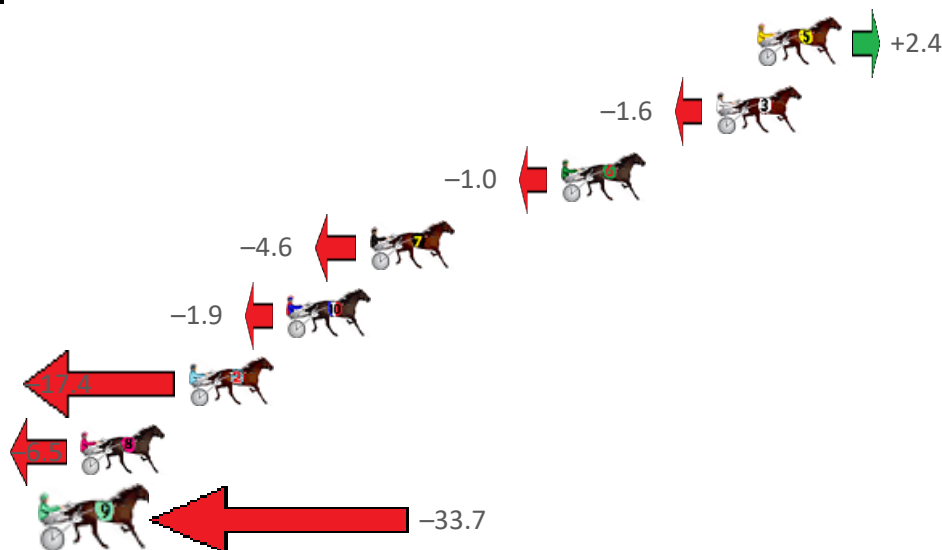
# Northam Race 6 Distance 2190m

Tuesday, 25 July 2023

Gross Time: 2:43.30 MileRate: 2:00.00 LeadTime: 44.60s First Qtr: 31.10s Second Qtr: 30.70s Third Qtr: 28.80s Fourth Qtr: 28.10s

NoHorse	Plc	Mar	800 Posi	400 Posi	Time	3rd Qtr	4th Qtr
5 ALL IS WELL	1	0.0m	2.4m (1)	2.4m (1)	2:43.30	28.80s	27.93s
3 LOUCID DREAMS	2	1.6m	0.0m (0)	0.0m (0)	2:43.42	28.80s	28.21s
6 PATH OF GOLD	3	7.8m	6.8m (1)	6.8m (1)	2:43.88	28.80s	28.17s
7 FRANKIE J HOLDEN	4	15.4m	10.8m (0)	11.2m (1)	2:44.44	28.83s	28.39s
10 KEPTAIN COURAGEO	5	18.7m	16.8m (1)	17.2m (2)	2:44.68	28.83s	28.20s
2 BILLY TO THE MAX	6	22.6m	5.2m (0)	5.2m (0)	2:44.97	28.82s	29.32s
8 MISTER RIGGERS	7	26.9m	20.4m (0)	20.8m (0)	2:45.29	28.83s	28.53s
9 ISAIDBOO	8	46.3m	12.6m (1)	13.2m (2)	2:46.72	28.87s	30.41s

## Finish Position and metres gained from 800m



# PJ Harness Analyser

Sectional Analysis Software – Not just a formguide!

[www.facebook.com/PJHarnessRacing](https://www.facebook.com/PJHarnessRacing)



RISE Digital, Harness Racing Australia nor the provider accepts any responsibility for the completeness or accuracy of any of the information contained herein, and makes no representations about its suitability for any particular purpose. Users should make their own judgements about those matters and/or seek independent advice. You assume all risks associated with use of data provided on this page



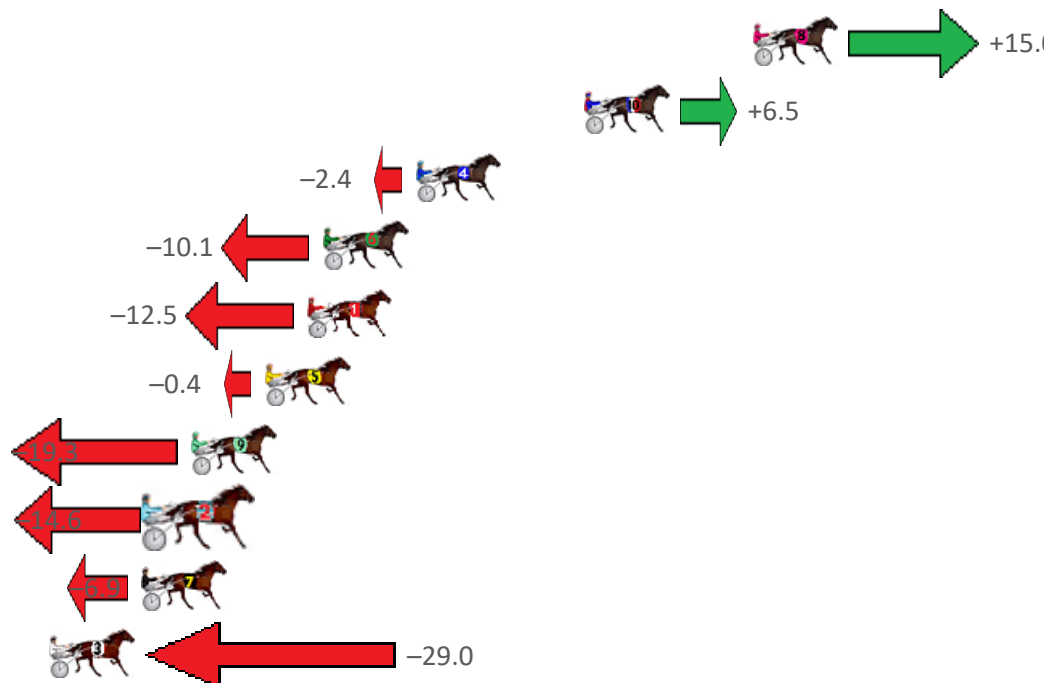
# Northam Race 7 Distance 2190m

Tuesday, 25 July 2023

Gross Time: 2:41.00 MileRate: 1:58.30 LeadTime: 42.70s First Qtr: 30.20s Second Qtr: 30.30s Third Qtr: 28.90s Fourth Qtr: 28.90s

NoHorse	Plc	Mar	800 Posi	400 Posi	Time	3rd Qtr	4th Qtr
8 PAUL EDWARD	1	0.0m	15.0m (1)	8.4m (2)	2:41.00	28.43s	28.30s
10 BEE JAYS BOY	2	6.7m	13.2m (0)	10.2m (1)	2:41.51	28.68s	28.65s
4 LUCKY GALLEON	3	13.4m	11.0m (1)	4.6m (2)	2:42.02	28.44s	29.53s
6 MACHS BETTOR	4	17.1m	7.0m (1)	6.2m (1)	2:42.30	28.84s	29.68s
1 VINTAGE BLU	5	17.7m	5.2m (0)	5.0m (0)	2:42.34	28.89s	29.81s
5 ADDA SPOILT MAJOR	6	19.4m	19.0m (1)	14.6m (1)	2:42.47	28.58s	29.24s
9 ARMA XFACTOR	7	22.3m	3.0m (1)	2.2m (1)	2:42.69	28.84s	30.34s
2 JUSTLIKE TURBO	8	23.8m	9.2m (0)	11.4m (0)	2:42.81	29.06s	29.79s
7 MISTA EDITORIAL	9	24.3m	17.4m (0)	16.8m (0)	2:42.84	28.86s	29.44s
3 IDEAL TOMADO	10	29.0m	0.0m (0)	0.0m (0)	2:43.20	28.90s	30.98s

Finish Position and metres gained from 800m



## PJ Harness Analyser

Sectional Analysis Software – Not just a formguide!

[www.facebook.com/PJHarnessRacing](https://www.facebook.com/PJHarnessRacing)



RISE Digital, Harness Racing Australia nor the provider accepts any responsibility for the completeness or accuracy of any of the information contained herein, and makes no representations about its suitability for any particular purpose. Users should make their own judgements about those matters and/or seek independent advice. You assume all risks associated with use of data provided on this page

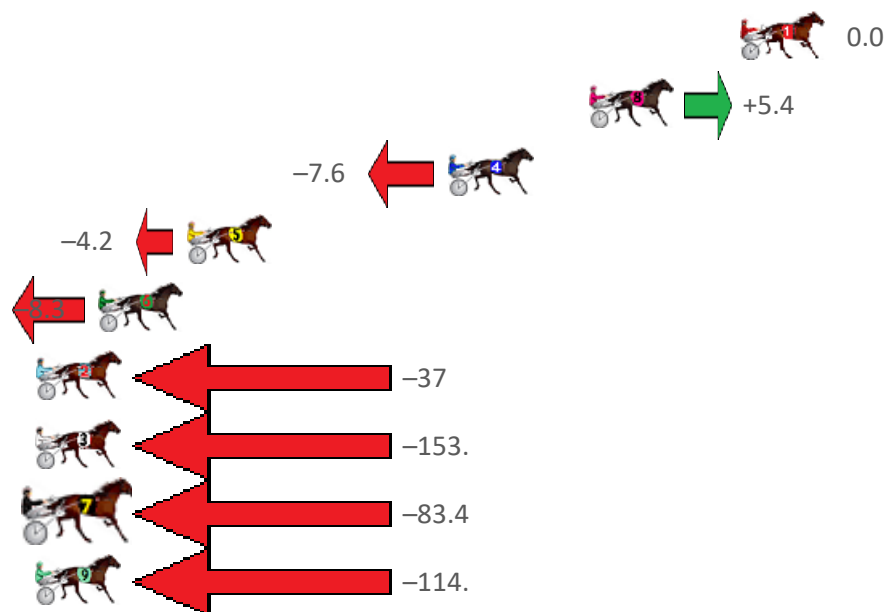
# Northam Race 8 Distance 2560m

Tuesday, 25 July 2023

Gross Time: 3:13.10 MileRate: 2:01.40 LeadTime: 73.20s First Qtr: 29.70s Second Qtr: 29.80s Third Qtr: 29.50s Fourth Qtr: 30.90s

NoHorse	Plc	Mar	800 Posi	400 Posi	Time	3rd Qtr	4th Qtr
1 EXTRAORDINARY MA	1	0.0m	0.0m (0)	0.0m (0)	3:13.10	29.50s	30.90s
8 BEAT THE BANK	2	6.0m	11.4m (1)	7.0m (1)	3:13.58	29.17s	30.82s
4 SKIPPYS DELIGHT	3	11.6m	4.0m (0)	7.0m (0)	3:14.04	29.72s	31.25s
5 LAMANDIER	4	22.0m	17.8m (1)	12.8m (0)	3:14.88	29.11s	31.61s
6 BREWERY LANE	5	25.5m	17.2m (0)	17.0m (0)	3:15.16	29.47s	31.55s
2 DREAMS OF VALHAL	6	61.1m	24.6m (0)	24.8m (0)	3:18.04	29.45s	33.69s
3 HOPE	7	165.5m	12.4m (0)	40.0m (0)	3:26.48	31.35s	40.54s
7 CROWDED REACTOR	8	203.4m	120.0m (0)	160.0m (0)	3:29.54	32.43s	34.23s
9 HOTFOOT IT	9	254.1m	140.0m (0)	180.0m (0)	3:33.64	32.37s	36.59s

Finish Position and metres gained from 800m



## PJ Harness Analyser

Sectional Analysis Software – Not just a formguide!

[www.facebook.com/PJHarnessRacing](https://www.facebook.com/PJHarnessRacing)



RISE Digital, Harness Racing Australia nor the provider accepts any responsibility for the completeness or accuracy of any of the information contained herein, and makes no representations about its suitability for any particular purpose. Users should make their own judgements about those matters and/or seek independent advice. You assume all risks associated with use of data provided on this page



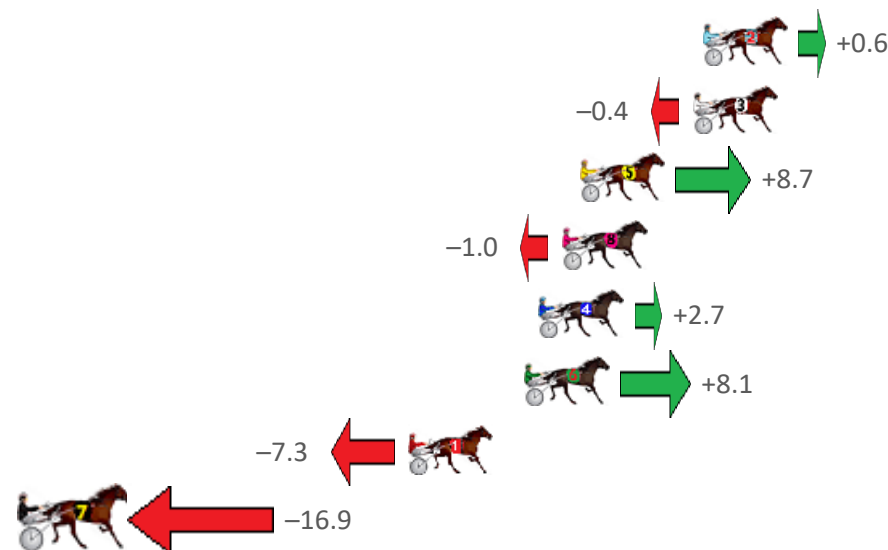
# Northam Race 9 Distance 2190m

Tuesday, 25 July 2023

Gross Time: 2:45.60 MileRate: 2:01.70 LeadTime: 44.80s First Qtr: 31.40s Second Qtr: 30.00s Third Qtr: 29.10s Fourth Qtr: 30.30s

NoHorse	Plc	Mar	800 Posi	400 Posi	Time	3rd Qtr	4th Qtr
2 CLASSNSMART	1	0.0m	0.6m (1)	0.4m (1)	2:45.60	29.09s	30.27s
3 BATAVIA STORM	2	0.4m	0.0m (0)	0.0m (0)	2:45.63	29.10s	30.33s
5 OUR GLOWING STAR	3	4.9m	13.6m (1)	15.8m (1)	2:45.99	29.28s	29.48s
8 MIRACLE MARY	4	5.6m	4.6m (1)	8.2m (1)	2:46.04	29.37s	30.10s
4 VELVET SHADOW	5	6.5m	9.2m (1)	12.0m (0)	2:46.12	29.31s	29.89s
6 RUSINOL	6	7.1m	15.2m (0)	20.2m (1)	2:46.16	29.49s	29.31s
1 LIL DELIGHT	7	11.7m	4.4m (0)	5.6m (0)	2:46.53	29.18s	30.76s
7 BILLY MACK	8	26.7m	9.8m (0)	17.2m (0)	2:47.72	29.63s	31.02s

## Finish Position and metres gained from 800m



# PJ Harness Analyser

Sectional Analysis Software – Not just a formguide!

[www.facebook.com/PJHarnessRacing](http://www.facebook.com/PJHarnessRacing)



RISE Digital, Harness Racing Australia nor the provider accepts any responsibility for the completeness or accuracy of any of the information contained herein, and makes no representations about its suitability for any particular purpose. Users should make their own judgements about those matters and/or seek independent advice. You assume all risks associated with use of data provided on this page

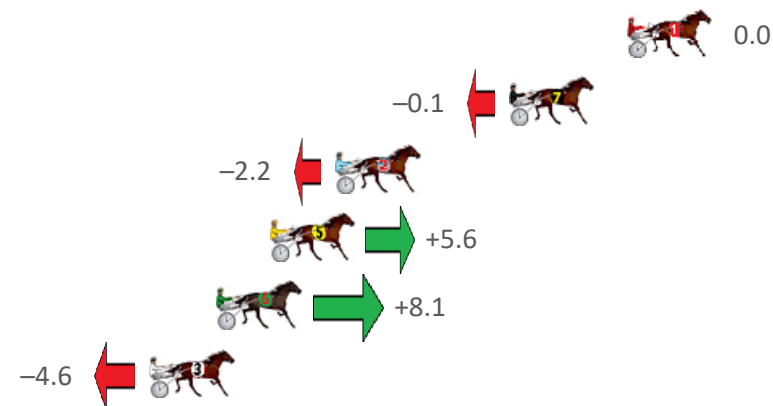
# Northam Race 10 Distance 1780m

Tuesday, 25 July 2023

Gross Time: 2:20.30 MileRate: 2:06.90 LeadTime: 13.80s First Qtr: 33.30s Second Qtr: 32.90s Third Qtr: 31.40s Fourth Qtr: 28.90s

NoHorse	Plc	Mar	800 Posi	400 Posi	Time	3rd Qtr	4th Qtr
1 ROSIES LAST ATTACK	1	0.0m	0.0m (0)	0.0m (0)	2:20.30	31.40s	28.90s
7 CARMELA DOMENIC	2	4.7m	4.6m (0)	4.2m (0)	2:20.66	31.37s	28.94s
2 STAR OF KAOS	3	11.6m	9.4m (0)	8.4m (0)	2:21.18	31.33s	29.13s
5 SHOOT FOR STARDO	4	14.2m	19.8m (0)	14.6m (1)	2:21.38	31.01s	28.87s
6 WEDU WHITBY VOO	5	16.3m	24.4m (0)	9.8m (1)	2:21.54	30.33s	29.37s
3 BATAVIA JANE	6	19.0m	14.4m (0)	12.4m (0)	2:21.74	31.27s	29.37s

## Finish Position and metres gained from 800m







# Harness Analyser

Sectional Analysis Software – Not just a formguide!

[www.facebook.com/PJHarnessRacing](https://www.facebook.com/PJHarnessRacing)



RISE Digital, Harness Racing Australia nor the provider accepts any responsibility for the completeness or accuracy of any of the information contained herein, and makes no representations about its suitability for any particular purpose. Users should make their own judgements about those matters and/or seek independent advice. You assume all risks associated with use of data provided on this page