


Pinjarra Race 1 Distance 2185m

Monday, 3 July 2023

Gross Time: 2:50.20 MileRate: 2:05.40 LeadTime: 46.80s First Qtr: 33.10s Second Qtr: 31.90s Third Qtr: 29.40s Fourth Qtr: 29.00s

NoHorse	Plc	Mar	800 Posi	400 Posi	Time	3rd Qtr	4th Qtr
3 LADYTWO	1	0.0m	4.0m (0)	4.0m (0)	2:50.20	29.40s	28.71s
1 DREAM CONTROL	2	1.7m	0.0m (0)	0.0m (0)	2:50.33	29.40s	29.12s
6 THE WAND WAVER	3	15.2m	14.4m (1)	2.4m (1)	2:51.36	28.54s	29.92s
4 TIFFANY ROBYNE	4	18.7m	12.0m (0)	12.6m (1)	2:51.62	29.45s	29.44s
8 LUCY HELEN	5	18.8m	8.0m (0)	10.4m (0)	2:51.63	29.58s	29.61s
5 MONTEGO	6	22.0m	19.4m (1)	8.2m (1)	2:51.87	28.59s	29.99s
2 SHEEZ BILLIE	7	40.5m	15.8m (0)	24.0m (0)	2:53.28	30.00s	30.19s

Finish Position and metres gained from 800m



PJ Harness Analyser
Sectional Analysis Software - Not just a formguide!

www.facebook.com/PJHarnessRacing



RISE Digital, Harness Racing Australia nor the provider accepts any responsibility for the completeness or accuracy of any of the information contained herein, and makes no representations about its suitability for any particular purpose. Users should make their own judgements about those matters and/or seek independent advice. You assume all risks associated with use of data provided on this page

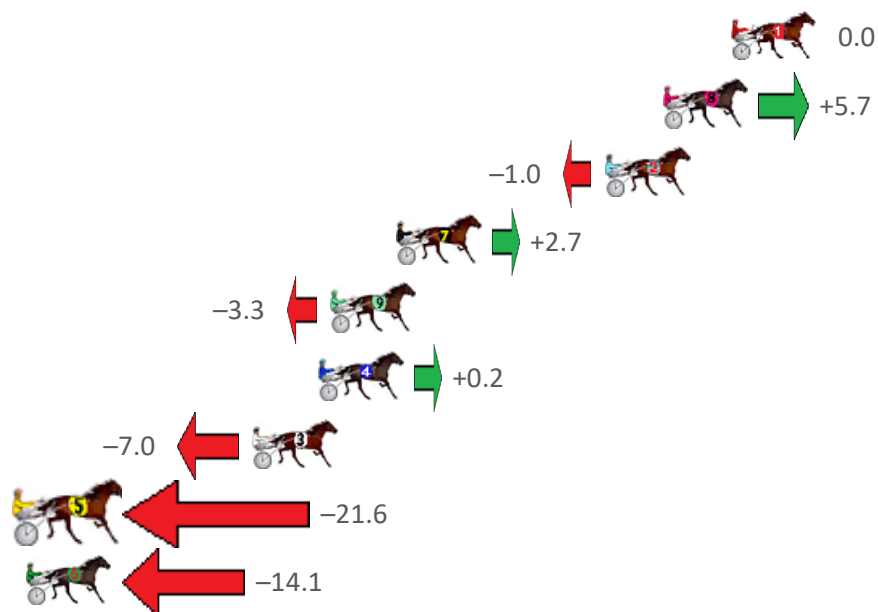
Pinjarra Race 2 Distance 1684m

Monday, 3 July 2023

Gross Time: 2:06.60 MileRate: 2:01.00 LeadTime: 5.40s First Qtr: 30.80s Second Qtr: 31.30s Third Qtr: 29.80s Fourth Qtr: 29.30s

NoHorse	Plc	Mar	800 Posi	400 Posi	Time	3rd Qtr	4th Qtr
1 IM ARTICULATE	1	0.0m	0.0m (0)	0.0m (0)	2:06.60	29.80s	29.30s
8 ROCK THE BANK	2	2.7m	8.4m (0)	9.4m (0)	2:06.81	29.87s	28.81s
2 CUTTING ROSES	3	5.0m	4.0m (0)	4.6m (0)	2:06.98	29.84s	29.33s
7 HOOAH	4	13.3m	16.0m (1)	18.4m (2)	2:07.62	29.97s	28.93s
9 DANNIKA	5	15.9m	12.6m (0)	14.2m (0)	2:07.82	29.92s	29.42s
4 BARDAN KID	6	16.4m	16.6m (0)	18.8m (0)	2:07.86	29.96s	29.13s
3 IMMACHULATE	7	19.0m	12.0m (1)	14.2m (2)	2:08.06	29.96s	29.65s
5 BY SUBMISSION	8	29.0m	7.4m (1)	16.8m (1)	2:08.83	30.50s	30.19s
6 SEVEN MILLION MO	9	34.9m	20.8m (0)	24.6m (0)	2:09.28	30.09s	30.05s

Finish Position and metres gained from 800m



PJ Harness Analyser
Sectional Analysis Software - Not just a formguide!

www.facebook.com/PJHarnessRacing



RISE Digital, Harness Racing Australia nor the provider accepts any responsibility for the completeness or accuracy of any of the information contained herein, and makes no representations about its suitability for any particular purpose. Users should make their own judgements about those matters and/or seek independent advice. You assume all risks associated with use of data provided on this page

Pinjarra Race 3 Distance 2185m

Monday, 3 July 2023

















Gross Time: 2:44.60 MileRate: 2:01.20 LeadTime: 42.50s First Qtr: 30.90s Second Qtr: 30.30s Third Qtr: 31.20s Fourth Qtr: 29.70s

NoHorse	Plc	Mar	800 Posi	400 Posi	Time	3rd Qtr	4th Qtr
2 OUR MAESTOSO	1	0.0m	0.0m (0)	0.0m (0)	2:44.60	31.20s	29.70s

Finish Position and metres gained from 800m



0.0

6 STAY FOCUSED	2	28.0m	6.4m (1)	6.6m (2)	2:46.78	31.26s	31.28s			-21.6
9 ONE BID BUYS	3	40.8m	13.4m (0)	21.4m (0)	2:47.78	31.84s	31.13s			-27.4
4 ELISH STAR	4	49.0m	4.2m (0)	7.2m (0)	2:48.41	31.51s	32.79s			-45
5 MAJESTIC COURTNE	5	53.0m	2.6m (1)	8.4m (1)	2:48.73	31.72s	32.99s			-51
1 PADDY PANTS	6	70.1m	8.8m (0)	16.2m (0)	2:50.06	31.86s	33.68s			-62
8 TAIMATE ANGUS	7	85.9m	15.4m (1)	24.6m (2)	2:51.29	32.01s	34.23s			-70.5
7 FLINGANDWINGIT	8	91.4m	11.2m (1)	23.2m (1)	2:51.71	32.24s	34.74s			-80.2
10 BONNIE RAE	9	245.9m	180.0m (0)	210.0m (0)	3:03.74	33.54s	32.35s			-65.9



PJ Harness Analyser
Sectional Analysis Software - Not just a formguide!

www.facebook.com/PJHarnessRacing



RISE Digital, Harness Racing Australia nor the provider accepts any responsibility for the completeness or accuracy of any of the information contained herein, and makes no representations about its suitability for any particular purpose. Users should make their own judgements about those matters and/or seek independent advice. You assume all risks associated with use of data provided on this page

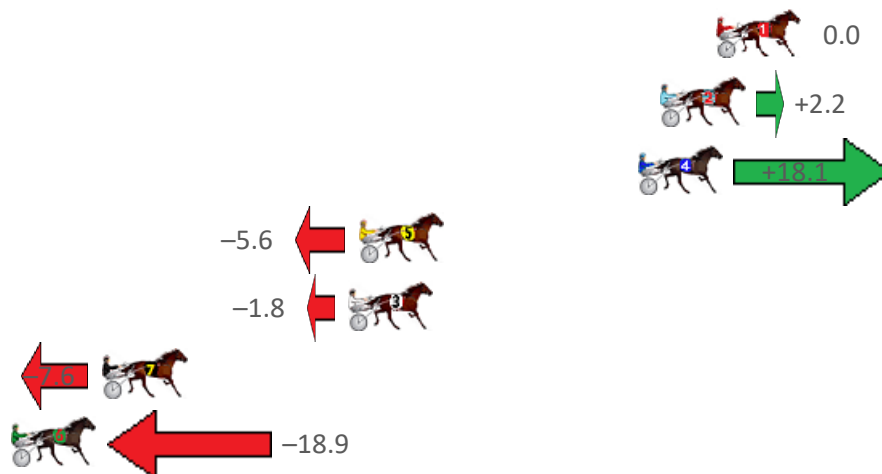
Pinjarra Race 4 Distance 2185m

Monday, 3 July 2023

Gross Time: 2:43.00 MileRate: 2:00.00 LeadTime: 41.50s First Qtr: 32.60s Second Qtr: 31.00s Third Qtr: 30.70s Fourth Qtr: 27.20s

NoHorse	Plc	Mar	800 Posi	400 Posi	Time	3rd Qtr	4th Qtr
1 ALL IS WELL	1	0.0m	0.0m (0)	0.0m (0)	2:43.00	30.70s	27.20s
2 SHELL SHOCK	2	2.2m	4.4m (0)	4.8m (0)	2:43.16	30.72s	27.02s
4 WILLIAM GEES LEGA	3	3.1m	21.2m (0)	5.0m (1)	2:43.22	29.53s	27.07s
5 SPRING LINE	4	14.2m	8.6m (0)	8.8m (0)	2:44.02	30.74s	27.57s
3 ALFREDI	5	14.6m	12.8m (0)	12.2m (1)	2:44.05	30.67s	27.36s
7 ALLWOOD WIZARD	6	24.4m	16.8m (0)	16.8m (0)	2:44.75	30.73s	27.71s
6 DESIDERIO	7	44.3m	25.4m (0)	17.2m (1)	2:46.17	30.23s	29.03s

Finish Position and metres gained from 800m







PJ Harness Analyser

Sectional Analysis Software - Not just a formguide!

www.facebook.com/PJHarnessRacing



RISE Digital, Harness Racing Australia nor the provider accepts any responsibility for the completeness or accuracy of any of the information contained herein, and makes no representations about its suitability for any particular purpose. Users should make their own judgements about those matters and/or seek independent advice. You assume all risks associated with use of data provided on this page


Pinjarra Race 5 Distance 2185m

Monday, 3 July 2023

Gross Time: 2:46.00 MileRate: 2:02.30 LeadTime: 44.00s First Qtr: 31.60s Second Qtr: 32.10s Third Qtr: 30.00s Fourth Qtr: 28.30s

NoHorse	Plc	Mar	800 Posi	400 Posi	Time	3rd Qtr	4th Qtr
12 DOCTOR CATHERINE	1	0.0m	13.0m (2)	4.6m (2)	2:46.00	29.38s	27.98s
5 CHERRY ON THE CAK	2	1.3m	0.0m (0)	0.0m (0)	2:46.10	30.00s	28.39s
9 ARTISTIC SCRIBE	3	4.5m	8.2m (2)	0.4m (2)	2:46.33	29.44s	28.59s
1 RADIANT BAY	4	5.5m	4.0m (0)	4.0m (0)	2:46.41	30.00s	28.41s
2 EASTON QUALITY	5	5.7m	8.0m (0)	8.4m (0)	2:46.42	30.02s	28.11s
7 ROCKIN THE TREND	6	6.5m	1.6m (1)	0.0m (1)	2:46.48	29.90s	28.76s
11 CYNTHIA MAE	7	15.5m	13.2m (1)	9.2m (2)	2:47.15	29.72s	28.74s
3 ASHANTI PRINCESS	8	17.6m	5.6m (1)	4.4m (1)	2:47.31	29.94s	29.23s
8 ASHIMA	9	18.4m	12.2m (0)	13.4m (1)	2:47.37	30.10s	28.65s
4 EGYPTIAN QUEEN	10	24.6m	24.2m (0)	17.4m (1)	2:47.83	29.52s	28.81s
10 LIL DELIGHT	11	26.9m	16.0m (0)	17.4m (0)	2:48.00	30.12s	28.97s
6 TIGER TOAST	12	34.1m	20.2m (0)	21.6m (0)	2:48.54	30.13s	29.18s

Finish Position and metres gained from 800m



PJ Harness Analyser
Sectional Analysis Software - Not just a formguide!

www.facebook.com/PJHarnessRacing



RISE Digital, Harness Racing Australia nor the provider accepts any responsibility for the completeness or accuracy of any of the information contained herein, and makes no representations about its suitability for any particular purpose. Users should make their own judgements about those matters and/or seek independent advice. You assume all risks associated with use of data provided on this page

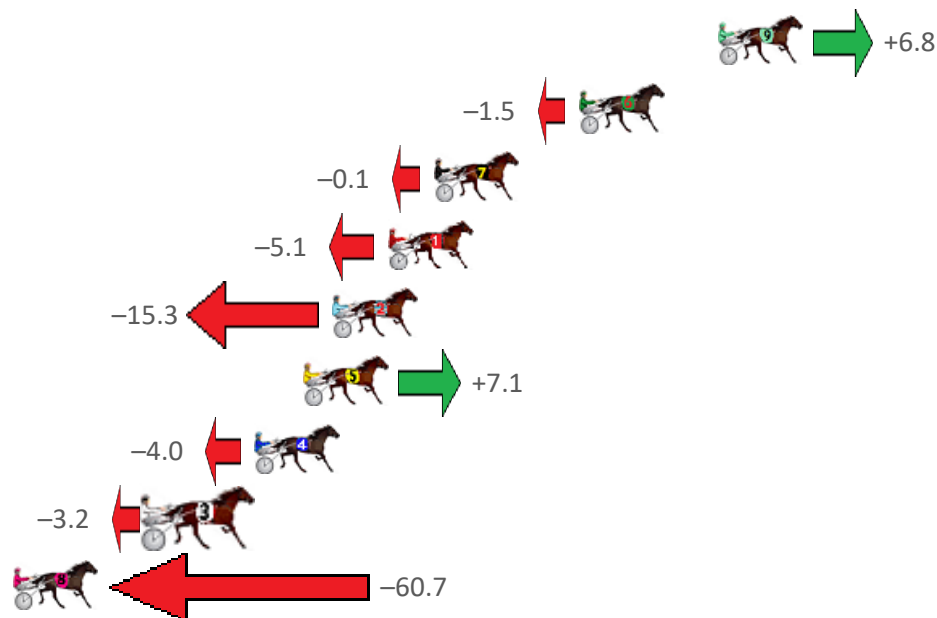
Pinjarra Race 6 Distance 2116m

Monday, 3 July 2023

Gross Time: 2:38.40 MileRate: 1:58.20 LeadTime: 39.80s First Qtr: 30.80s Second Qtr: 30.30s Third Qtr: 28.90s Fourth Qtr: 28.60s

NoHorse	Plc	Mar	800 Posi	400 Posi	Time	3rd Qtr	4th Qtr
9 BEAT THE BANK	1	0.0m	6.8m (1)	0.6m (1)	2:38.40	28.46s	28.56s
6 EXTRAORDINARY MA	2	5.5m	4.0m (0)	4.0m (0)	2:38.81	28.90s	28.71s
7 CHEDDAR IS BETTER	3	11.3m	11.2m (1)	5.4m (1)	2:39.25	28.49s	29.02s
1 ISAIDBOO	4	13.1m	8.0m (0)	8.2m (0)	2:39.38	28.92s	28.95s
2 SKIPPYS DELIGHT	5	15.3m	0.0m (0)	0.0m (0)	2:39.55	28.91s	29.69s
5 GOOD DAY SUNSHIN	6	16.5m	23.6m (0)	17.8m (0)	2:39.64	28.48s	28.51s
4 COHLIN	7	18.4m	14.4m (0)	10.2m (1)	2:39.78	28.60s	29.18s
3 THE FREELANCER	8	22.4m	19.2m (0)	13.4m (0)	2:40.08	28.49s	29.24s
8 HES A COOL MACH	9	89.1m	28.4m (0)	24.2m (0)	2:45.09	28.62s	33.21s

Finish Position and metres gained from 800m



PJ Harness Analyser
Sectional Analysis Software - Not just a formguide!

www.facebook.com/PJHarnessRacing



RISE Digital, Harness Racing Australia nor the provider accepts any responsibility for the completeness or accuracy of any of the information contained herein, and makes no representations about its suitability for any particular purpose. Users should make their own judgements about those matters and/or seek independent advice. You assume all risks associated with use of data provided on this page

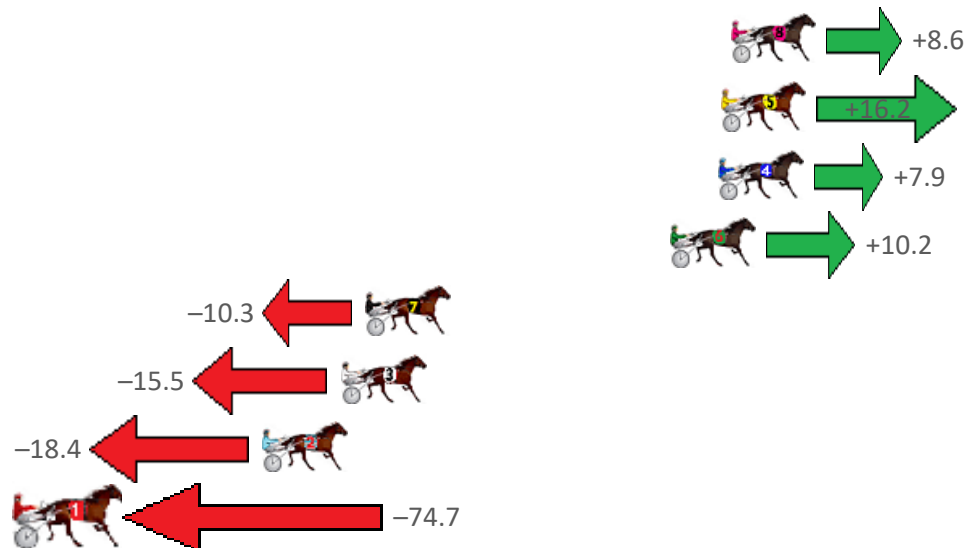
Pinjarra Race 7 Distance 2692m

Monday, 3 July 2023

Gross Time: 3:20.50 MileRate: 1:59.80 LeadTime: 80.40s First Qtr: 30.00s Second Qtr: 30.40s Third Qtr: 29.70s Fourth Qtr: 30.00s

NoHorse	Plc	Mar	800 Posi	400 Posi	Time	3rd Qtr	4th Qtr
8 ALFA PRINCE	1	0.0m	8.6m (0)	8.0m (1)	3:20.50	29.66s	29.40s
5 STORMYSKYES	2	0.4m	16.6m (0)	14.2m (1)	3:20.53	29.53s	28.97s
4 LUCKY GALLEON	3	0.5m	8.4m (1)	3.0m (2)	3:20.54	29.30s	29.81s
6 SAHARA STORM	4	2.4m	12.6m (0)	9.2m (2)	3:20.69	29.45s	29.49s
7 POWER AND GRACE	5	14.5m	4.2m (1)	4.6m (0)	3:21.64	29.73s	30.74s
3 GREGARMY	6	15.5m	0.0m (1)	0.8m (1)	3:21.72	29.75s	31.10s
2 FESS UP	7	18.6m	0.2m (0)	0.0m (0)	3:21.96	29.68s	31.39s
1 HEZA HEAD HONCH	8	79.3m	4.6m (0)	11.0m (0)	3:26.73	30.15s	35.09s

Finish Position and metres gained from 800m



PJ Harness Analyser

Sectional Analysis Software - Not just a formguide!

www.facebook.com/PJHarnessRacing



RISE Digital, Harness Racing Australia nor the provider accepts any responsibility for the completeness or accuracy of any of the information contained herein, and makes no representations about its suitability for any particular purpose. Users should make their own judgements about those matters and/or seek independent advice. You assume all risks associated with use of data provided on this page

Pinjarra Race 8 Distance 2185m

Monday, 3 July 2023

Gross Time: 2:41.40 MileRate: 1:58.90 LeadTime: 42.20s First Qtr: 31.80s Second Qtr: 29.30s Third Qtr: 29.90s Fourth Qtr: 28.20s

NoHorse	Plc	Mar	800 Posi	400 Posi	Time	3rd Qtr	4th Qtr
3 TURN THE PAGE	1	0.0m 2.2m (1)	0.0m (1)	2:41.40	29.74s	28.20s	

Finish Position and metres gained from 800m



4 COLORADO BANNER	2	20.8m 11.4m (1)	11.2m (1)	2:42.94	29.91s	28.87s	-9.4
8 TIZA WISH	3	32.3m 8.2m (0)	11.2m (0)	2:43.79	30.16s	29.68s	-24.1
2 HEZ ALL THE RAGE	4	35.0m 0.0m (0)	2.6m (0)	2:43.99	30.16s	30.47s	-35
7 THE MIGHTY WARRI	5	35.6m 25.0m (0)	23.0m (0)	2:44.04	29.78s	29.08s	-10.6
1 SOHO CONFIDENTIA	6	35.6m 4.0m (0)	7.2m (0)	2:44.04	30.19s	30.19s	-32
9 IM ROCKIN ROD	7	40.5m 7.0m (1)	7.0m (1)	2:44.40	29.97s	30.55s	-33.5
5 ELEPHANT ROCK	8	63.8m 18.4m (1)	17.4m (1)	2:46.13	29.93s	31.45s	-45.4
10 LUKES MISTAKE	9	69.3m 15.0m (0)	17.4m (0)	2:46.54	30.18s	31.84s	-54.3



PJ Harness Analyser
Sectional Analysis Software - Not just a formguide!

www.facebook.com/PJHarnessRacing



RISE Digital, Harness Racing Australia nor the provider accepts any responsibility for the completeness or accuracy of any of the information contained herein, and makes no representations about its suitability for any particular purpose. Users should make their own judgements about those matters and/or seek independent advice. You assume all risks associated with use of data provided on this page

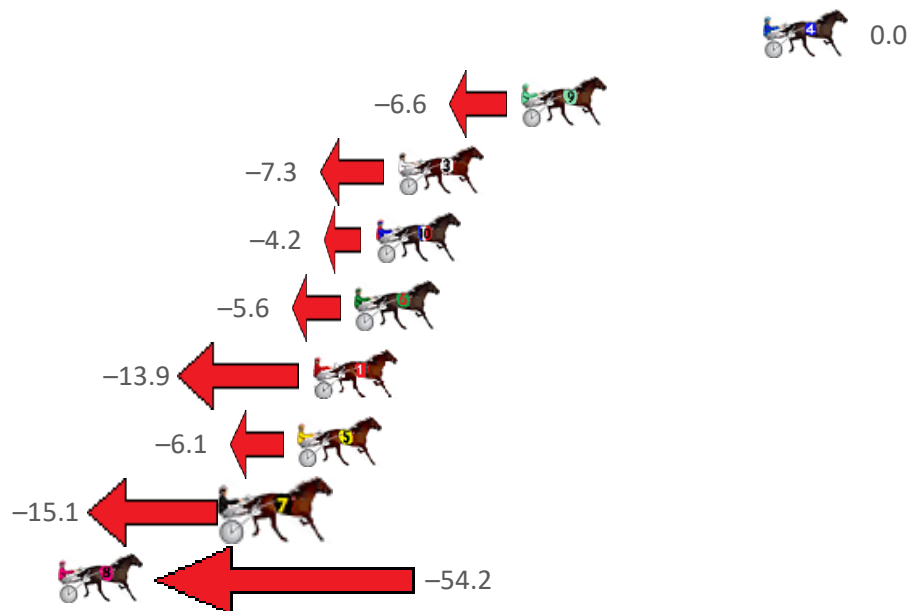
Pinjarra Race 9 Distance 2185m

Monday, 3 July 2023

Gross Time: 2:40.40 MileRate: 1:58.20 LeadTime: 42.90s First Qtr: 30.60s Second Qtr: 29.10s Third Qtr: 28.80s Fourth Qtr: 29.00s

NoHorse	Plc	Mar	800 Posi	400 Posi	Time	3rd Qtr	4th Qtr
4 ROCKNROLL SASS	1	0.0m	0.0m (0)	0.0m (0)	2:40.40	28.80s	29.00s
9 CYCLONE CHARLOTT	2	9.6m	3.0m (1)	1.6m (1)	2:41.13	28.70s	29.58s
3 DONTWAITFORME	3	14.5m	7.2m (1)	7.8m (1)	2:41.50	28.84s	29.48s
10 REBLINE	4	15.4m	11.2m (1)	12.2m (1)	2:41.57	28.87s	29.23s
6 GOODEALEHMADDIE	5	16.2m	10.6m (2)	8.4m (2)	2:41.63	28.64s	29.56s
1 ICY WINDS	6	17.9m	4.0m (0)	4.0m (0)	2:41.76	28.80s	30.00s
5 TOTAL ECLIPSE	7	18.5m	12.4m (0)	16.4m (0)	2:41.81	29.09s	29.15s
7 MALAKIE	8	21.1m	6.0m (2)	4.0m (2)	2:42.01	28.65s	30.23s
8 SECRET REACTION	9	62.4m	8.2m (0)	12.4m (0)	2:45.15	29.09s	32.60s

Finish Position and metres gained from 800m



PJ Harness Analyser
Sectional Analysis Software - Not just a formguide!

www.facebook.com/PJHarnessRacing



RISE Digital, Harness Racing Australia nor the provider accepts any responsibility for the completeness or accuracy of any of the information contained herein, and makes no representations about its suitability for any particular purpose. Users should make their own judgements about those matters and/or seek independent advice. You assume all risks associated with use of data provided on this page