


# Pinjarra Race 1 Distance 2116m

Monday, 10 July 2023

Gross Time: 2:44.20 MileRate: 2:04.90 LeadTime: 42.60s First Qtr: 31.10s Second Qtr: 31.30s Third Qtr: 29.90s Fourth Qtr: 29.30s

NoHorse	Plc	Mar	800 Posi	400 Posi	Time	3rd Qtr	4th Qtr
2 BONNIE RAE	1	0.0m	4.6m (0)	0.0m (1)	2:44.20	29.56s	29.30s
5 STAY FOCUSED	2	18.3m	20.1m (1)	8.7m (1)	2:45.61	29.04s	30.07s
1 THE BEAT	3	29.8m	16.7m (0)	13.1m (0)	2:46.49	29.62s	30.63s
3 IM GAVOCHE	4	30.8m	0.0m (0)	3.5m (0)	2:46.57	30.16s	31.41s
6 WESTLAND PEAK	5	38.0m	24.7m (1)	21.5m (1)	2:47.12	29.64s	30.64s
4 THE HONOURS	6	65.0m	16.4m (1)	19.6m (0)	2:49.19	30.12s	32.85s

Finish Position and metres gained from 800m



## PJ Harness Analyser

Sectional Analysis Software – Not just a formguide!

[www.facebook.com/PJHarnessRacing](https://www.facebook.com/PJHarnessRacing)



RISE Digital, Harness Racing Australia nor the provider accepts any responsibility for the completeness or accuracy of any of the information contained herein, and makes no representations about its suitability for any particular purpose. Users should make their own judgements about those matters and/or seek independent advice. You assume all risks associated with use of data provided on this page

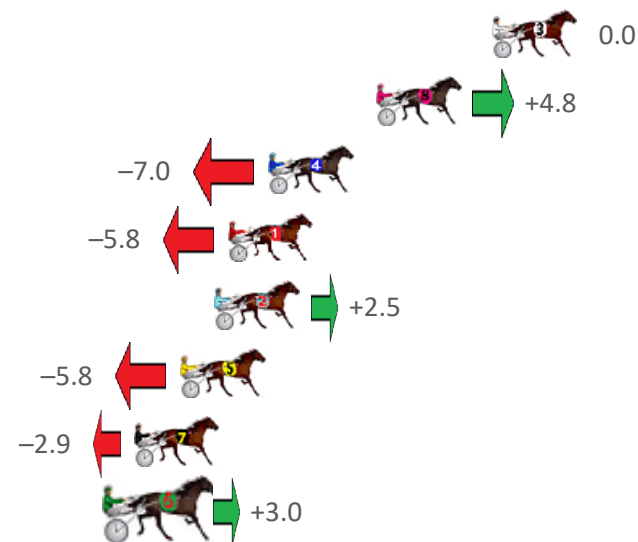
# Pinjarra Race 2 Distance 2185m

Monday, 10 July 2023

Gross Time: 2:45.00 MileRate: 2:01.50 LeadTime: 45.50s First Qtr: 31.10s Second Qtr: 30.80s Third Qtr: 29.20s Fourth Qtr: 28.40s

NoHorse	Plc	Mar	800 Posi	400 Posi	Time	3rd Qtr	4th Qtr
3 GREVIS	1	0.0m	0.0m (0)	0.0m (0)	2:45.00	29.20s	28.40s
8 RAJAH ROCKS	2	4.6m	9.4m (0)	9.5m (0)	2:45.34	29.20s	28.06s
4 GAITCRASHER	3	8.9m	1.9m (1)	2.0m (1)	2:45.66	29.20s	28.92s
1 ALLWOODS CHEVRO	4	10.5m	4.7m (0)	5.0m (0)	2:45.78	29.22s	28.82s
2 STELLAR EDITION	5	11.0m	13.5m (0)	13.4m (0)	2:45.82	29.18s	28.26s
5 KURIOUS BOY	6	12.4m	6.6m (1)	6.7m (1)	2:45.93	29.20s	28.85s
7 TERASITA	7	14.2m	11.3m (1)	10.3m (1)	2:46.06	29.12s	28.72s
6 ROMAN ATTACK	8	14.9m	17.9m (0)	14.3m (1)	2:46.11	28.92s	28.49s

## Finish Position and metres gained from 800m



# PJ Harness Analyser

Sectional Analysis Software – Not just a formguide!

[www.facebook.com/PJHarnessRacing](https://www.facebook.com/PJHarnessRacing)



RISE Digital, Harness Racing Australia nor the provider accepts any responsibility for the completeness or accuracy of any of the information contained herein, and makes no representations about its suitability for any particular purpose. Users should make their own judgements about those matters and/or seek independent advice. You assume all risks associated with use of data provided on this page

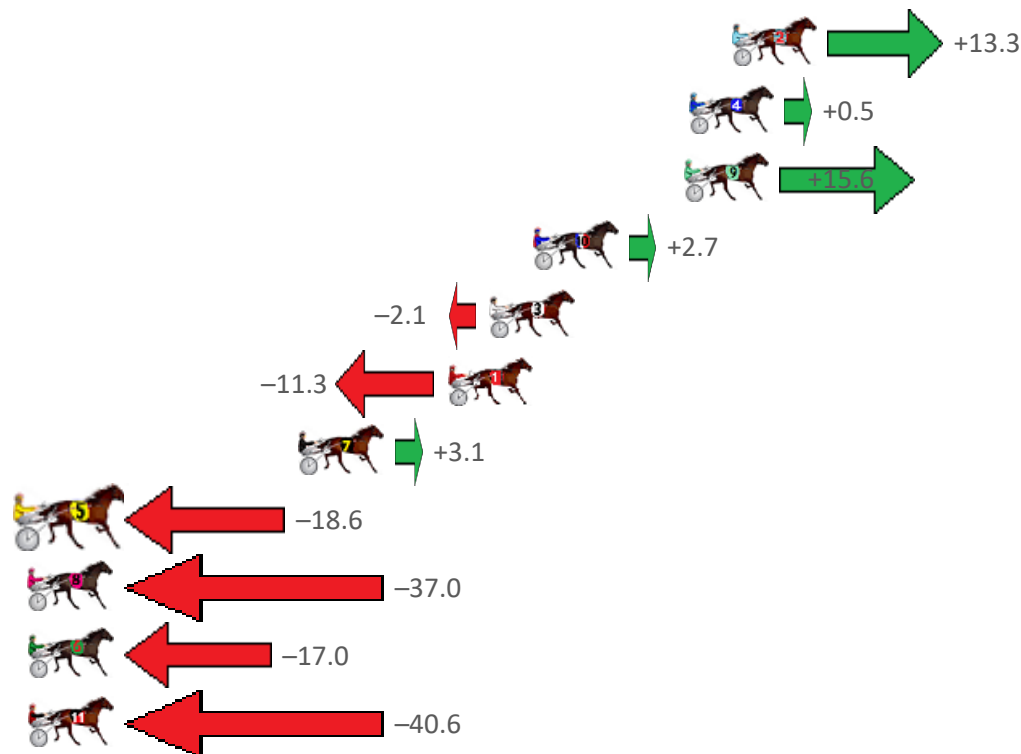
# Pinjarra Race 3 Distance 1684m

Monday, 10 July 2023

Gross Time: 2:04.10 MileRate: 1:58.60 LeadTime: 5.80s First Qtr: 28.50s Second Qtr: 31.10s Third Qtr: 28.90s Fourth Qtr: 29.80s

NoHorse	Plc	Mar	800 Posi	400 Posi	Time	3rd Qtr	4th Qtr
2 DEE JAYS BIG BOY	1	0.0m	13.3m (1)	15.6m (1)	2:04.10	29.08s	28.66s
4 ROCK THE BANK	2	1.7m	2.2m (1)	4.7m (0)	2:04.23	29.08s	29.59s
9 HOOAH	3	1.9m	17.5m (1)	19.7m (1)	2:04.25	29.08s	28.51s
10 INTERNAL AFFAIRS	4	7.9m	10.6m (0)	18.6m (0)	2:04.72	29.50s	29.06s
3 HUGHEY	5	9.6m	7.5m (1)	11.2m (1)	2:04.85	29.18s	29.73s
1 DREAM CONTROL	6	11.3m	0.0m (0)	0.0m (0)	2:04.98	28.90s	30.68s
7 SWEET DUNCAN	7	17.2m	20.3m (0)	24.1m (1)	2:05.44	29.20s	29.38s
5 LUCY HELEN	8	41.4m	22.8m (1)	27.3m (2)	2:07.33	29.25s	31.04s
8 KINSAABI	9	42.6m	5.6m (0)	14.5m (0)	2:07.43	29.56s	32.07s
6 MINNENOOKA	10	42.6m	25.6m (0)	27.8m (0)	2:07.43	29.09s	31.10s
11 THIS TIME JACKO	11	56.2m	15.6m (0)	23.6m (0)	2:08.49	29.50s	32.47s

## Finish Position and metres gained from 800m



**PJ Harness Analyser**  
Sectional Analysis Software – Not just a formguide!

[www.facebook.com/PJHarnessRacing](https://www.facebook.com/PJHarnessRacing)



RISE Digital, Harness Racing Australia nor the provider accepts any responsibility for the completeness or accuracy of any of the information contained herein, and makes no representations about its suitability for any particular purpose. Users should make their own judgements about those matters and/or seek independent advice. You assume all risks associated with use of data provided on this page


# Pinjarra Race 4 Distance 2185m

Monday, 10 July 2023

Gross Time: 2:45.10 MileRate: 2:01.60 LeadTime: 44.50s First Qtr: 31.00s Second Qtr: 31.70s Third Qtr: 28.60s Fourth Qtr: 29.30s

NoHorse	Plc	Mar	800 Posi	400 Posi	Time	3rd Qtr	4th Qtr
3 DANNIKA	1	0.0m	4.2m (1)	1.7m (1)	2:45.10	28.42s	29.18s
4 ROSIES LAST ATTACK	2	1.4m	0.0m (0)	0.0m (0)	2:45.21	28.60s	29.41s
5 CUTTING ROSES	3	13.0m	8.4m (1)	5.8m (1)	2:46.10	28.42s	29.88s
1 DEBRENIKA	4	25.3m	4.5m (0)	4.7m (0)	2:47.04	28.62s	30.90s
2 BY SUBMISSION	5	33.3m	10.4m (0)	12.5m (0)	2:47.66	28.76s	30.96s
7 HITCH HIKER	6	41.9m	12.9m (1)	12.5m (1)	2:48.32	28.58s	31.62s
6 STAR OF KAOS	7	55.3m	17.5m (0)	20.3m (0)	2:49.35	28.82s	32.09s

## Finish Position and metres gained from 800m







# PJ Harness Analyser

Sectional Analysis Software – Not just a formguide!

[www.facebook.com/PJHarnessRacing](https://www.facebook.com/PJHarnessRacing)



RISE Digital, Harness Racing Australia nor the provider accepts any responsibility for the completeness or accuracy of any of the information contained herein, and makes no representations about its suitability for any particular purpose. Users should make their own judgements about those matters and/or seek independent advice. You assume all risks associated with use of data provided on this page

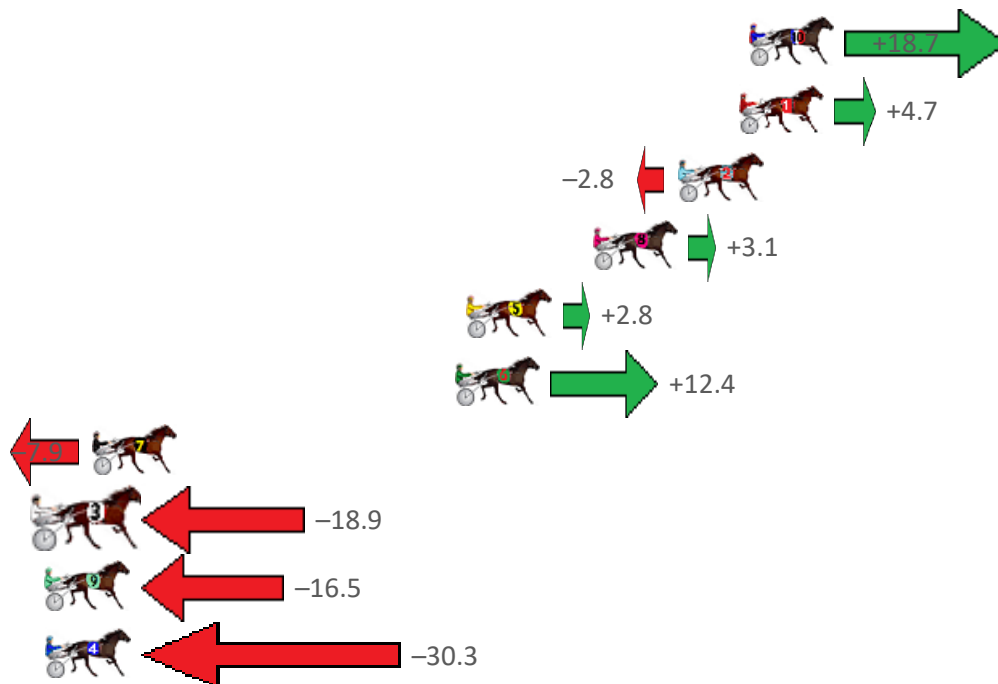
# Pinjarra Race 5 Distance 2185m

Monday, 10 July 2023

Gross Time: 2:44.80 MileRate: 2:01.40 LeadTime: 43.80s First Qtr: 31.80s Second Qtr: 31.20s Third Qtr: 28.70s Fourth Qtr: 29.30s

NoHorse	Plc	Mar	800 Posi	400 Posi	Time	3rd Qtr	4th Qtr
10 HUNT THE MAGIC	1	0.0m	18.7m (1)	12.8m (2)	2:44.80	28.28s	28.38s
1 ASHANTI PRINCESS	2	0.4m	5.1m (0)	4.4m (0)	2:44.83	28.66s	29.01s
2 UNEARTHED	3	2.8m	0.0m (0)	0.0m (0)	2:45.02	28.70s	29.52s
8 IDEAL IVANA	4	6.2m	9.3m (0)	8.6m (0)	2:45.28	28.66s	29.16s
5 RADIANT BAY	5	11.2m	14.0m (0)	12.5m (0)	2:45.66	28.60s	29.26s
6 NEVER FORGET ADD	6	11.7m	24.1m (1)	17.5m (2)	2:45.70	28.24s	28.94s
7 ZIGGEY	7	26.1m	18.2m (0)	16.7m (0)	2:46.81	28.60s	30.11s
3 SHES A LUCKY PENN	8	28.9m	10.0m (1)	8.6m (1)	2:47.02	28.60s	30.90s
9 BILLIE JOE STAR	9	30.7m	14.2m (1)	12.5m (1)	2:47.16	28.58s	30.76s
4 NYARNYEE NAVAJO	10	36.1m	5.8m (1)	4.6m (1)	2:47.57	28.61s	31.74s

## Finish Position and metres gained from 800m



# PJ Harness Analyser

Sectional Analysis Software - Not just a formguide!

[www.facebook.com/PJHarnessRacing](http://www.facebook.com/PJHarnessRacing)



RISE Digital, Harness Racing Australia nor the provider accepts any responsibility for the completeness or accuracy of any of the information contained herein, and makes no representations about its suitability for any particular purpose. Users should make their own judgements about those matters and/or seek independent advice. You assume all risks associated with use of data provided on this page

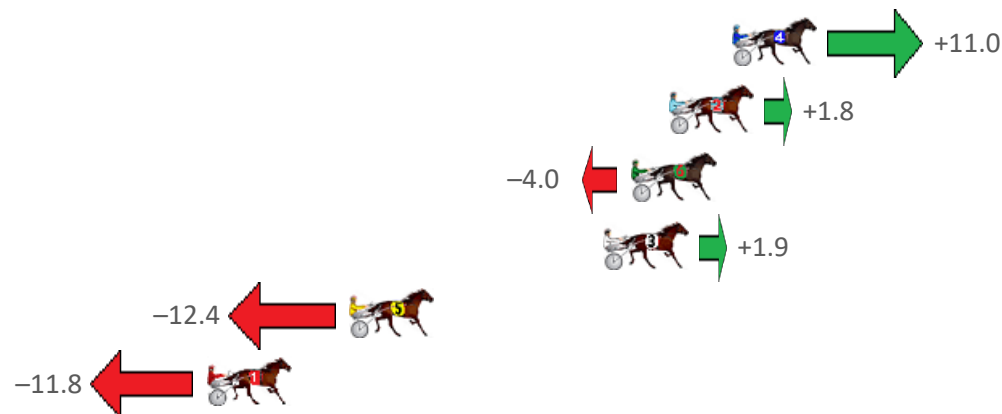
# Pinjarra Race 6 Distance 2185m

Monday, 10 July 2023

Gross Time: 2:38.90 MileRate: 1:57.10 LeadTime: 43.30s First Qtr: 29.70s Second Qtr: 29.00s Third Qtr: 28.40s Fourth Qtr: 28.50s

NoHorse	Plc	Mar	800 Posi	400 Posi	Time	3rd Qtr	4th Qtr
4 BEYOND THE SEA	1	0.0m	11.0m (1)	10.2m (1)	2:38.90	28.34s	27.78s
2 BEE JAYS BOY	2	2.5m	4.3m (0)	3.7m (0)	2:39.09	28.36s	28.43s
6 BLAZE COOPS	3	4.0m	0.0m (0)	0.0m (0)	2:39.20	28.40s	28.80s
3 COWBOYS N BANDIT	4	5.1m	7.0m (1)	5.7m (2)	2:39.28	28.30s	28.48s
5 GREGARMY	5	15.2m	2.8m (1)	3.7m (1)	2:40.04	28.46s	29.38s
1 ALLWOOD WIZARD	6	20.9m	9.1m (0)	9.3m (0)	2:40.46	28.42s	29.40s

## Finish Position and metres gained from 800m







# Harness Analyser

Sectional Analysis Software – Not just a formguide!

[www.facebook.com/PJHarnessRacing](https://www.facebook.com/PJHarnessRacing)



RISE Digital, Harness Racing Australia nor the provider accepts any responsibility for the completeness or accuracy of any of the information contained herein, and makes no representations about its suitability for any particular purpose. Users should make their own judgements about those matters and/or seek independent advice. You assume all risks associated with use of data provided on this page

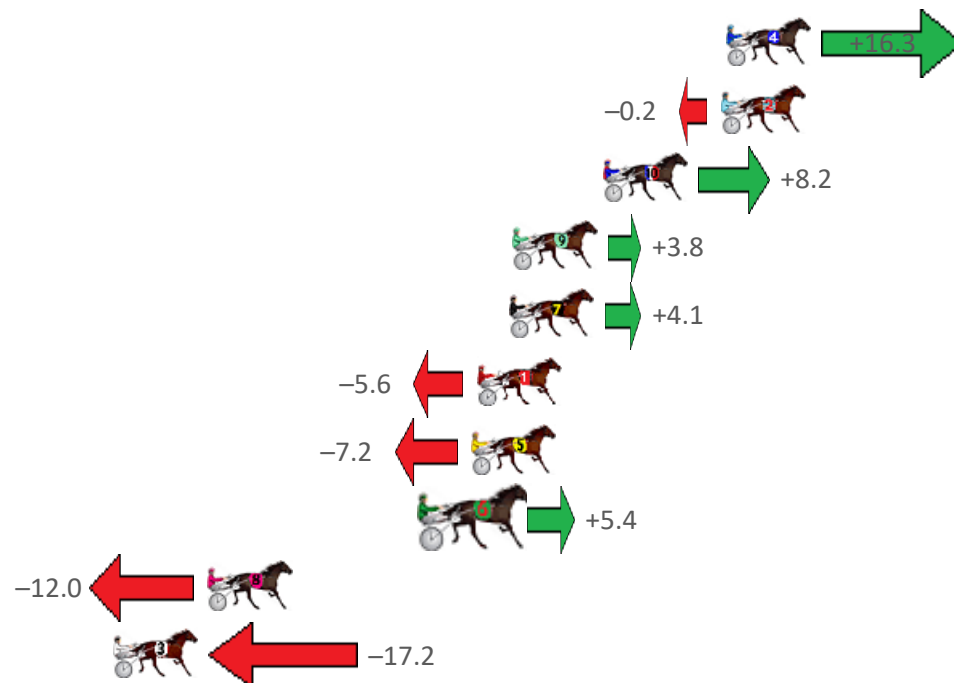
# Pinjarra Race 7 Distance 2185m

Monday, 10 July 2023

Gross Time: 2:44.80 MileRate: 2:01.40 LeadTime: 42.80s First Qtr: 31.30s Second Qtr: 30.40s Third Qtr: 30.10s Fourth Qtr: 30.20s

NoHorse	Plc	Mar	800 Posi	400 Posi	Time	3rd Qtr	4th Qtr
4 SON OF STARSKY	1	0.0m	16.3m (1)	0.5m (3)	2:44.80	28.92s	30.16s
2 READY TO ATTACK	2	0.2m	0.0m (0)	0.0m (0)	2:44.82	30.10s	30.22s
10 ATLANTAS	3	4.9m	13.1m (0)	8.8m (1)	2:45.19	29.78s	29.93s
9 TIZA WISH	4	8.5m	12.3m (1)	7.7m (2)	2:45.47	29.76s	30.29s
7 JACK MANNIX	5	8.6m	12.7m (2)	5.9m (3)	2:45.48	29.59s	30.44s
1 STRAYLYA	6	9.9m	4.3m (0)	5.1m (0)	2:45.58	30.16s	30.60s
5 ELEPHANT ROCK	7	10.1m	2.9m (1)	0.8m (1)	2:45.60	29.94s	30.94s
6 ASHBY	8	11.7m	17.1m (0)	10.4m (3)	2:45.73	29.60s	30.35s
8 SUMO TOMO	9	20.6m	8.6m (0)	9.6m (0)	2:46.43	30.18s	31.11s
3 DEVILS COURAGE	10	24.4m	7.2m (1)	2.1m (2)	2:46.73	29.72s	31.97s

## Finish Position and metres gained from 800m



# PJ Harness Analyser

Sectional Analysis Software - Not just a formguide!

[www.facebook.com/PJHarnessRacing](http://www.facebook.com/PJHarnessRacing)



RISE Digital, Harness Racing Australia nor the provider accepts any responsibility for the completeness or accuracy of any of the information contained herein, and makes no representations about its suitability for any particular purpose. Users should make their own judgements about those matters and/or seek independent advice. You assume all risks associated with use of data provided on this page



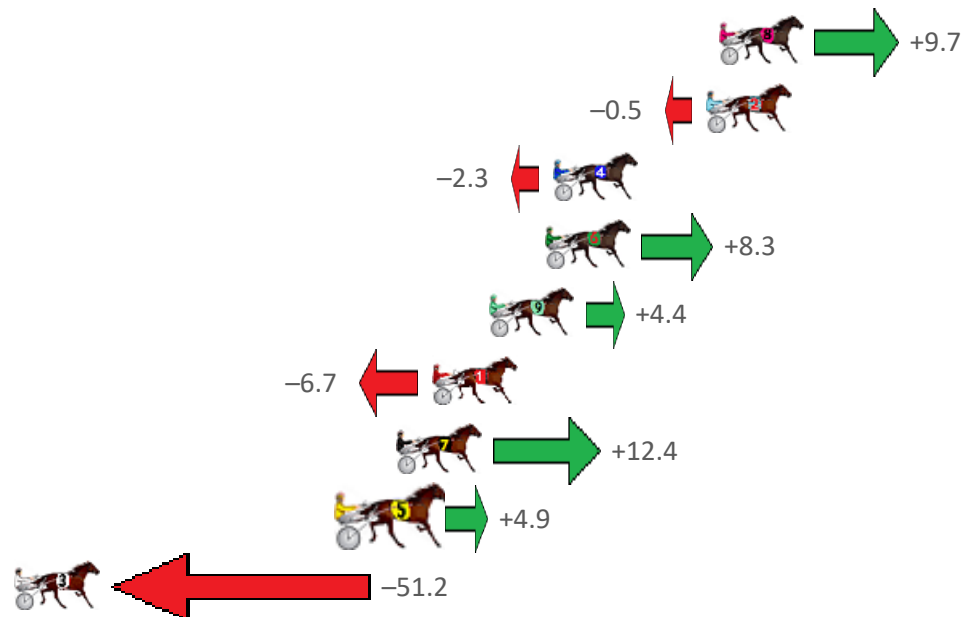
# Pinjarra Race 8 Distance 1684m

Monday, 10 July 2023

Gross Time: 2:00.30 MileRate: 1:55.00 LeadTime: 5.10s First Qtr: 29.40s Second Qtr: 30.40s Third Qtr: 27.50s Fourth Qtr: 27.90s

NoHorse	Plc	Mar	800 Posi	400 Posi	Time	3rd Qtr	4th Qtr
8 COTTON ON	1	0.0m	9.7m (0)	5.8m (1)	2:00.30	27.24s	27.50s
2 CALLMEWHATUWAN	2	0.5m	0.0m (0)	0.0m (0)	2:00.34	27.50s	27.94s
4 MR CHIP	3	6.6m	4.3m (1)	1.5m (1)	2:00.78	27.30s	28.28s
6 GOODEALEHMADDIE	4	6.9m	15.2m (1)	10.0m (1)	2:00.81	27.15s	27.72s
9 MERAIGLIA	5	9.1m	13.5m (0)	11.3m (0)	2:00.97	27.36s	27.79s
1 ELSAMAY	6	11.4m	4.7m (0)	4.9m (0)	2:01.14	27.52s	28.40s
7 MAGIC EYE MICK	7	12.8m	25.2m (0)	20.3m (1)	2:01.24	27.18s	27.44s
5 TOTAL ECLIPSE	8	14.7m	19.6m (0)	17.7m (0)	2:01.38	27.38s	27.76s
3 FLAMING CULLEN	9	62.3m	11.1m (1)	27.3m (1)	2:04.87	28.62s	30.59s

## Finish Position and metres gained from 800m



# PJ Harness Analyser

Sectional Analysis Software - Not just a formguide!

[www.facebook.com/PJHarnessRacing](http://www.facebook.com/PJHarnessRacing)



RISE Digital, Harness Racing Australia nor the provider accepts any responsibility for the completeness or accuracy of any of the information contained herein, and makes no representations about its suitability for any particular purpose. Users should make their own judgements about those matters and/or seek independent advice. You assume all risks associated with use of data provided on this page