

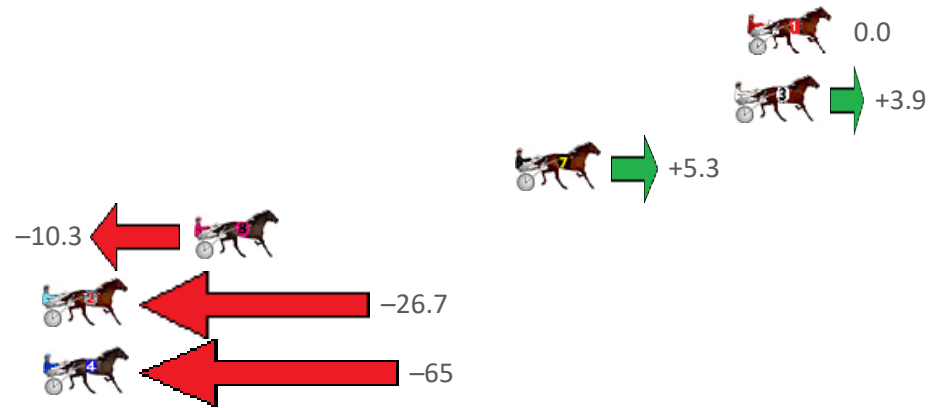
Pinjarra Race 1 Distance 2116m

Monday, 17 July 2023

Gross Time: 2:43.40 MileRate: 2:04.30 LeadTime: 41.70s First Qtr: 31.50s Second Qtr: 32.30s Third Qtr: 29.40s Fourth Qtr: 28.50s

NoHorse	Plc	Mar	800 Posi	400 Posi	Time	3rd Qtr	4th Qtr
1 EVAS IMAGE	1	0.0m	0.0m (0)	0.0m (0)	2:43.40	29.40s	28.50s
3 SKY EAGLE	2	0.5m	4.4m (0)	4.5m (0)	2:43.44	29.40s	28.22s
7 LUVAF LAIR	3	9.2m	14.5m (0)	10.6m (1)	2:44.09	29.10s	28.43s
8 PEACHEE	4	22.0m	11.7m (1)	5.6m (2)	2:45.05	28.94s	29.75s
2 MAJESTIC MARION	5	36.3m	9.6m (0)	9.7m (0)	2:46.12	29.40s	30.52s
4 BONNIE RAE	6	72.2m	7.3m (1)	4.5m (1)	2:48.80	29.18s	33.58s

Finish Position and metres gained from 800m





PJ Harness Analyser

Sectional Analysis Software - Not just a formguide!

www.facebook.com/PJHarnessRacing



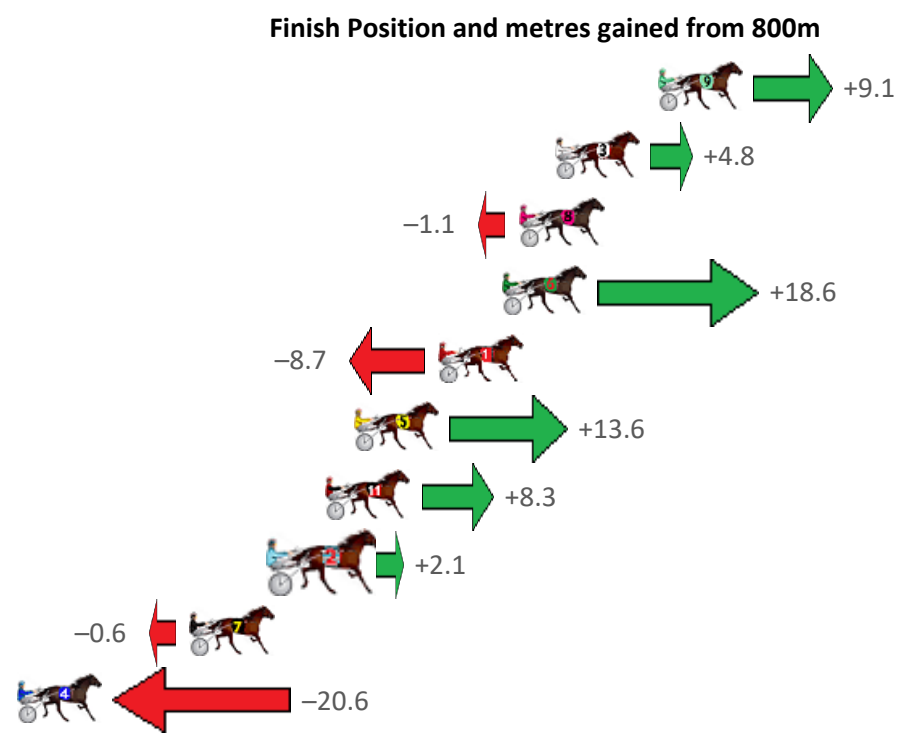
RISE Digital, Harness Racing Australia nor the provider accepts any responsibility for the completeness or accuracy of any of the information contained herein, and makes no representations about its suitability for any particular purpose. Users should make their own judgements about those matters and/or seek independent advice. You assume all risks associated with use of data provided on this page

Pinjarra Race 2 Distance 1684m

Monday, 17 July 2023

Gross Time: 2:02.30 MileRate: 1:56.80 LeadTime: 5.80s First Qtr: 27.90s Second Qtr: 29.30s Third Qtr: 29.10s Fourth Qtr: 30.20s

NoHorse	Plc	Mar	800 Posi	400 Posi	Time	3rd Qtr	4th Qtr
9 TIZA WISH	1	0.0m	9.1m (1)	8.4m (1)	2:02.30	29.06s	29.58s
3 RADIANT BAY	2	4.1m	8.9m (0)	7.3m (0)	2:02.62	29.00s	29.98s
8 SHES A LUCKY PENN	3	5.5m	4.4m (0)	3.3m (1)	2:02.73	29.02s	30.39s
6 NAVAJO TRAILBLAZE	4	6.2m	24.8m (0)	15.5m (0)	2:02.79	28.45s	29.55s
1 UNDER THE STARZZZ	5	8.7m	0.0m (0)	0.0m (0)	2:02.99	29.10s	30.89s
5 IDEAL IVANA	6	12.1m	25.7m (1)	20.6m (2)	2:03.26	28.76s	29.64s
11 JACK MANNIX	7	13.2m	21.5m (1)	20.4m (1)	2:03.34	29.04s	29.74s
2 STRAYLYA	8	15.0m	17.1m (1)	16.0m (2)	2:03.49	29.04s	30.21s
7 ZIGGEY	9	18.6m	18.0m (0)	11.7m (0)	2:03.77	28.66s	30.81s
4 ELEPHANT ROCK	10	25.5m	4.9m (1)	12.2m (1)	2:04.32	29.64s	31.32s



PJ Harness Analyser

Sectional Analysis Software - Not just a formguide!

www.facebook.com/PJHarnessRacing

RISE Digital, Harness Racing Australia nor the provider accepts any responsibility for the completeness or accuracy of any of the information contained herein, and makes no representations about its suitability for any particular purpose. Users should make their own judgements about those matters and/or seek independent advice. You assume all risks associated with use of data provided on this page

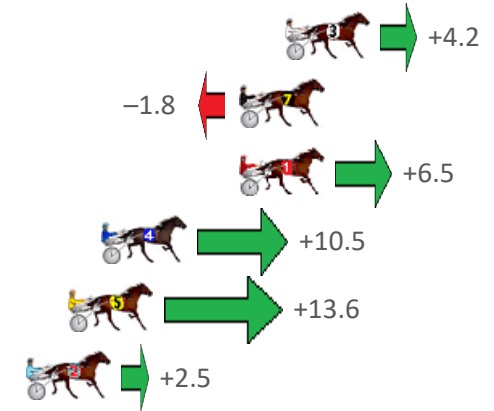
Pinjarra Race 3 Distance 1684m

Monday, 17 July 2023

Gross Time: 2:01.20 MileRate: 1:55.90 LeadTime: 5.50s First Qtr: 28.20s Second Qtr: 30.80s Third Qtr: 29.00s Fourth Qtr: 27.70s

NoHorse	Plc	Mar	800 Posi	400 Posi	Time	3rd Qtr	4th Qtr
3 WHOS THE DAD	1	0.0m	4.2m (0)	4.3m (0)	2:01.20	29.00s	27.40s
7 BLAZE COOPS	2	1.8m	0.0m (0)	0.0m (0)	2:01.33	29.00s	27.83s
1 LUCAPELO	3	1.8m	8.3m (0)	8.2m (0)	2:01.33	28.98s	27.25s
4 GREGARMY	4	7.3m	17.8m (0)	12.8m (1)	2:01.73	28.62s	27.33s
5 LUCKY GALLEON	5	8.6m	22.2m (0)	17.0m (1)	2:01.83	28.60s	27.13s
2 ALLWOOD WIZARD	6	10.3m	12.8m (0)	12.8m (0)	2:01.95	28.98s	27.55s

Finish Position and metres gained from 800m





PJ Harness Analyser

Sectional Analysis Software - Not just a formguide!

www.facebook.com/PJHarnessRacing



RISE Digital, Harness Racing Australia nor the provider accepts any responsibility for the completeness or accuracy of any of the information contained herein, and makes no representations about its suitability for any particular purpose. Users should make their own judgements about those matters and/or seek independent advice. You assume all risks associated with use of data provided on this page


Pinjarra Race 4 Distance 2185m

Monday, 17 July 2023

Gross Time: 2:38.40 MileRate: 1:56.70 LeadTime: 42.00s First Qtr: 29.80s Second Qtr: 30.90s Third Qtr: 28.20s Fourth Qtr: 27.50s

NoHorse	Plc	Mar	800 Posi	400 Posi	Time	3rd Qtr	4th Qtr
7 CYCLONE CHARLOTT	1	0.0m	9.6m (2)	0.0m (0)	2:38.40	27.53s	27.50s
6 ROCKNROLL SASS	2	11.5m	13.6m (2)	4.1m (0)	2:39.23	27.53s	28.05s
10 CHERRY ON THE CAK	3	27.2m	6.2m (1)	9.0m (2)	2:40.37	28.38s	28.85s
3 SECRET REACTION	4	32.1m	4.9m (0)	14.5m (1)	2:40.72	28.86s	28.82s
2 SOUFFLE	5	38.3m	9.4m (0)	19.7m (3)	2:41.17	28.90s	28.91s
8 GOOD DAY SUNSHIN	6	38.8m	13.4m (0)	10.7m (3)	2:41.21	28.00s	29.57s
9 DAME VALOUR	7	52.8m	1.7m (1)	9.8m (1)	2:42.22	28.76s	30.64s
4 ALLABOUTLEGS	8	66.9m	0.0m (0)	12.7m (0)	2:43.24	29.08s	31.46s
5 DOCTOR CATHERINE	9	188.3m	12.5m (1)	16.8m (2)	2:52.03	28.48s	39.97s

Finish Position and metres gained from 800m



PJ Harness Analyser

Sectional Analysis Software - Not just a formguide!

www.facebook.com/PJHarnessRacing

RISE Digital, Harness Racing Australia nor the provider accepts any responsibility for the completeness or accuracy of any of the information contained herein, and makes no representations about its suitability for any particular purpose. Users should make their own judgements about those matters and/or seek independent advice. You assume all risks associated with use of data provided on this page

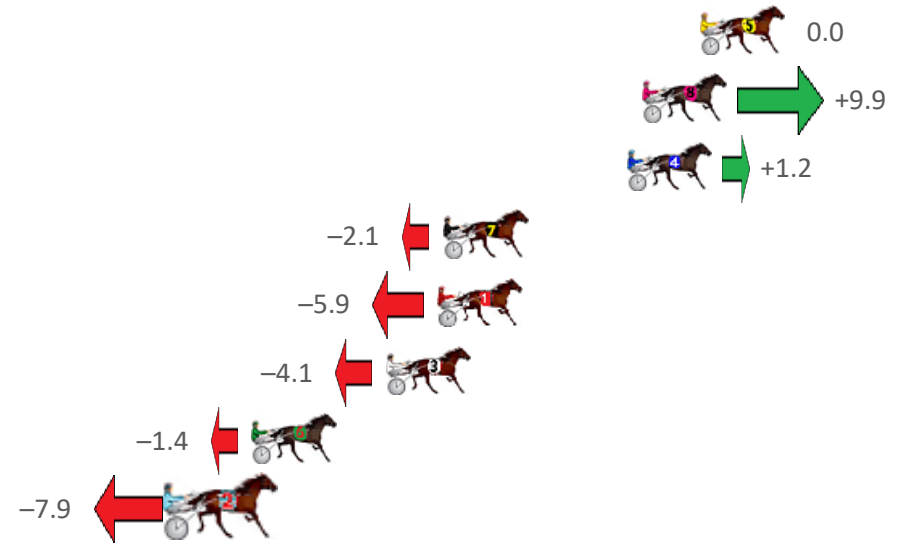
Pinjarra Race 5 Distance 2631m

Monday, 17 July 2023

Gross Time: 3:17.50 MileRate: 2:00.30 LeadTime: 80.20s First Qtr: 30.20s Second Qtr: 29.50s Third Qtr: 28.80s Fourth Qtr: 28.80s

NoHorse	Plc	Mar	800 Posi	400 Posi	Time	3rd Qtr	4th Qtr
5 CHEDDAR IS BETTER	1	0.0m	0.0m (0)	0.0m (0)	3:17.50	28.80s	28.80s
8 LAMANDIER	2	2.3m	12.2m (1)	11.2m (2)	3:17.67	28.72s	28.17s
4 PER ARDUA AD ASTR	3	2.9m	4.1m (1)	3.4m (1)	3:17.72	28.74s	28.78s
7 ICANBOLT	4	10.2m	8.1m (1)	7.3m (2)	3:18.27	28.74s	29.05s
1 HI TOMMY	5	10.4m	4.5m (0)	4.5m (0)	3:18.29	28.80s	29.27s
3 DREAMS OF VALHAL	6	12.5m	8.4m (0)	8.7m (0)	3:18.44	28.82s	29.12s
6 JILL MACH	7	17.8m	16.4m (1)	16.8m (1)	3:18.85	28.82s	28.95s
2 THE FREELANCER	8	20.8m	12.9m (0)	13.7m (0)	3:19.07	28.86s	29.39s

Finish Position and metres gained from 800m





PJ Harness Analyser

Sectional Analysis Software - Not just a formguide!

www.facebook.com/PJHarnessRacing



RISE Digital, Harness Racing Australia nor the provider accepts any responsibility for the completeness or accuracy of any of the information contained herein, and makes no representations about its suitability for any particular purpose. Users should make their own judgements about those matters and/or seek independent advice. You assume all risks associated with use of data provided on this page

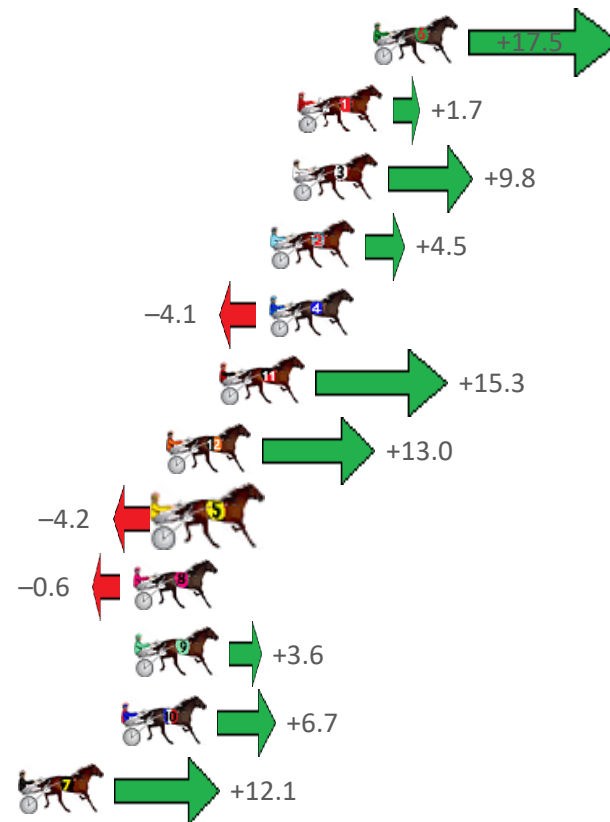
Pinjarra Race 6 Distance 2185m

Monday, 17 July 2023

Gross Time: 2:42.70 MileRate: 1:59.80 LeadTime: 44.20s First Qtr: 30.70s Second Qtr: 30.40s Third Qtr: 28.90s Fourth Qtr: 28.50s

NoHorse	Plc	Mar	800 Posi	400 Posi	Time	3rd Qtr	4th Qtr
6 AUGUST MOON	1	0.0m	17.5m (1)	12.6m (2)	2:42.70	28.54s	27.60s
1 JACKIE DANIELS	2	3.0m	4.7m (0)	4.2m (0)	2:42.92	28.86s	28.42s
3 SEAGRASS	3	3.2m	13.0m (1)	10.9m (1)	2:42.94	28.74s	27.96s
2 PUREST COPPER	4	4.1m	8.6m (1)	6.7m (1)	2:43.01	28.76s	28.33s
4 OUR SANDY SHORE	5	4.1m	0.0m (0)	0.0m (0)	2:43.01	28.90s	28.81s
11 FLY TO FAME	6	6.1m	21.4m (1)	16.5m (1)	2:43.16	28.54s	27.78s
12 FLAMETREE	7	8.2m	21.2m (0)	20.8m (1)	2:43.31	28.86s	27.63s
5 SWEET VIVIENNE	8	8.3m	4.1m (1)	2.0m (1)	2:43.32	28.74s	28.98s
8 FLYING TO WIN	9	9.5m	8.9m (0)	8.1m (0)	2:43.41	28.84s	28.63s
9 OUR LADY JEN	10	9.5m	13.1m (0)	11.8m (0)	2:43.41	28.80s	28.37s
10 SPORTING GRACE	11	10.0m	16.7m (0)	15.7m (0)	2:43.45	28.82s	28.13s
7 HAVING FUN	12	14.1m	26.2m (0)	26.1m (0)	2:43.76	28.88s	27.70s

Finish Position and metres gained from 800m





PJ Harness Analyser

Sectional Analysis Software - Not just a formguide!

www.facebook.com/PJHarnessRacing



RISE Digital, Harness Racing Australia nor the provider accepts any responsibility for the completeness or accuracy of any of the information contained herein, and makes no representations about its suitability for any particular purpose. Users should make their own judgements about those matters and/or seek independent advice. You assume all risks associated with use of data provided on this page

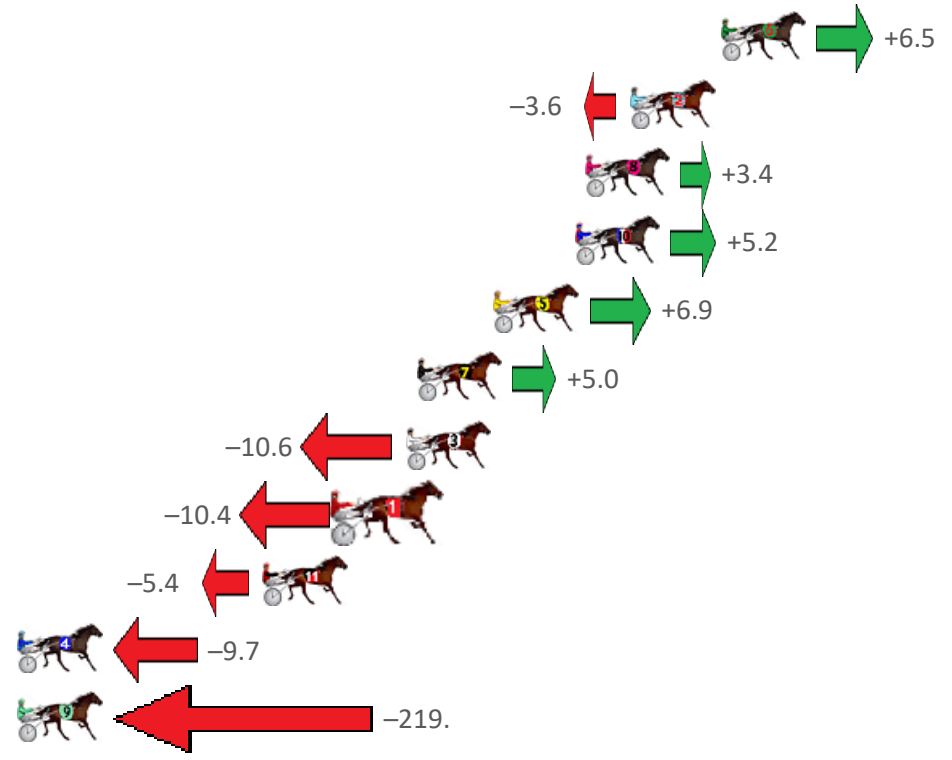
Pinjarra Race 7 Distance 2185m

Monday, 17 July 2023

Gross Time: 2:43.30 MileRate: 2:00.20 LeadTime: 44.10s First Qtr: 32.00s Second Qtr: 30.60s Third Qtr: 28.30s Fourth Qtr: 28.30s

NoHorse	Plc	Mar	800 Posi	400 Posi	Time	3rd Qtr	4th Qtr
6 YOU'RE SO FINE	1	0.0m	6.5m (1)	5.7m (1)	2:43.30	28.24s	27.90s
2 LUKES MISTAKE	2	3.6m	0.0m (0)	0.0m (0)	2:43.57	28.30s	28.57s
8 COLORADO BANNER	3	5.4m	8.8m (0)	9.4m (0)	2:43.70	28.34s	28.04s
10 BITOFDUTCHCOURA	4	5.8m	11.0m (1)	9.4m (1)	2:43.73	28.18s	28.07s
5 HALF KIDDING	5	9.0m	15.9m (1)	14.2m (1)	2:43.97	28.18s	27.97s
7 ROCKIN THE TREND	6	12.1m	17.1m (0)	16.8m (0)	2:44.20	28.28s	28.02s
3 TOO BEE WATCHING	7	12.5m	1.9m (1)	1.1m (1)	2:44.23	28.24s	29.15s
1 ATLANTAS	8	15.0m	4.6m (0)	5.4m (0)	2:44.42	28.36s	29.04s
11 LIL DELIGHT	9	18.2m	12.8m (0)	12.8m (0)	2:44.65	28.30s	28.75s
4 ZAC YOUR NOBODY	10	29.6m	19.9m (1)	18.8m (1)	2:45.50	28.22s	29.18s
9 ASHBY	11	546.4m	327.2m (0)	364.2m (0)	3:23.93	30.90s	43.31s

Finish Position and metres gained from 800m





PJ Harness Analyser

Sectional Analysis Software - Not just a formguide!

www.facebook.com/PJHarnessRacing



RISE Digital, Harness Racing Australia nor the provider accepts any responsibility for the completeness or accuracy of any of the information contained herein, and makes no representations about its suitability for any particular purpose. Users should make their own judgements about those matters and/or seek independent advice. You assume all risks associated with use of data provided on this page