

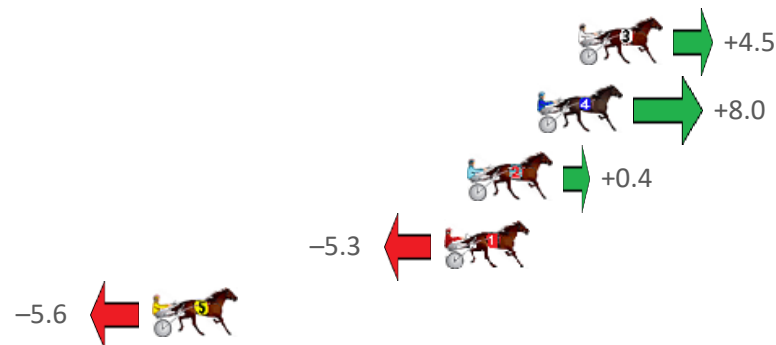
Bunbury Race 1 Distance 1609m

Tuesday, 1 August 2023

Gross Time: 1:59.70 MileRate: 1:59.70 LeadTime: 0.00s First Qtr: 30.50s Second Qtr: 32.70s Third Qtr: 28.60s Fourth Qtr: 27.90s

NoHorse	Plc	Mar	800 Posi	400 Posi	Time	3rd Qtr	4th Qtr
3 MIKI DIAMONDS	1	0.0m	4.5m (1)	0.6m (1)	1:59.70	28.32s	27.86s
4 UNDER THE STARZZZ	2	1.6m	9.6m (1)	5.1m (1)	1:59.82	28.28s	27.66s
2 ALZ SUNSHINE	3	4.4m	4.8m (0)	4.9m (0)	2:00.02	28.60s	27.88s
1 YANKIE KEV	4	5.3m	0.0m (0)	0.0m (0)	2:00.09	28.60s	28.29s
5 JORDANO	5	16.9m	11.3m (0)	10.3m (0)	2:00.94	28.52s	28.42s

Finish Position and metres gained from 800m



PJ Harness Analyser

Sectional Analysis Software – Not just a formguide!

www.facebook.com/PJHarnessRacing



RISE Digital, Harness Racing Australia nor the provider accepts any responsibility for the completeness or accuracy of any of the information contained herein, and makes no representations about its suitability for any particular purpose. Users should make their own judgements about those matters and/or seek independent advice. You assume all risks associated with use of data provided on this page

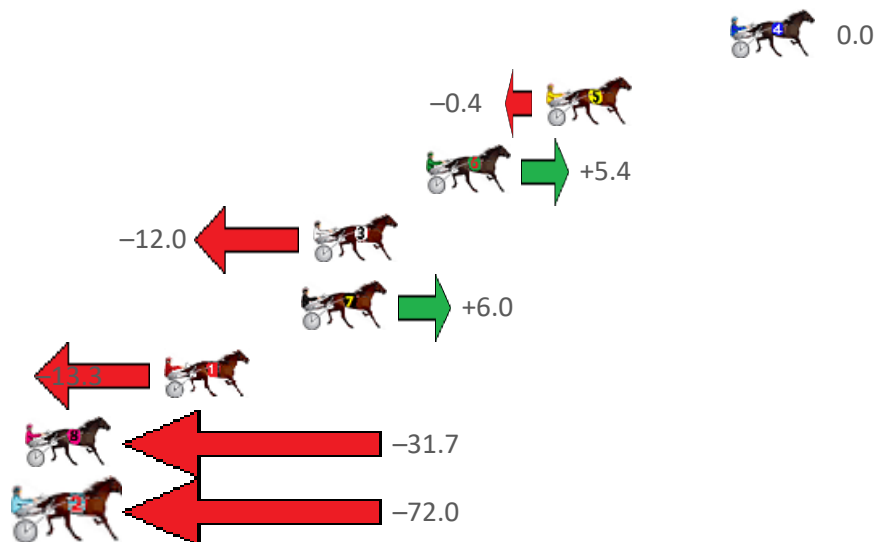
Bunbury Race 2 Distance 1609m

Tuesday, 1 August 2023

Gross Time: 1:57.30 MileRate: 1:57.30 LeadTime: 0.00s First Qtr: 29.70s Second Qtr: 32.30s Third Qtr: 28.00s Fourth Qtr: 27.40s

NoHorse	Plc	Mar	800 Posi	400 Posi	Time	3rd Qtr	4th Qtr
4 VEGAS STRIP	1	0.0m	0.0m (0)	0.0m (0)	1:57.30	28.00s	27.40s
5 ARTFUL MAJOR	2	7.3m	6.9m (1)	4.4m (0)	1:57.83	27.82s	27.63s
6 GREVIS	3	12.1m	17.5m (1)	10.2m (1)	1:58.17	27.48s	27.57s
3 HOT ROCKEFELLER	4	16.6m	4.6m (0)	8.7m (0)	1:58.50	28.28s	28.00s
7 MANHATTAN MOON	5	17.0m	23.0m (1)	5.5m (1)	1:58.53	26.78s	28.25s
1 STELLAR EDITION	6	22.5m	9.2m (0)	12.8m (0)	1:58.92	28.24s	28.14s
8 TEMPT THE STARS	7	47.2m	15.5m (0)	18.3m (0)	2:00.70	28.18s	29.54s
2 MY GRAND ANGUS	8	85.2m	13.2m (1)	20.0m (1)	2:03.44	28.46s	32.16s

Finish Position and metres gained from 800m



PJ Harness Analyser

Sectional Analysis Software – Not just a formguide!

www.facebook.com/PJHarnessRacing



RISE Digital, Harness Racing Australia nor the provider accepts any responsibility for the completeness or accuracy of any of the information contained herein, and makes no representations about its suitability for any particular purpose. Users should make their own judgements about those matters and/or seek independent advice. You assume all risks associated with use of data provided on this page

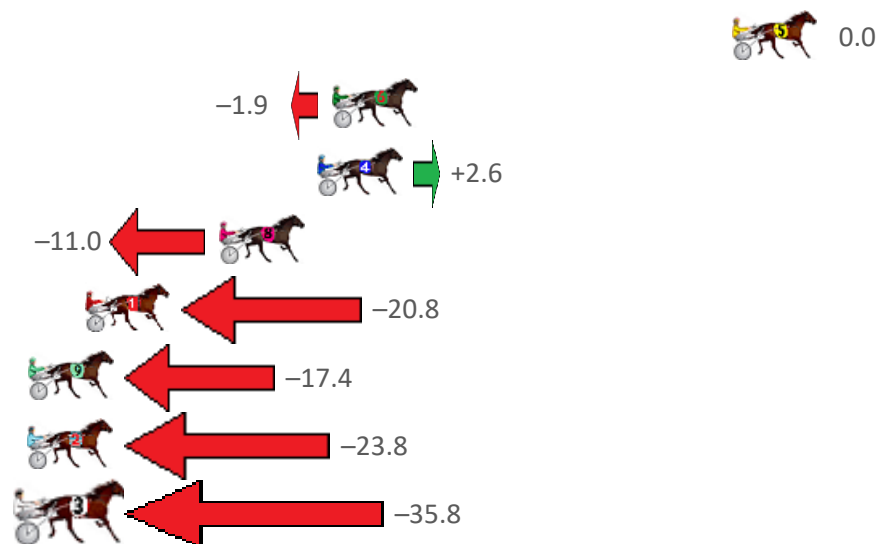
Bunbury Race 3 Distance 1609m

Tuesday, 1 August 2023

Gross Time: 1:56.30 MileRate: 1:56.30 LeadTime: 0.00s First Qtr: 28.60s Second Qtr: 31.00s Third Qtr: 28.20s Fourth Qtr: 28.50s

NoHorse	Plc	Mar	800 Posi	400 Posi	Time	3rd Qtr	4th Qtr
5 ELSAMAY	1	0.0m	0.0m (0)	0.0m (0)	1:56.30	28.20s	28.50s
6 SWEET IVY	2	15.9m	14.0m (1)	12.8m (2)	1:57.49	28.12s	28.79s
4 LENI ROSE	3	16.5m	19.1m (0)	18.2m (1)	1:57.54	28.14s	28.46s
8 SEAGRASS	4	20.4m	9.4m (0)	11.4m (0)	1:57.83	28.34s	29.23s
1 ZIGGEY	5	25.7m	4.9m (0)	7.7m (0)	1:58.22	28.40s	29.88s
9 ATLANTAS	6	31.7m	14.3m (0)	16.8m (0)	1:58.67	28.38s	29.69s
2 IDEAL IVANA	7	32.9m	9.1m (1)	10.2m (1)	1:58.76	28.28s	30.24s
3 IM BIDDY	8	55.2m	19.4m (1)	27.3m (1)	2:00.43	28.76s	30.71s

Finish Position and metres gained from 800m



PJ Harness Analyser

Sectional Analysis Software – Not just a formguide!

www.facebook.com/PJHarnessRacing



RISE Digital, Harness Racing Australia nor the provider accepts any responsibility for the completeness or accuracy of any of the information contained herein, and makes no representations about its suitability for any particular purpose. Users should make their own judgements about those matters and/or seek independent advice. You assume all risks associated with use of data provided on this page

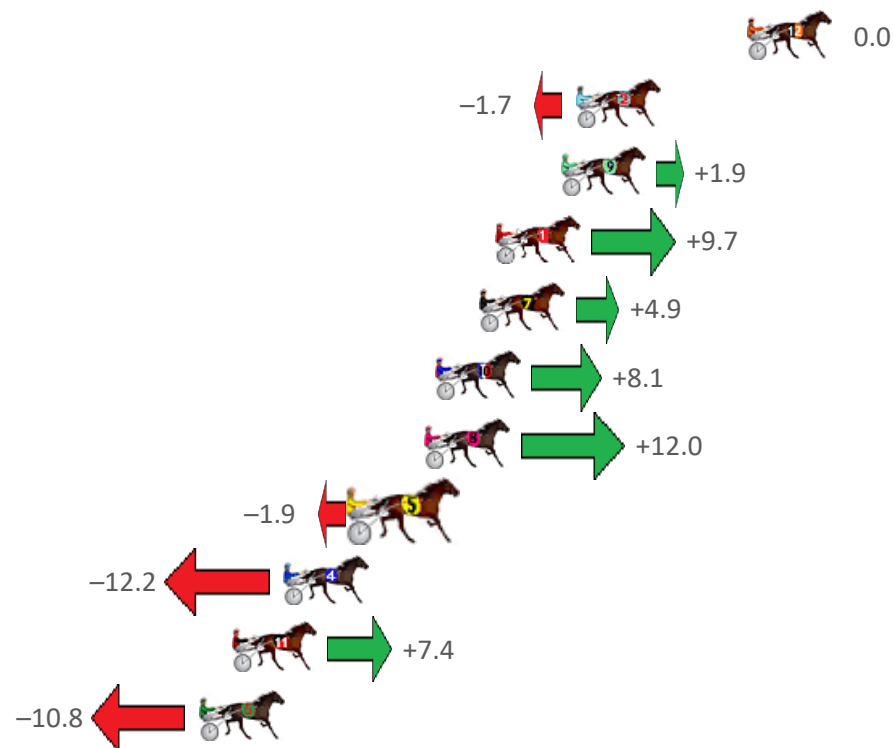
Bunbury Race 4 Distance 1609m

Tuesday, 1 August 2023

Gross Time: 1:56.30 MileRate: 1:56.30 LeadTime: 0.00s First Qtr: 28.40s Second Qtr: 29.40s Third Qtr: 28.60s Fourth Qtr: 30.00s

NoHorse	Plc	Mar	800 Posi	400 Posi	Time	3rd Qtr	4th Qtr
12 MAGIC EYE MICK	1	0.0m	0.0m (0)	0.0m (0)	1:56.30	28.60s	30.00s
2 DYNAMITE BEACH	2	6.8m	5.1m (0)	5.5m (0)	1:56.83	28.64s	30.13s
9 SWEET SASSYMOLAS	3	7.4m	9.3m (0)	9.6m (0)	1:56.88	28.64s	29.88s
1 SHAKIRA BLUE	4	10.0m	19.7m (0)	18.4m (0)	1:57.09	28.54s	29.45s
7 FIREPLAY	5	10.6m	15.5m (1)	11.0m (1)	1:57.13	28.30s	30.03s
10 BABYSGOTBLUEEYES	6	12.4m	20.5m (1)	14.8m (1)	1:57.27	28.22s	29.89s
8 HAPPY DAYZ	7	12.8m	24.8m (0)	24.2m (0)	1:57.31	28.60s	29.25s
5 RODGER JAMES	8	15.4m	13.5m (0)	14.0m (0)	1:57.51	28.66s	30.19s
4 RISKITFORDABISKIT	9	18.4m	6.2m (1)	3.3m (1)	1:57.75	28.40s	31.21s
11 MISTA MANGELS	10	20.5m	27.9m (1)	21.4m (1)	1:57.91	28.18s	30.05s
6 SMOKEYS SHADOW	11	21.8m	11.0m (1)	7.1m (2)	1:58.01	28.34s	31.19s

Finish Position and metres gained from 800m



PJ Harness Analyser

Sectional Analysis Software - Not just a formguide!

www.facebook.com/PJHarnessRacing



RISE Digital, Harness Racing Australia nor the provider accepts any responsibility for the completeness or accuracy of any of the information contained herein, and makes no representations about its suitability for any particular purpose. Users should make their own judgements about those matters and/or seek independent advice. You assume all risks associated with use of data provided on this page

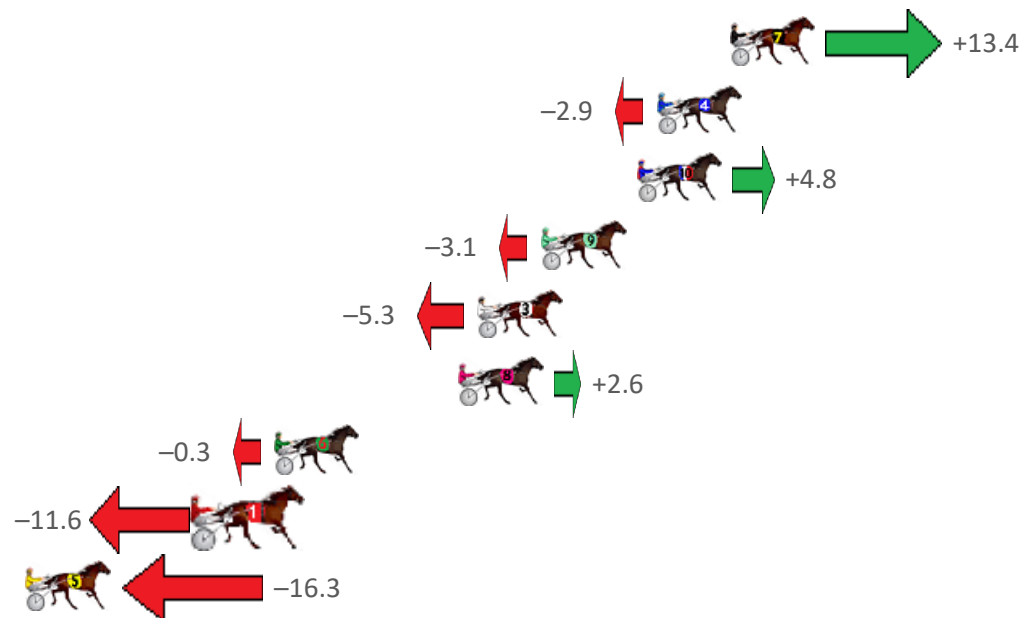
Bunbury Race 5 Distance 2100m

Tuesday, 1 August 2023

Gross Time: 2:36.40 MileRate: 1:59.80 LeadTime: 37.60s First Qtr: 31.60s Second Qtr: 30.70s Third Qtr: 27.60s Fourth Qtr: 28.90s

NoHorse	Plc	Mar	800 Posi	400 Posi	Time	3rd Qtr	4th Qtr
7 COLD HARD CASH	1	0.0m	13.4m (1)	11.7m (1)	2:36.40	27.50s	28.08s
4 REDDY TO FLY	2	2.9m	0.0m (0)	0.0m (0)	2:36.62	27.60s	29.12s
10 ART REVIVAL	3	3.7m	8.5m (1)	7.4m (1)	2:36.68	27.54s	28.66s
9 LUKES MISTAKE	4	7.5m	4.4m (1)	3.4m (1)	2:36.97	27.54s	29.23s
3 MAJOR DALTON	5	10.0m	4.7m (0)	6.3m (0)	2:37.16	27.72s	29.22s
8 PADDITUDE	6	10.8m	13.4m (0)	16.0m (0)	2:37.22	27.80s	28.60s
6 TOMMY KRUZE	7	18.1m	17.8m (1)	17.7m (1)	2:37.77	27.62s	29.03s
1 MISTER KOPA	8	20.9m	9.3m (0)	10.8m (0)	2:37.99	27.72s	29.73s
5 YANKEEDELIGHT	9	35.5m	19.2m (0)	24.2m (0)	2:39.09	27.98s	29.89s

Finish Position and metres gained from 800m



PJ Harness Analyser

Sectional Analysis Software – Not just a formguide!

www.facebook.com/PJHarnessRacing



RISE Digital, Harness Racing Australia nor the provider accepts any responsibility for the completeness or accuracy of any of the information contained herein, and makes no representations about its suitability for any particular purpose. Users should make their own judgements about those matters and/or seek independent advice. You assume all risks associated with use of data provided on this page

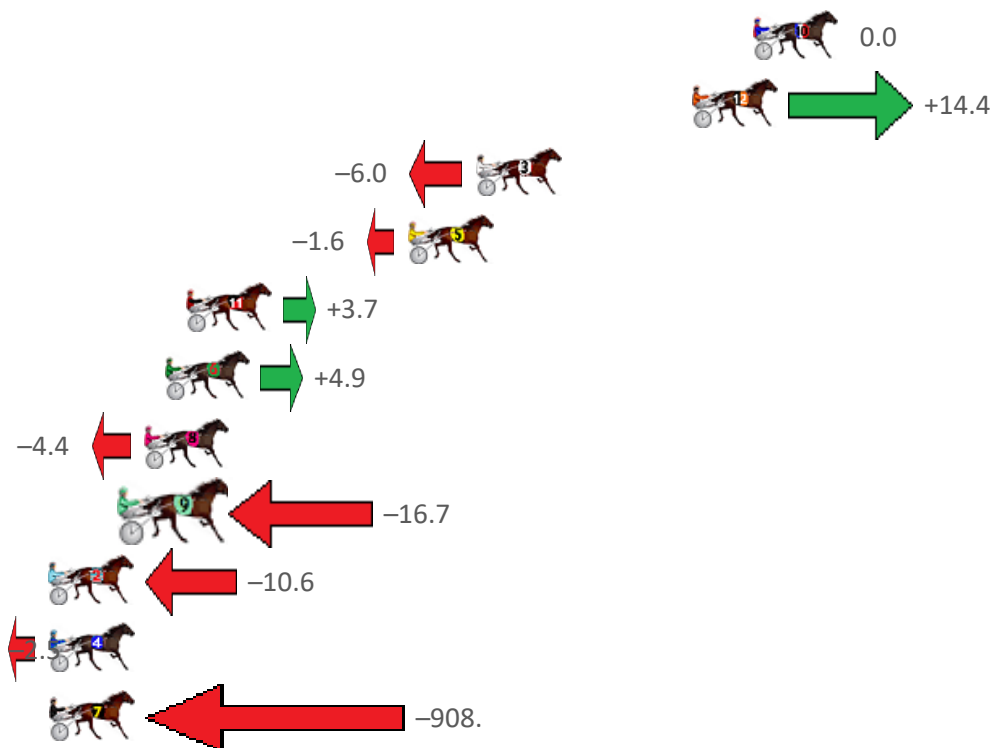
Bunbury Race 6 Distance 2100m

Tuesday, 1 August 2023

Gross Time: 2:35.50 MileRate: 1:59.20 LeadTime: 37.30s First Qtr: 30.70s Second Qtr: 31.60s Third Qtr: 27.30s Fourth Qtr: 28.60s

NoHorse	Plc	Mar	800 Posi	400 Posi	Time	3rd Qtr	4th Qtr
10 COTTON ON	1	0.0m	0.0m (0)	0.0m (0)	2:35.50	27.30s	28.60s
12 IDEALINGOLD	2	2.4m	16.8m (2)	1.7m (1)	2:35.68	26.28s	28.66s
3 RELIM	3	11.0m	5.0m (0)	11.2m (0)	2:36.33	27.74s	28.65s
5 YOU FLY WITH ME	4	13.7m	12.1m (1)	16.4m (0)	2:36.53	27.62s	28.49s
11 DELIGHTFUL MANDY	5	22.5m	26.2m (0)	25.6m (1)	2:37.19	27.30s	28.51s
6 GOODEALEHMADDIE	6	23.4m	28.3m (1)	21.0m (1)	2:37.26	26.84s	28.90s
8 ROCKIN JETSTAR	7	24.2m	19.8m (1)	21.3m (0)	2:37.32	27.44s	28.94s
9 CHASING HILL	8	24.7m	8.0m (1)	15.6m (1)	2:37.35	27.84s	29.37s
2 DISCO DYNAMO	9	29.2m	18.6m (0)	39.2m (0)	2:37.69	28.76s	28.07s
4 CLASSY COLBY	10	34.9m	32.4m (1)	31.7m (0)	2:38.12	27.30s	29.02s
7 RAMBO RABBIT	11	921.7m	13.0m (0)	614.0m (0)	3:44.72	69.08s	55.16s

Finish Position and metres gained from 800m



PJ Harness Analyser

Sectional Analysis Software - Not just a formguide!

www.facebook.com/PJHarnessRacing



RISE Digital, Harness Racing Australia nor the provider accepts any responsibility for the completeness or accuracy of any of the information contained herein, and makes no representations about its suitability for any particular purpose. Users should make their own judgements about those matters and/or seek independent advice. You assume all risks associated with use of data provided on this page

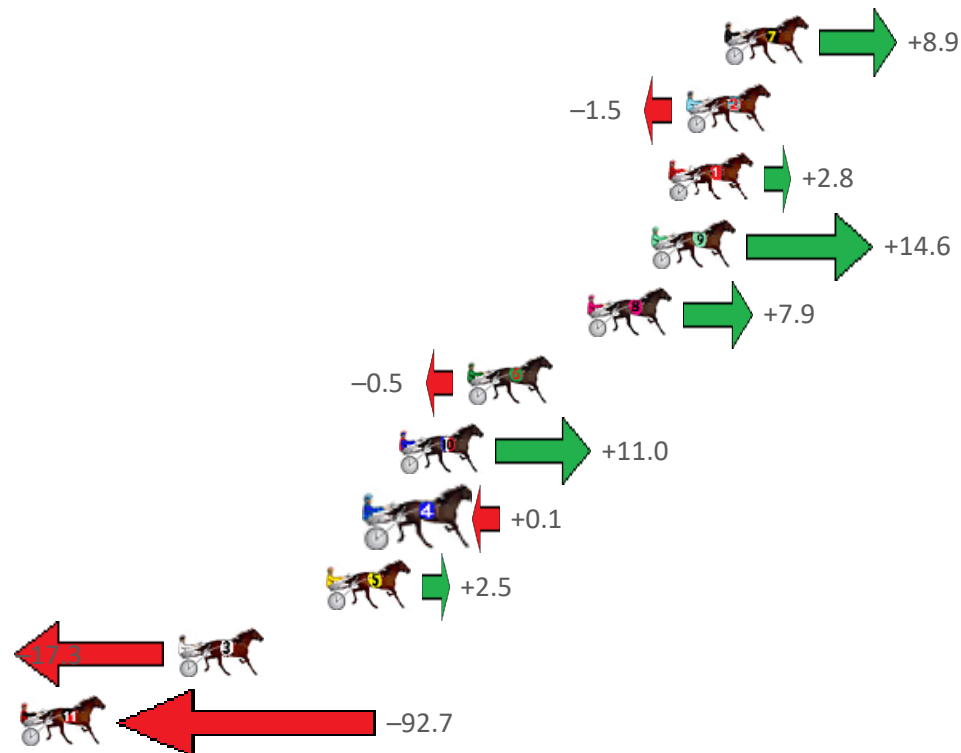
Bunbury Race 7 Distance 2503m

Tuesday, 1 August 2023

Gross Time: 3:14.00 MileRate: 2:03.80 LeadTime: 74.20s First Qtr: 30.40s Second Qtr: 31.50s Third Qtr: 29.00s Fourth Qtr: 28.90s

NoHorse	Plc	Mar	800 Posi	400 Posi	Time	3rd Qtr	4th Qtr
7 TIGER BY THE TAIL	1	0.0m	8.9m (1)	6.4m (2)	3:14.00	28.82s	28.44s
2 EXTRAORDINARY MA	2	1.5m	0.0m (0)	0.0m (0)	3:14.11	29.00s	29.01s
1 I SEE FIRE	3	2.2m	5.0m (0)	4.7m (0)	3:14.17	28.98s	28.73s
9 LAMANDIER	4	2.9m	17.5m (1)	13.9m (3)	3:14.22	28.74s	28.12s
8 ALFREDI	5	5.4m	13.3m (1)	10.6m (2)	3:14.41	28.80s	28.55s
6 IDEAL SECRET	6	10.2m	9.7m (0)	9.2m (0)	3:14.77	28.96s	29.01s
10 BEAT THE BANK	7	12.9m	23.9m (0)	16.4m (2)	3:14.98	28.46s	28.70s
4 GOODONYA MATE	8	13.8m	13.9m (0)	13.1m (1)	3:15.05	28.94s	29.01s
5 CHAMPAGNE STYLE	9	15.8m	18.3m (0)	16.4m (0)	3:15.20	28.86s	28.92s
3 SWAGGER MAN	10	21.7m	4.4m (1)	3.9m (1)	3:15.65	28.96s	30.27s
11 HOTFOOT IT	11	121.0m	28.3m (0)	79.5m (0)	3:23.18	32.68s	32.36s

Finish Position and metres gained from 800m



PJ Harness Analyser
Sectional Analysis Software – Not just a formguide!

www.facebook.com/PJHarnessRacing



RISE Digital, Harness Racing Australia nor the provider accepts any responsibility for the completeness or accuracy of any of the information contained herein, and makes no representations about its suitability for any particular purpose. Users should make their own judgements about those matters and/or seek independent advice. You assume all risks associated with use of data provided on this page