

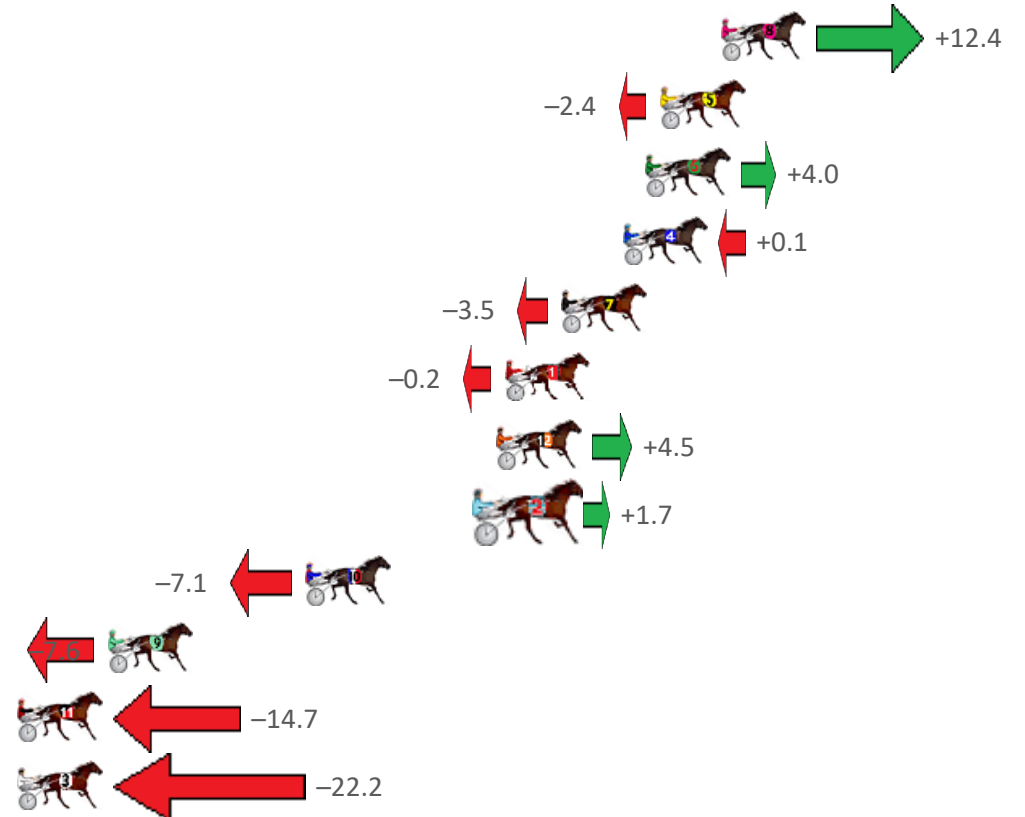
Bunbury Race 1 Distance 1609m

Wednesday, 16 August 2023

Gross Time: 1:58.30 MileRate: 1:58.30 LeadTime: 0.00s First Qtr: 29.70s Second Qtr: 31.60s Third Qtr: 28.90s Fourth Qtr: 28.20s

NoHorse	Plc	Mar	800 Posi	400 Posi	Time	3rd Qtr	4th Qtr
8 GRAND COUTEAU	1	0.0m	12.4m (0)	12.2m (0)	1:58.30	28.88s	27.34s
5 ALREDDY FLYIN	2	2.4m	0.0m (0)	0.0m (0)	1:58.48	28.90s	28.37s
6 SEASIDE ROSE	3	3.0m	7.0m (1)	4.2m (1)	1:58.52	28.70s	28.12s
4 SHES A MARE	4	3.9m	4.0m (0)	4.0m (0)	1:58.59	28.90s	28.19s
7 PHILTHERJUG	5	6.3m	2.8m (1)	0.0m (1)	1:58.77	28.71s	28.64s
1 TIGER STEVIE	6	8.6m	8.4m (0)	8.2m (0)	1:58.94	28.89s	28.23s
12 TERASITA	7	8.9m	13.4m (2)	6.8m (3)	1:58.96	28.43s	28.35s
2 VYBRANT	8	9.3m	11.0m (1)	8.2m (1)	1:58.99	28.70s	28.28s
10 DEKLA DIVA	9	16.5m	9.4m (2)	3.8m (2)	1:59.52	28.51s	29.09s
9 HONOUR THE EAGLE	10	24.4m	16.8m (0)	20.4m (0)	2:00.11	29.16s	28.48s
11 FUNKY MUSIC	11	41.5m	26.8m (0)	26.8m (0)	2:01.38	28.91s	29.23s
3 SPICE PACKAGE	12	42.2m	20.0m (1)	14.6m (2)	2:01.43	28.54s	30.13s

Finish Position and metres gained from 800m



PJ Harness Analyser

Sectional Analysis Software - Not just a formguide!

www.facebook.com/PJHarnessRacing

RISE Digital, Harness Racing Australia nor the provider accepts any responsibility for the completeness or accuracy of any of the information contained herein, and makes no representations about its suitability for any particular purpose. Users should make their own judgements about those matters and/or seek independent advice. You assume all risks associated with use of data provided on this page

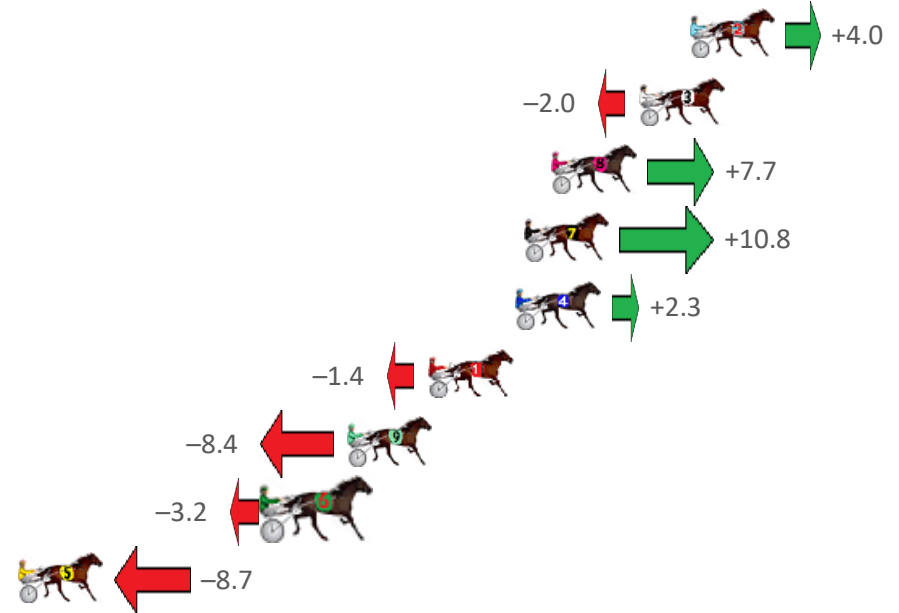
Bunbury Race 2 Distance 2100m

Wednesday, 16 August 2023

Gross Time: 2:38.50 MileRate: 2:01.50 LeadTime: 36.20s First Qtr: 31.80s Second Qtr: 30.50s Third Qtr: 30.20s Fourth Qtr: 29.80s

NoHorse	Plc	Mar	800 Posi	400 Posi	Time	3rd Qtr	4th Qtr
2 BRAVO CHRISTIANO	1	0.0m	4.0m (0)	4.0m (0)	2:38.50	30.20s	29.50s
3 SCUTTLEBUTT	2	2.0m	0.0m (0)	0.0m (0)	2:38.66	30.20s	29.95s
8 BILLYJAMES	3	5.5m	13.2m (0)	14.6m (0)	2:38.93	30.30s	29.13s
7 THINGS CHANGE	4	6.6m	17.4m (1)	11.6m (2)	2:39.02	29.76s	29.43s
4 YANKIE KEV	5	6.9m	9.2m (1)	8.4m (1)	2:39.04	30.14s	29.69s
1 DEVILISH GRIN	6	10.4m	9.0m (0)	9.4m (0)	2:39.31	30.23s	29.87s
9 ALZ SUNSHINE	7	13.6m	5.2m (1)	3.8m (1)	2:39.56	30.10s	30.53s
6 WHERE'S FLARE	8	16.6m	13.4m (1)	12.4m (1)	2:39.80	30.13s	30.11s
5 JORDANO	9	26.7m	18.0m (0)	18.2m (1)	2:40.58	30.22s	30.43s

Finish Position and metres gained from 800m





PJ Harness Analyser

Sectional Analysis Software - Not just a formguide!

www.facebook.com/PJHarnessRacing



RISE Digital, Harness Racing Australia nor the provider accepts any responsibility for the completeness or accuracy of any of the information contained herein, and makes no representations about its suitability for any particular purpose. Users should make their own judgements about those matters and/or seek independent advice. You assume all risks associated with use of data provided on this page

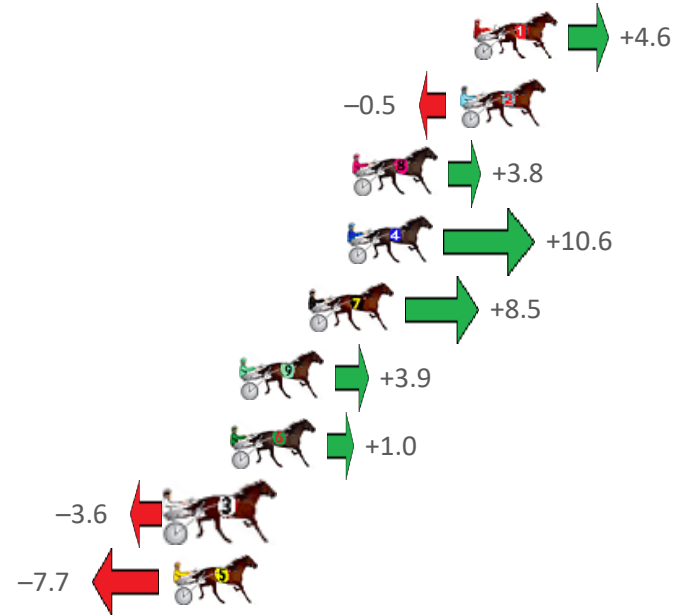
Bunbury Race 3 Distance 2100m

Wednesday, 16 August 2023

Gross Time: 2:38.10 MileRate: 2:01.20 LeadTime: 36.40s First Qtr: 32.70s Second Qtr: 30.60s Third Qtr: 29.70s Fourth Qtr: 28.70s

NoHorse	Plc	Mar	800 Posi	400 Posi	Time	3rd Qtr	4th Qtr
1 TILLY SWIFT	1	0.0m	4.6m (0)	4.6m (0)	2:38.10	29.69s	28.37s
2 AMERICAN MONARC	2	0.5m	0.0m (0)	0.0m (0)	2:38.14	29.70s	28.74s
8 SYNCOPATION	3	4.8m	8.6m (0)	8.6m (0)	2:38.46	29.70s	28.43s
4 IDEAL IVANA	4	5.0m	15.6m (0)	12.4m (1)	2:38.48	29.46s	28.17s
7 SPIRITOFANANGEL	5	6.5m	15.0m (2)	7.4m (2)	2:38.59	29.15s	28.64s
9 HAVING FUN	6	9.3m	13.2m (1)	11.4m (2)	2:38.80	29.57s	28.55s
6 FLYING TO WIN	7	9.6m	10.6m (2)	3.4m (2)	2:38.82	29.19s	29.14s
3 IMAHERO	8	11.8m	8.2m (1)	7.0m (1)	2:38.99	29.62s	29.04s
5 FEELING EMPATHY	9	11.9m	4.2m (1)	2.8m (1)	2:39.00	29.61s	29.35s

Finish Position and metres gained from 800m





PJ Harness Analyser

Sectional Analysis Software - Not just a formguide!

www.facebook.com/PJHarnessRacing



RISE Digital, Harness Racing Australia nor the provider accepts any responsibility for the completeness or accuracy of any of the information contained herein, and makes no representations about its suitability for any particular purpose. Users should make their own judgements about those matters and/or seek independent advice. You assume all risks associated with use of data provided on this page

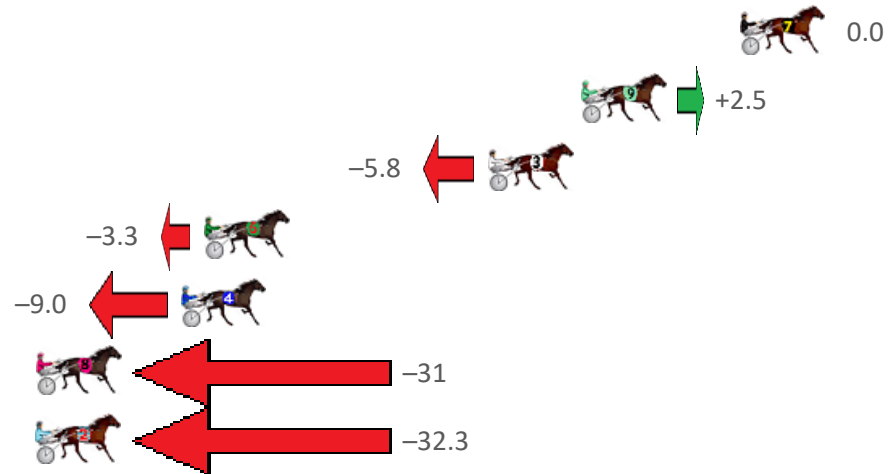
Bunbury Race 4 Distance 1609m

Wednesday, 16 August 2023

Gross Time: 1:56.50 MileRate: 1:56.50 LeadTime: 0.00s First Qtr: 28.50s Second Qtr: 31.10s Third Qtr: 29.00s Fourth Qtr: 27.90s

NoHorse	Plc	Mar	800 Posi	400 Posi	Time	3rd Qtr	4th Qtr
7 MY LITTLE BIG MAN	1	0.0m	0.0m (0)	0.0m (0)	1:56.50	29.00s	27.90s
9 MAJOR DALTON	2	6.3m	8.8m (0)	10.4m (0)	1:56.96	29.11s	27.62s
3 SWEET SASSYMOLAS	3	10.0m	4.2m (0)	5.4m (0)	1:57.23	29.09s	28.22s
6 TIZA WISH	4	21.3m	18.0m (0)	16.8m (1)	1:58.06	28.92s	28.21s
4 NYARNYEE NAVAJO	5	22.2m	13.2m (0)	11.4m (1)	1:58.13	28.89s	28.65s
8 REDDY TO FLY	6	70.5m	40.0m (0)	55.0m (0)	2:01.67	30.08s	28.98s
2 ALTA MONTEL	7	80.3m	48.0m (0)	60.0m (0)	2:02.39	29.88s	29.31s

Finish Position and metres gained from 800m





PJ Harness Analyser

Sectional Analysis Software - Not just a formguide!

www.facebook.com/PJHarnessRacing



RISE Digital, Harness Racing Australia nor the provider accepts any responsibility for the completeness or accuracy of any of the information contained herein, and makes no representations about its suitability for any particular purpose. Users should make their own judgements about those matters and/or seek independent advice. You assume all risks associated with use of data provided on this page

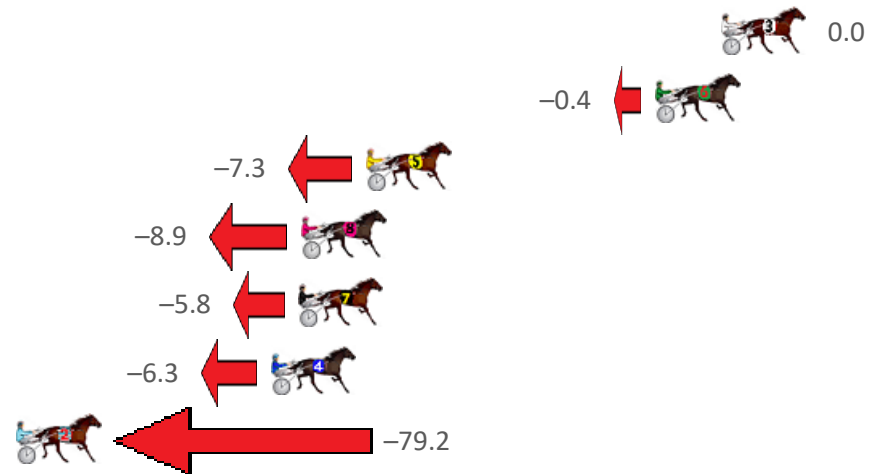
Bunbury Race 5 Distance 2569m

Wednesday, 16 August 2023

Gross Time: 3:13.90 MileRate: 2:01.50 LeadTime: 75.10s First Qtr: 31.80s Second Qtr: 30.60s Third Qtr: 29.10s Fourth Qtr: 27.30s

NoHorse	Plc	Mar	800 Posi	400 Posi	Time	3rd Qtr	4th Qtr
3 ALL IS WELL	1	0.0m	0.0m (0)	0.0m (0)	3:13.90	29.10s	27.30s
6 MAJOR FREEWAY	2	2.6m	2.2m (1)	1.4m (1)	3:14.09	29.05s	27.38s
5 REGAL AURA	3	14.1m	6.8m (1)	6.0m (1)	3:14.91	29.06s	27.85s
8 BETTOR MOVE ALON	4	16.7m	7.8m (0)	10.4m (1)	3:15.10	29.30s	27.73s
7 TRIPLE BRIE	5	16.8m	11.0m (1)	10.4m (2)	3:15.11	29.07s	27.73s
4 MERAUIGLIA	6	17.9m	11.6m (0)	13.8m (0)	3:15.19	29.26s	27.58s
2 MANDOZA	7	83.2m	4.0m (0)	8.2m (0)	3:19.88	29.56s	32.39s

Finish Position and metres gained from 800m





PJ Harness Analyser

Sectional Analysis Software - Not just a formguide!

www.facebook.com/PJHarnessRacing



RISE Digital, Harness Racing Australia nor the provider accepts any responsibility for the completeness or accuracy of any of the information contained herein, and makes no representations about its suitability for any particular purpose. Users should make their own judgements about those matters and/or seek independent advice. You assume all risks associated with use of data provided on this page

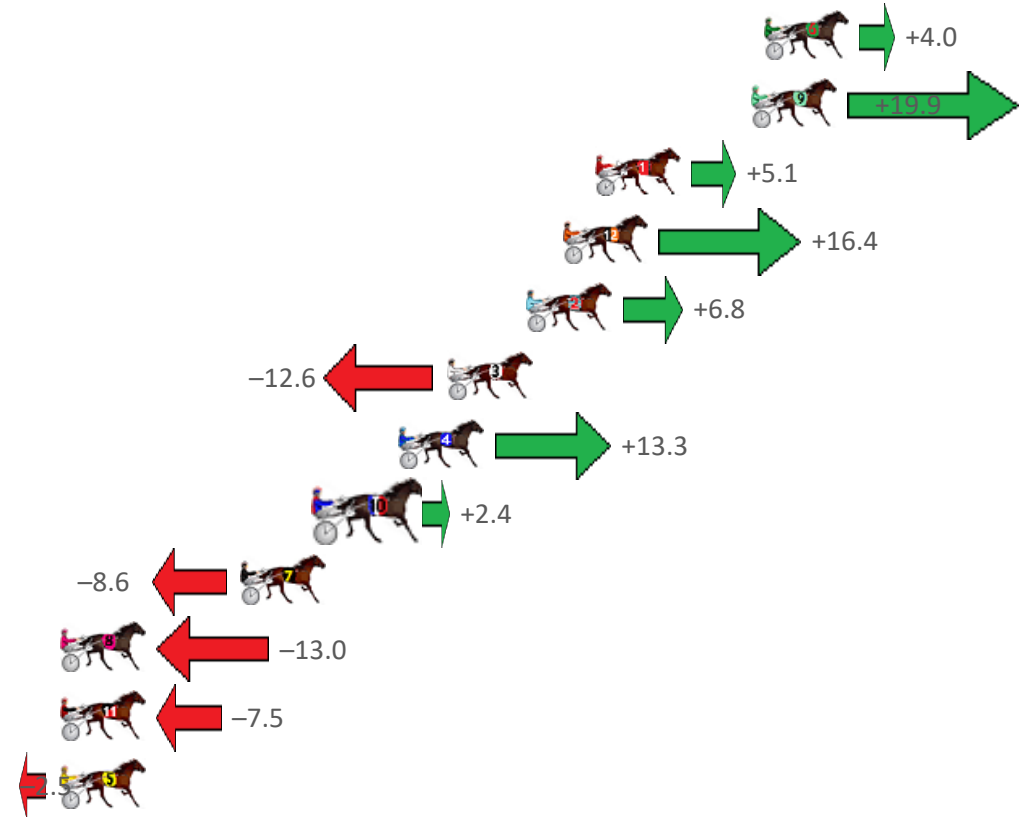
Bunbury Race 6 Distance 1609m

Wednesday, 16 August 2023

Gross Time: 1:56.90 MileRate: 1:56.90 LeadTime: 0.00s First Qtr: 27.10s Second Qtr: 30.90s Third Qtr: 30.00s Fourth Qtr: 28.90s

NoHorse	Plc	Mar	800 Posi	400 Posi	Time	3rd Qtr	4th Qtr
6 DIAMONDSONTHEBE	1	0.0m	4.0m (0)	5.2m (0)	1:56.90	30.08s	28.53s
9 ROCKIN JETSTAR	2	0.5m	20.4m (1)	0.0m (1)	1:56.94	28.51s	28.94s
1 FIREPLAY	3	6.7m	11.8m (0)	8.6m (1)	1:57.41	29.76s	28.76s
12 SHAKIRA BLUE	4	8.0m	24.4m (1)	12.6m (1)	1:57.51	29.13s	28.57s
2 DOCTOR STEVE	5	9.4m	16.2m (1)	8.2m (2)	1:57.61	29.42s	28.99s
3 THEREUGO	6	12.6m	0.0m (0)	1.0m (0)	1:57.86	30.09s	29.73s
4 RODGER JAMES	7	14.5m	27.8m (0)	19.2m (0)	1:58.00	29.36s	28.56s
10 LIVE LIFE FAST	8	17.4m	19.8m (0)	20.8m (2)	1:58.22	30.07s	28.66s
7 DYNAMITE BEACH	9	20.8m	12.2m (1)	4.6m (1)	1:58.48	29.47s	30.06s
8 DYNAMITE DOLLY	10	28.8m	15.8m (0)	17.4m (1)	1:59.08	30.13s	29.72s
11 HAPPY DAYZ	11	31.3m	23.8m (0)	25.0m (2)	1:59.27	30.10s	29.35s
5 BABYSGOTBLUEEYES	12	31.5m	29.0m (1)	12.4m (2)	1:59.29	28.81s	30.27s

Finish Position and metres gained from 800m





PJ Harness Analyser

Sectional Analysis Software - Not just a formguide!

www.facebook.com/PJHarnessRacing



RISE Digital, Harness Racing Australia nor the provider accepts any responsibility for the completeness or accuracy of any of the information contained herein, and makes no representations about its suitability for any particular purpose. Users should make their own judgements about those matters and/or seek independent advice. You assume all risks associated with use of data provided on this page

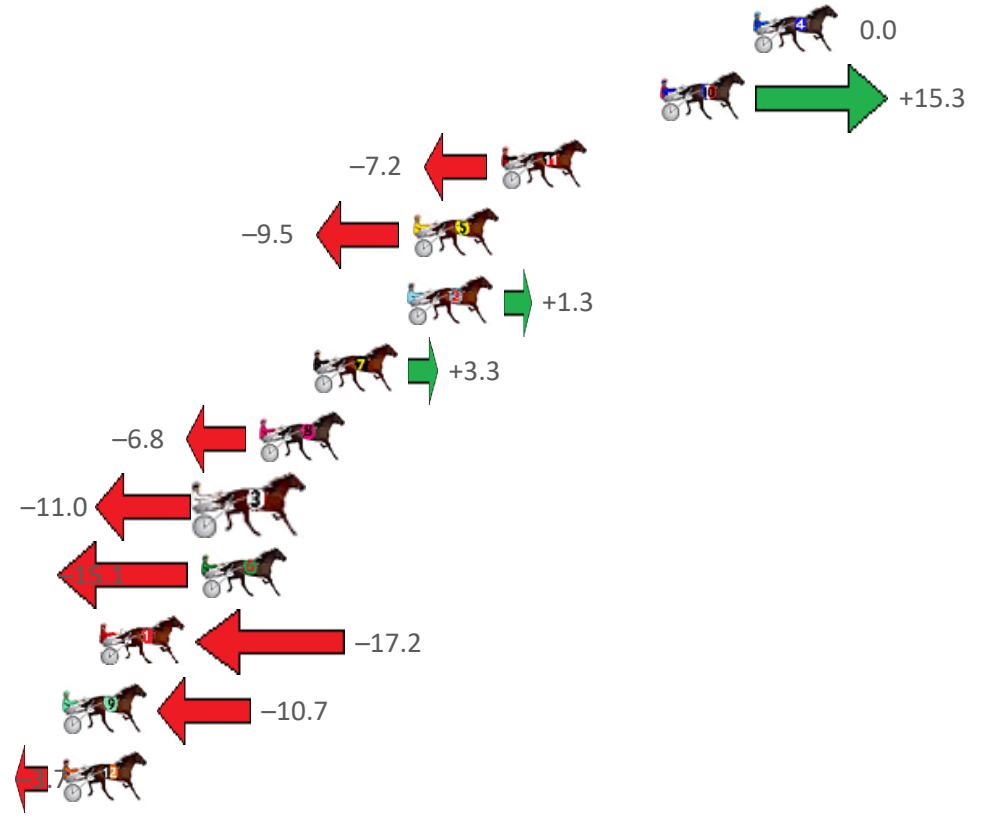
Bunbury Race 7 Distance 2100m

Wednesday, 16 August 2023

Gross Time: 2:34.80 MileRate: 1:58.60 LeadTime: 35.60s First Qtr: 31.30s Second Qtr: 30.40s Third Qtr: 29.80s Fourth Qtr: 27.70s

NoHorse	Plc	Mar	800 Posi	400 Posi	Time	3rd Qtr	4th Qtr
4 LUCCA	1	0.0m	0.0m (0)	0.0m (0)	2:34.80	29.80s	27.70s
10 SORRIDERE	2	3.7m	19.0m (1)	8.8m (2)	2:35.07	29.06s	27.35s
11 WILLIAM GEES LEGA	3	10.0m	2.8m (1)	0.2m (1)	2:35.53	29.64s	28.37s
5 SOUFFLE	4	13.5m	4.0m (0)	4.4m (0)	2:35.78	29.85s	28.33s
2 ART REVIVAL	5	13.7m	15.0m (1)	4.4m (2)	2:35.80	29.07s	28.34s
7 CHERRY ON THE CAK	6	17.5m	20.8m (0)	18.6m (1)	2:36.08	29.64s	27.62s
8 SPEEDWAGON	7	19.6m	12.8m (0)	13.6m (2)	2:36.23	29.87s	28.11s
3 DISCO DYNAMO	8	21.8m	10.8m (1)	8.8m (1)	2:36.39	29.69s	28.60s
6 BATTLESCARD	9	21.9m	6.8m (1)	4.4m (1)	2:36.40	29.67s	28.91s
1 I SEE FIRE	10	26.0m	8.8m (0)	10.8m (0)	2:36.69	29.98s	28.75s
9 GOODONYA MATE	11	27.5m	16.8m (0)	14.8m (0)	2:36.80	29.69s	28.57s
12 MAGIC EYE MICK	11	27.5m	23.8m (1)	21.4m (2)	2:36.80	29.64s	28.12s

Finish Position and metres gained from 800m



PJ Harness Analyser

Sectional Analysis Software - Not just a formguide!

www.facebook.com/PJHarnessRacing

RISE Digital, Harness Racing Australia nor the provider accepts any responsibility for the completeness or accuracy of any of the information contained herein, and makes no representations about its suitability for any particular purpose. Users should make their own judgements about those matters and/or seek independent advice. You assume all risks associated with use of data provided on this page