

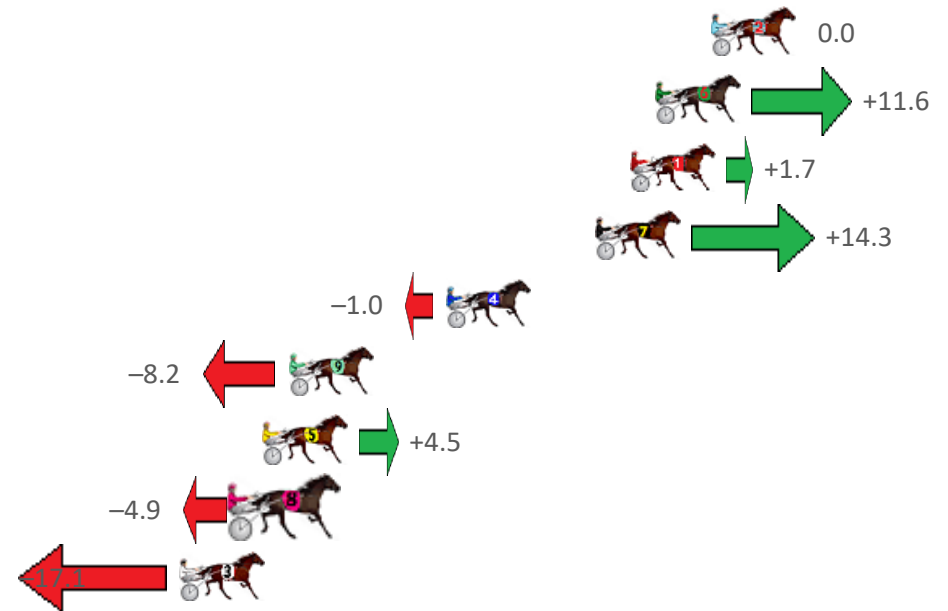
Bunbury Race 1 Distance 2100m

Wednesday, 30 August 2023

Gross Time: 2:38.30 MileRate: 2:01.30 LeadTime: 36.80s First Qtr: 32.90s Second Qtr: 31.30s Third Qtr: 28.10s Fourth Qtr: 29.20s

NoHorse	Plc	Mar	800 Posi	400 Posi	Time	3rd Qtr	4th Qtr
2 PHILTHEJUG	1	0.0m	0.0m (0)	0.0m (0)	2:38.30	28.10s	29.20s
6 SHES A MARE	2	2.2m	13.8m (1)	7.3m (1)	2:38.47	27.66s	28.85s
1 WORLD SECRET	3	3.2m	4.9m (0)	4.8m (0)	2:38.55	28.10s	29.11s
7 HEARTOFAHLIA	4	4.6m	18.9m (1)	3.7m (3)	2:38.65	27.04s	29.29s
4 DEKLA DIVA	5	10.5m	9.5m (0)	8.7m (0)	2:39.10	28.06s	29.38s
9 STELLAR EDITION	6	16.8m	8.6m (1)	3.9m (2)	2:39.59	27.78s	30.21s
5 HONOUR THE EAGLE	7	17.8m	22.3m (0)	12.1m (1)	2:39.66	27.40s	29.70s
8 SPICE PACKAGE	8	18.7m	13.8m (0)	18.0m (0)	2:39.73	28.42s	29.35s
3 ALREDDY FLYIN	9	21.1m	4.0m (1)	2.8m (1)	2:39.92	28.02s	30.62s

Finish Position and metres gained from 800m





PJ Harness Analyser

Sectional Analysis Software - Not just a formguide!

www.facebook.com/PJHarnessRacing



RISE Digital, Harness Racing Australia nor the provider accepts any responsibility for the completeness or accuracy of any of the information contained herein, and makes no representations about its suitability for any particular purpose. Users should make their own judgements about those matters and/or seek independent advice. You assume all risks associated with use of data provided on this page

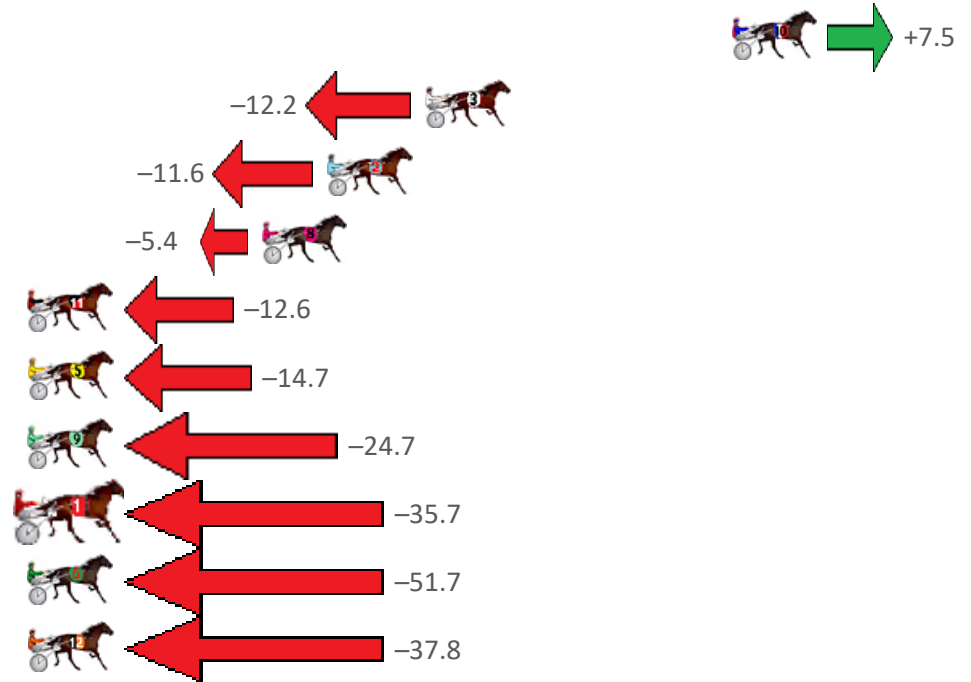
Bunbury Race 2 Distance 2100m

Wednesday, 30 August 2023

Gross Time: 2:35.50 MileRate: 1:59.20 LeadTime: 37.60s First Qtr: 31.90s Second Qtr: 30.80s Third Qtr: 27.00s Fourth Qtr: 28.20s

NoHorse	Plc	Mar	800 Posi	400 Posi	Time	3rd Qtr	4th Qtr
10 BLAZE ON	1	0.0m	7.5m (1)	0.0m (1)	2:35.50	26.49s	28.20s
3 MISTER CONSTITUTI	2	12.2m	0.0m (0)	0.0m (0)	2:36.40	27.00s	29.10s
2 PACIFIC EAGLE	3	16.1m	4.5m (0)	7.3m (0)	2:36.69	27.20s	28.89s
8 MAJOR DALTON	4	18.7m	13.3m (0)	25.2m (1)	2:36.89	27.84s	27.86s
11 HES THUNDER	5	29.4m	16.8m (1)	21.6m (0)	2:37.68	27.35s	28.90s
5 THE DUBLIN XPRESS	6	36.6m	21.9m (1)	26.7m (2)	2:38.21	27.36s	29.08s
9 UNDER THE STARZZZ	7	36.7m	12.0m (1)	14.4m (0)	2:38.22	27.18s	29.93s
1 THE REAL MIKOY	8	44.5m	8.8m (0)	26.0m (0)	2:38.80	28.19s	29.72s
6 ISLAND TEE REX	9	54.5m	2.8m (1)	12.3m (1)	2:39.54	27.65s	31.40s
12 SWANBOURNE SPUN	10	56.1m	18.3m (0)	32.5m (0)	2:39.66	28.00s	30.13s

Finish Position and metres gained from 800m





PJ Harness Analyser

Sectional Analysis Software - Not just a formguide!

www.facebook.com/PJHarnessRacing



RISE Digital, Harness Racing Australia nor the provider accepts any responsibility for the completeness or accuracy of any of the information contained herein, and makes no representations about its suitability for any particular purpose. Users should make their own judgements about those matters and/or seek independent advice. You assume all risks associated with use of data provided on this page


Bunbury Race 3 Distance 2100m

Wednesday, 30 August 2023

Gross Time: 2:35.90 MileRate: 1:59.50 LeadTime: 36.60s First Qtr: 31.40s Second Qtr: 30.20s Third Qtr: 28.80s Fourth Qtr: 28.90s

NoHorse	Plc	Mar	800 Posi	400 Posi	Time	3rd Qtr	4th Qtr
3 AZTERIAN	1	0.0m	0.0m (0)	0.0m (0)	2:35.90	28.80s	28.90s
5 WILLIAM GEES LEGA	2	0.8m	1.1m (1)	0.7m (1)	2:35.96	28.77s	28.91s
2 DISCO DYNAMO	3	3.8m	5.3m (1)	5.6m (1)	2:36.19	28.82s	28.79s
8 COLD HARD CASH	4	4.1m	8.9m (0)	8.9m (0)	2:36.21	28.80s	28.57s
1 GOODONYA MATE	5	5.2m	4.8m (0)	4.9m (0)	2:36.29	28.81s	28.94s
4 IM ROCKIN ROD	6	8.3m	10.1m (1)	10.3m (1)	2:36.53	28.82s	28.79s
9 LILLY LAGUNA	7	11.6m	13.7m (0)	15.1m (0)	2:36.78	28.90s	28.70s
6 FOLLOW ROCKNROL	8	24.2m	15.7m (1)	6.8m (2)	2:37.74	28.17s	30.25s

Finish Position and metres gained from 800m





PJ Harness Analyser

Sectional Analysis Software - Not just a formguide!

www.facebook.com/PJHarnessRacing



RISE Digital, Harness Racing Australia nor the provider accepts any responsibility for the completeness or accuracy of any of the information contained herein, and makes no representations about its suitability for any particular purpose. Users should make their own judgements about those matters and/or seek independent advice. You assume all risks associated with use of data provided on this page

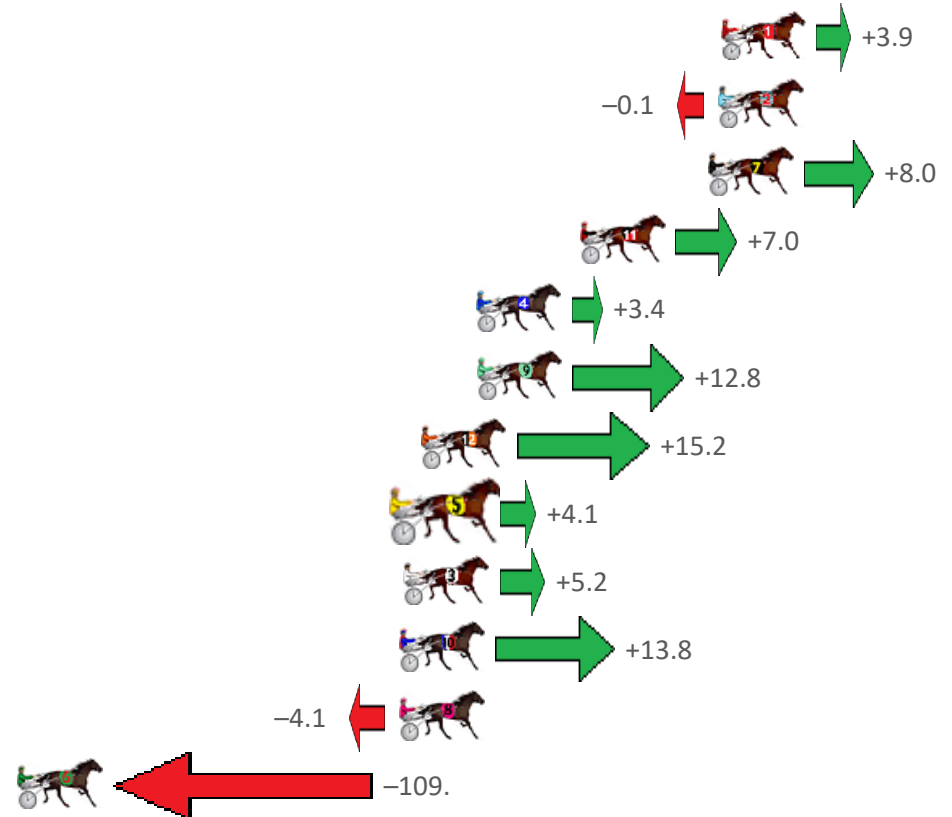
Bunbury Race 4 Distance 2100m

Wednesday, 30 August 2023

Gross Time: 2:38.20 MileRate: 2:01.20 LeadTime: 36.40s First Qtr: 31.00s Second Qtr: 31.00s Third Qtr: 29.70s Fourth Qtr: 30.10s

NoHorse	Plc	Mar	800 Posi	400 Posi	Time	3rd Qtr	4th Qtr
1 WISE SAGE	1	0.0m	3.9m (0)	4.7m (0)	2:38.20	29.76s	29.75s
2 OUR SURROGATE	2	0.1m	0.0m (0)	0.0m (0)	2:38.21	29.70s	30.11s
7 LETS ROCK TONIGHT	3	0.5m	8.5m (1)	8.6m (2)	2:38.24	29.71s	29.50s
11 TAHI	4	5.6m	12.6m (0)	12.7m (1)	2:38.64	29.71s	29.60s
4 SHAKIRA BLUE	5	9.7m	13.1m (1)	4.7m (1)	2:38.96	29.08s	30.51s
9 STEREOPHONIC	5	9.7m	22.5m (1)	10.0m (3)	2:38.96	28.78s	30.12s
12 ROCKIN JETSTAR	7	11.9m	27.1m (1)	7.9m (4)	2:39.14	28.29s	30.45s
5 HAPPY DAYZ	8	12.6m	16.7m (0)	16.6m (0)	2:39.19	29.70s	29.86s
3 HEZA BEAUTY	9	12.6m	17.8m (1)	13.9m (2)	2:39.19	29.42s	30.06s
10 ABSOLUTE DELIGHT	10	12.8m	26.6m (0)	19.9m (2)	2:39.21	29.22s	29.63s
8 LIVE LIFE FAST	11	12.8m	8.7m (0)	8.6m (0)	2:39.21	29.70s	30.47s
6 NOWUSEEMERUNIN	12	112.9m	3.8m (1)	19.9m (1)	2:47.10	30.90s	37.52s

Finish Position and metres gained from 800m



PJ Harness Analyser

Sectional Analysis Software - Not just a formguide!

www.facebook.com/PJHarnessRacing

RISE Digital, Harness Racing Australia nor the provider accepts any responsibility for the completeness or accuracy of any of the information contained herein, and makes no representations about its suitability for any particular purpose. Users should make their own judgements about those matters and/or seek independent advice. You assume all risks associated with use of data provided on this page

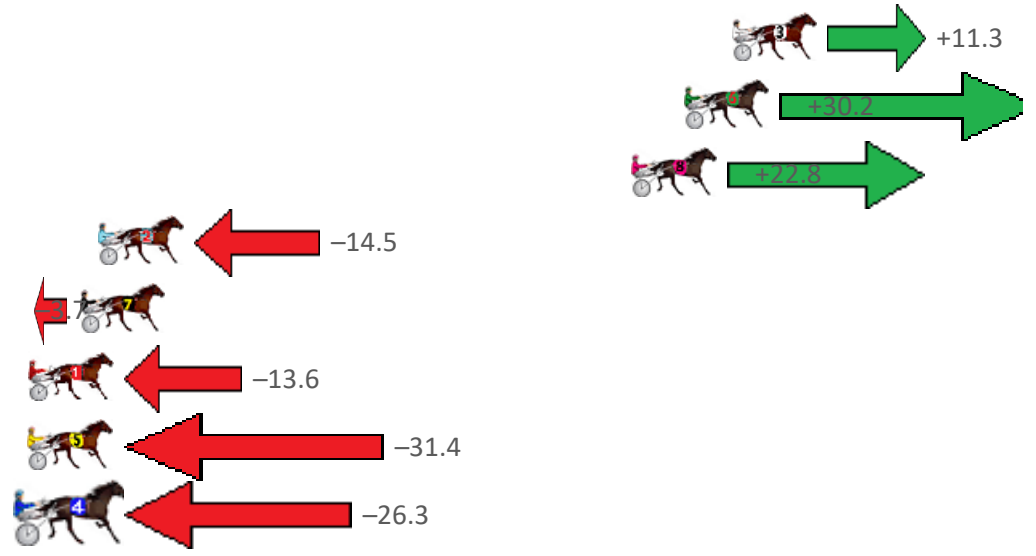
Bunbury Race 5 Distance 2503m

Wednesday, 30 August 2023

Gross Time: 3:14.20 MileRate: 2:03.90 LeadTime: 74.00s First Qtr: 29.80s Second Qtr: 30.60s Third Qtr: 29.60s Fourth Qtr: 30.20s

NoHorse	Plc	Mar	800 Posi	400 Posi	Time	3rd Qtr	4th Qtr
3 COHLIN	1	0.0m	11.3m (1)	0.0m (0)	3:14.20	28.77s	30.20s
6 VINTAGE BLU	2	1.9m	32.1m (0)	11.2m (2)	3:14.35	28.07s	29.52s
8 MACHLANI	3	4.0m	26.8m (0)	6.9m (2)	3:14.52	28.15s	30.00s
2 IM DRINKINDOUBLES	4	25.2m	10.7m (0)	12.5m (0)	3:16.19	29.74s	31.26s
7 OUR TRUMP CARD	5	25.9m	22.2m (0)	3.2m (1)	3:16.25	28.21s	32.01s
1 STRAYLYA	6	30.9m	17.3m (1)	16.6m (1)	3:16.64	29.56s	31.41s
5 CAPTAINS BEACHBA	7	31.4m	0.0m (0)	6.6m (0)	3:16.68	30.09s	32.19s
4 HI TOMMY	8	32.4m	6.1m (0)	7.9m (1)	3:16.76	29.74s	32.17s

Finish Position and metres gained from 800m





PJ Harness Analyser

Sectional Analysis Software - Not just a formguide!

www.facebook.com/PJHarnessRacing



RISE Digital, Harness Racing Australia nor the provider accepts any responsibility for the completeness or accuracy of any of the information contained herein, and makes no representations about its suitability for any particular purpose. Users should make their own judgements about those matters and/or seek independent advice. You assume all risks associated with use of data provided on this page

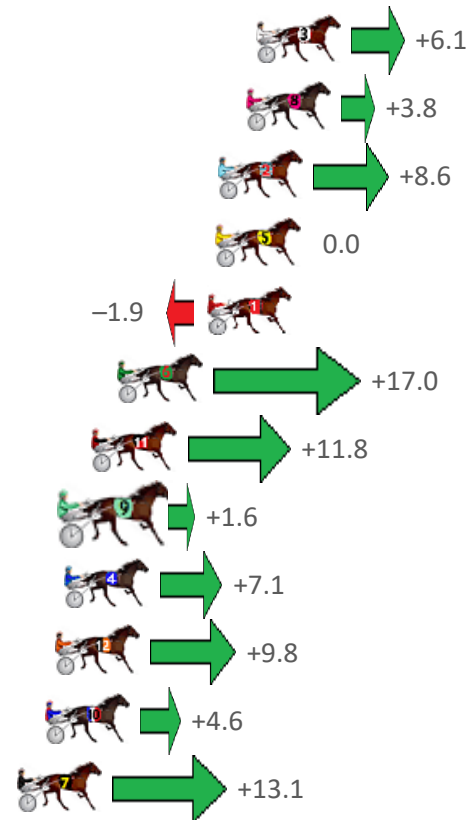
Bunbury Race 6 Distance 2569m

Wednesday, 30 August 2023

Gross Time: 3:12.90 MileRate: 2:00.80 LeadTime: 72.60s First Qtr: 30.70s Second Qtr: 30.00s Third Qtr: 29.00s Fourth Qtr: 30.60s

NoHorse	Plc	Mar	800 Posi	400 Posi	Time	3rd Qtr	4th Qtr
3 FLAMETREE	1	0.0m	6.1m (1)	5.3m (2)	3:12.90	28.95s	30.21s
8 PUREST COPPER	2	0.4m	4.2m (0)	3.9m (0)	3:12.93	28.99s	30.34s
2 SPIRITOFANANGEL	3	1.5m	10.1m (1)	1.2m (2)	3:13.02	28.36s	30.63s
5 HAVING FUN	4	1.6m	1.6m (1)	1.9m (1)	3:13.03	29.03s	30.59s
1 AMERICAN MONARC	5	1.9m	0.0m (0)	0.0m (0)	3:13.05	29.00s	30.75s
6 EKARA NAVAJO	6	5.5m	22.5m (1)	9.9m (3)	3:13.34	28.11s	30.31s
11 OUR LADY JEN	7	6.5m	18.3m (1)	9.2m (1)	3:13.42	28.36s	30.44s
9 ALEXANDRA THEGRE	8	7.3m	8.9m (0)	8.3m (0)	3:13.48	28.97s	30.57s
4 POCKETFUL OF OPAL	9	7.6m	14.7m (2)	5.9m (3)	3:13.51	28.38s	30.77s
12 MONTEGO	10	8.0m	17.8m (0)	13.2m (1)	3:13.54	28.70s	30.26s
10 FLYING TO WIN	11	8.4m	13.0m (0)	12.6m (0)	3:13.57	28.99s	30.34s
7 FEELING EMPATHY	12	9.5m	22.6m (0)	17.2m (0)	3:13.66	28.64s	30.09s

Finish Position and metres gained from 800m



PJ Harness Analyser

Sectional Analysis Software - Not just a formguide!

www.facebook.com/PJHarnessRacing

RISE Digital, Harness Racing Australia nor the provider accepts any responsibility for the completeness or accuracy of any of the information contained herein, and makes no representations about its suitability for any particular purpose. Users should make their own judgements about those matters and/or seek independent advice. You assume all risks associated with use of data provided on this page

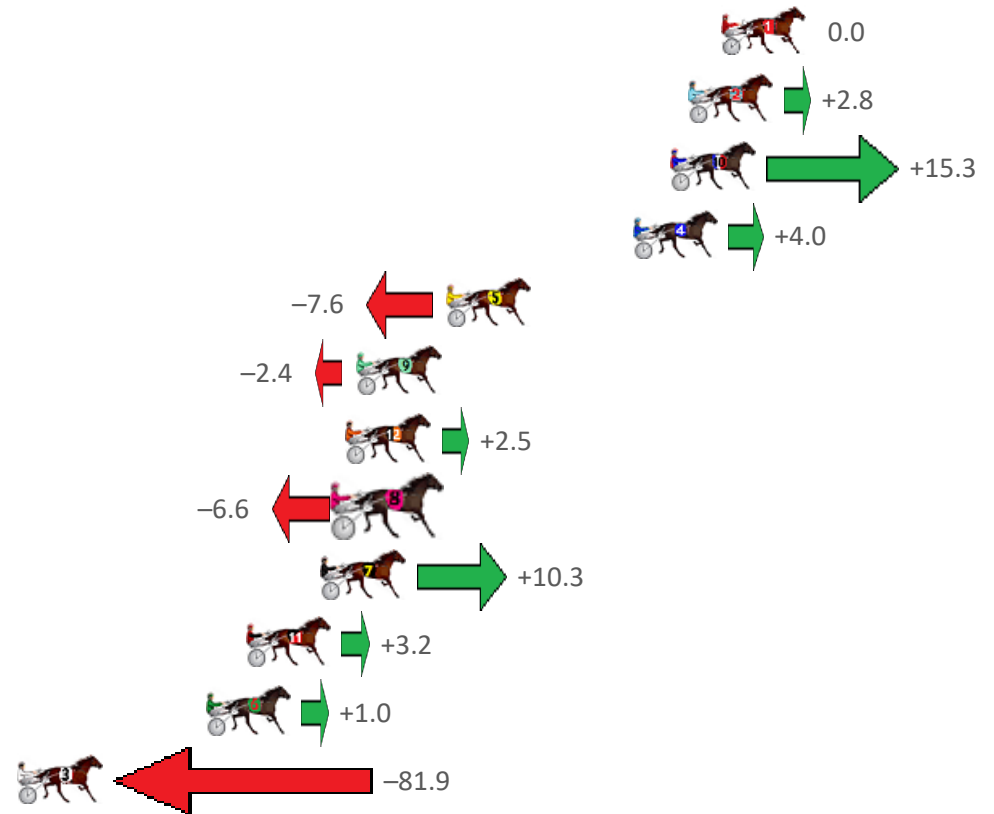
Bunbury Race 7 Distance 2100m

Wednesday, 30 August 2023

Gross Time: 2:32.80 MileRate: 1:57.10 LeadTime: 35.50s First Qtr: 30.30s Second Qtr: 30.60s Third Qtr: 28.40s Fourth Qtr: 28.00s

NoHorse	Plc	Mar	800 Posi	400 Posi	Time	3rd Qtr	4th Qtr
1 MAGNUS VICTOR	1	0.0m	0.0m (0)	0.0m (0)	2:32.80	28.40s	28.00s
2 ME FLASH	2	1.3m	4.1m (0)	4.1m (0)	2:32.90	28.40s	27.81s
10 ALL IS WELL	3	2.0m	17.3m (1)	7.7m (2)	2:32.95	27.72s	27.61s
4 RAMBO RABBIT	4	3.5m	7.5m (1)	2.9m (2)	2:33.06	28.07s	28.06s
5 JACKPOT JOE	5	10.9m	3.3m (1)	1.4m (1)	2:33.60	28.27s	28.70s
9 BETTOR MOVE ALON	6	14.5m	12.1m (0)	13.3m (1)	2:33.87	28.48s	28.14s
12 DESIDERIO	7	14.9m	17.4m (0)	17.6m (0)	2:33.90	28.40s	27.87s
8 MERA VIGLIA	8	15.0m	8.4m (0)	8.4m (0)	2:33.90	28.40s	28.51s
7 MR CHIP	9	15.9m	26.2m (1)	20.4m (2)	2:33.97	27.98s	27.74s
11 GREG ARMY	10	18.9m	22.1m (1)	15.4m (2)	2:34.19	27.92s	28.31s
6 BETTOR CLASS	11	20.5m	21.5m (0)	17.6m (3)	2:34.31	28.11s	28.28s
3 GINGERS JET	12	94.2m	12.3m (1)	19.0m (1)	2:39.73	28.86s	33.60s

Finish Position and metres gained from 800m





PJ Harness Analyser

Sectional Analysis Software - Not just a formguide!

www.facebook.com/PJHarnessRacing



RISE Digital, Harness Racing Australia nor the provider accepts any responsibility for the completeness or accuracy of any of the information contained herein, and makes no representations about its suitability for any particular purpose. Users should make their own judgements about those matters and/or seek independent advice. You assume all risks associated with use of data provided on this page