

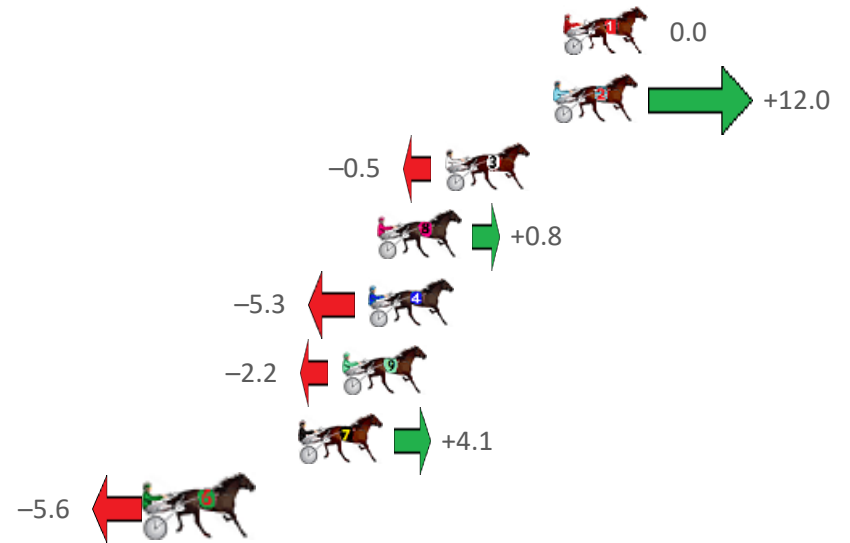
Central Wheatbelt Race 1 Distance 2130m

Sunday, 13 August 2023

Gross Time: 2:47.30 MileRate: 2:06.40 LeadTime: 40.30s First Qtr: 34.70s Second Qtr: 33.40s Third Qtr: 29.50s Fourth Qtr: 29.40s

NoHorse	Plc	Mar	800 Posi	400 Posi	Time	3rd Qtr	4th Qtr
1 FLYS AT NIGHT	1	0.0m	0.0m (0)	0.2m (0)	2:47.30	29.51s	29.39s
2 CONSTELLATIONJEW	2	0.4m	12.4m (0)	11.6m (0)	2:47.33	29.44s	28.58s
3 LUCY HELEN	3	4.7m	4.2m (0)	4.4m (1)	2:47.66	29.51s	29.42s
8 BARTLETT	4	7.4m	8.2m (0)	9.0m (2)	2:47.87	29.56s	29.28s
4 ON GOLDEN ROAD	5	7.7m	2.4m (1)	0.0m (1)	2:47.89	29.33s	29.96s
9 TWOHEARTONEDIA	6	8.8m	6.6m (1)	4.8m (2)	2:47.98	29.37s	29.69s
7 IWILL NEVER KNOW	7	10.5m	14.6m (1)	13.0m (4)	2:48.11	29.38s	29.22s
6 THIS TIME JACKO	8	16.2m	10.6m (1)	9.6m (3)	2:48.55	29.43s	29.88s

Finish Position and metres gained from 800m





PJ Harness Analyser

Sectional Analysis Software - Not just a formguide!

www.facebook.com/PJHarnessRacing



RISE Digital, Harness Racing Australia nor the provider accepts any responsibility for the completeness or accuracy of any of the information contained herein, and makes no representations about its suitability for any particular purpose. Users should make their own judgements about those matters and/or seek independent advice. You assume all risks associated with use of data provided on this page

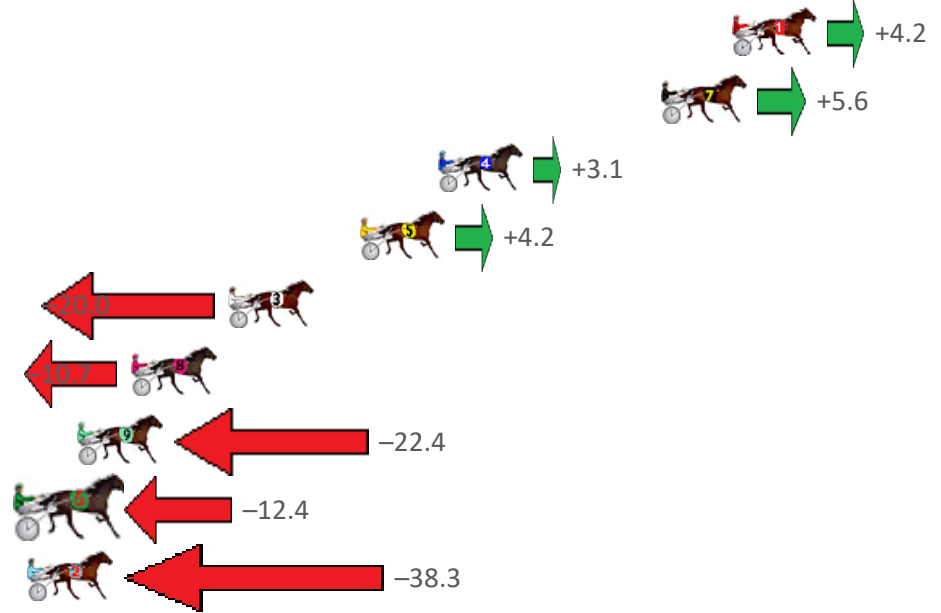
Central Wheatbelt Race 2 Distance 1730m

Sunday, 13 August 2023

Gross Time: 2:12.20 MileRate: 2:03.00 LeadTime: 9.70s First Qtr: 31.80s Second Qtr: 30.60s Third Qtr: 29.70s Fourth Qtr: 30.40s

NoHorse	Plc	Mar	800 Posi	400 Posi	Time	3rd Qtr	4th Qtr
1 WEDU WHITBY VOO	1	0.0m	4.2m (0)	4.2m (0)	2:12.20	29.70s	30.08s
7 BARDAN KID	2	2.8m	8.4m (0)	8.8m (0)	2:12.42	29.74s	29.95s
4 SEVEN MILLION MO	3	11.7m	14.8m (1)	13.6m (2)	2:13.13	29.61s	30.26s
5 WHOZ THIS	4	14.8m	19.0m (1)	17.6m (2)	2:13.38	29.60s	30.19s
3 CARMELA DOMENIC	5	20.0m	0.0m (0)	0.0m (0)	2:13.79	29.68s	31.91s
8 BATAVIA JANE	6	23.9m	13.2m (0)	14.4m (0)	2:14.10	29.78s	31.12s
9 MELORSUE DEE	7	26.0m	3.6m (1)	8.8m (1)	2:14.27	30.07s	31.70s
6 STAR OF KAOS	8	30.6m	18.2m (0)	19.2m (0)	2:14.63	29.76s	31.26s
2 FIRST REUNION	9	48.9m	10.6m (1)	20.6m (1)	2:16.09	30.42s	32.54s

Finish Position and metres gained from 800m





PJ Harness Analyser

Sectional Analysis Software - Not just a formguide!

www.facebook.com/PJHarnessRacing



RISE Digital, Harness Racing Australia nor the provider accepts any responsibility for the completeness or accuracy of any of the information contained herein, and makes no representations about its suitability for any particular purpose. Users should make their own judgements about those matters and/or seek independent advice. You assume all risks associated with use of data provided on this page

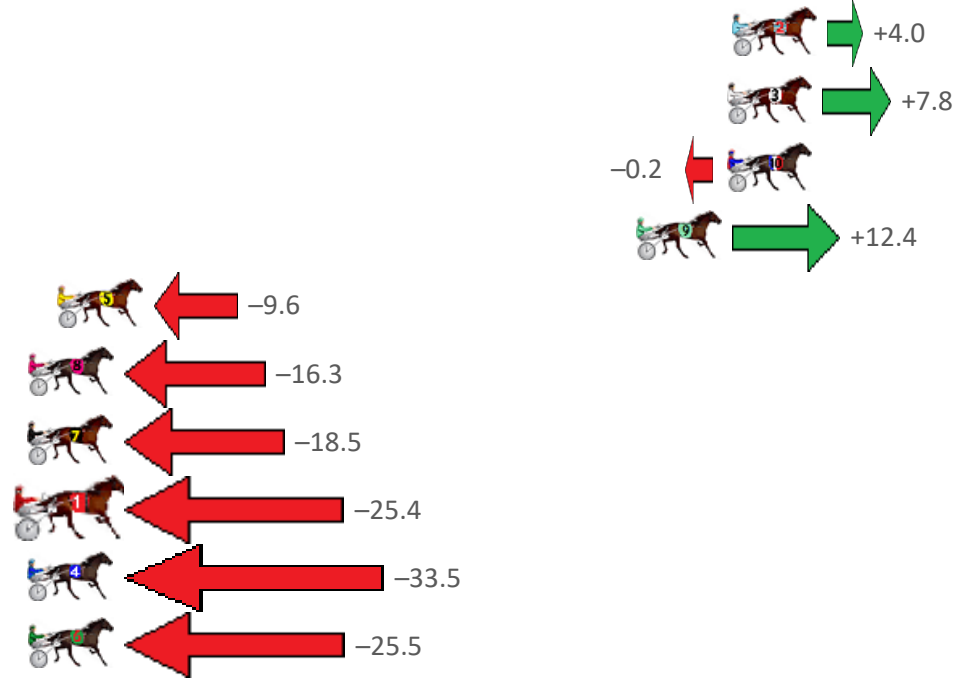
Central Wheatbelt Race 3 Distance 2130m

Sunday, 13 August 2023

Gross Time: 2:42.80 MileRate: 2:03.00 LeadTime: 38.60s First Qtr: 32.10s Second Qtr: 31.90s Third Qtr: 30.40s Fourth Qtr: 29.80s

NoHorse	Plc	Mar	800 Posi	400 Posi	Time	3rd Qtr	4th Qtr
2 FOLLOW THE MILKY	1	0.0m	4.0m (0)	5.0m (0)	2:42.80	30.47s	29.43s
3 WISE SAGE	2	0.2m	8.0m (2)	1.0m (1)	2:42.82	29.88s	29.74s
10 RISING SPIRIT	2	0.2m	0.0m (0)	0.0m (0)	2:42.82	30.40s	29.81s
9 SANFORD BART	4	3.8m	16.2m (1)	13.2m (2)	2:43.10	30.17s	29.10s
5 FIRST AIRBORNE	5	26.8m	17.2m (0)	18.8m (1)	2:44.89	30.53s	30.39s
8 IMMACHULATE	6	28.7m	12.4m (2)	21.4m (3)	2:45.04	31.08s	30.34s
7 SAVE THIS DANCE	7	31.7m	13.2m (0)	19.2m (0)	2:45.28	30.86s	30.73s
1 SHADRACH	8	34.2m	8.8m (0)	14.8m (0)	2:45.47	30.86s	31.24s
4 MUMMAS LITTLE ST	9	38.1m	4.6m (1)	14.6m (1)	2:45.77	31.17s	31.54s
6 PEEPING TOM	10	41.7m	16.2m (2)	20.0m (2)	2:46.06	30.70s	31.41s

Finish Position and metres gained from 800m



PJ Harness Analyser

Sectional Analysis Software - Not just a formguide!

www.facebook.com/PJHarnessRacing



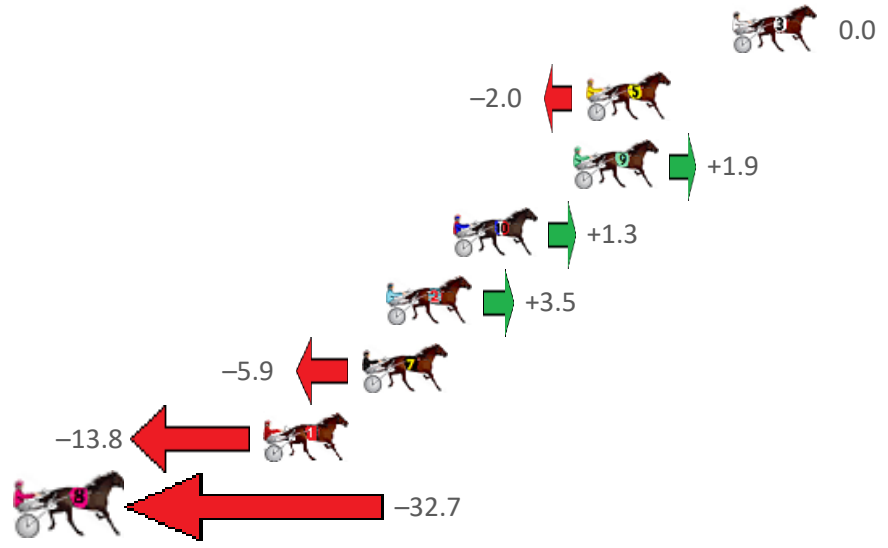
Central Wheatbelt Race 4 Distance 2130m

Sunday, 13 August 2023

Gross Time: 2:41.10 MileRate: 2:01.70 LeadTime: 40.40s First Qtr: 31.90s Second Qtr: 30.40s Third Qtr: 29.50s Fourth Qtr: 28.90s

NoHorse	Plc	Mar	800 Posi	400 Posi	Time	3rd Qtr	4th Qtr
3 OUR LADY JEN	1	0.0m	0.0m (0)	0.0m (0)	2:41.10	29.50s	28.90s
5 DAZZLING JEWEL	2	5.8m	3.8m (1)	3.4m (1)	2:41.54	29.47s	29.07s
9 GOTA GOOD WARH	3	6.3m	8.2m (1)	7.8m (1)	2:41.58	29.47s	28.79s
10 NAVAJO TRAILBLAZE	4	11.1m	12.4m (1)	10.6m (2)	2:41.94	29.37s	28.94s
2 PINK PARADE	5	13.7m	17.2m (1)	15.0m (2)	2:42.14	29.34s	28.81s
7 PATH OF GOLD	6	14.7m	8.8m (0)	8.4m (0)	2:42.21	29.48s	29.35s
1 HOT CINDER	7	18.6m	4.8m (0)	4.4m (0)	2:42.51	29.48s	29.92s
8 SLEEK AND SWEET	8	46.1m	13.4m (0)	12.4m (1)	2:44.60	29.45s	31.32s

Finish Position and metres gained from 800m





PJ Harness Analyser

Sectional Analysis Software - Not just a formguide!

www.facebook.com/PJHarnessRacing



RISE Digital, Harness Racing Australia nor the provider accepts any responsibility for the completeness or accuracy of any of the information contained herein, and makes no representations about its suitability for any particular purpose. Users should make their own judgements about those matters and/or seek independent advice. You assume all risks associated with use of data provided on this page

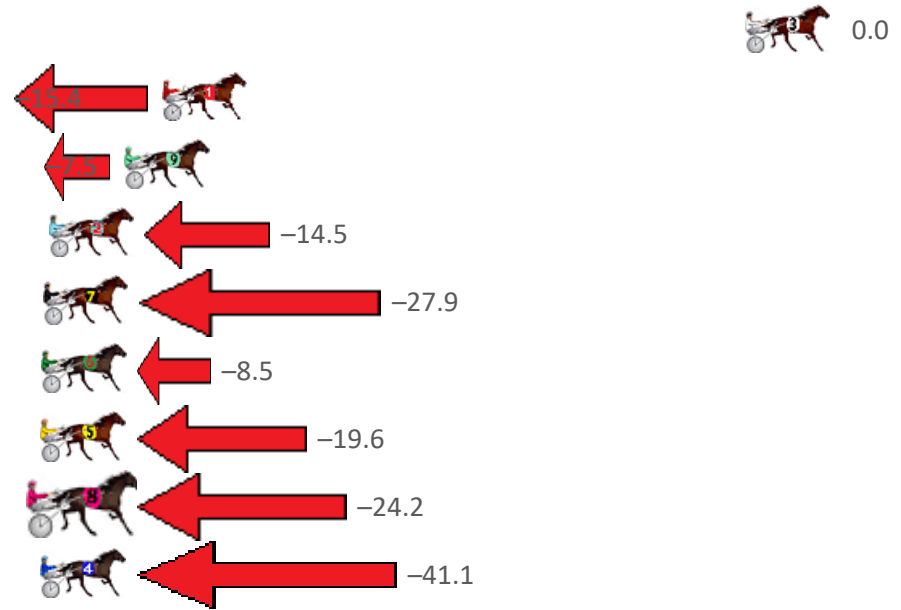
Central Wheatbelt Race 5 Distance 1730m

Sunday, 13 August 2023

Gross Time: 2:07.30 MileRate: 1:58.40 LeadTime: 9.90s First Qtr: 30.20s Second Qtr: 28.70s Third Qtr: 29.20s Fourth Qtr: 29.30s

NoHorse	Plc	Mar	800 Posi	400 Posi	Time	3rd Qtr	4th Qtr
3 GOODEALEHMADDIE	1	0.0m	0.0m (0)	0.0m (0)	2:07.30	29.20s	29.30s
1 BATAVIA PLAYBOY	2	23.2m	7.8m (0)	10.8m (0)	2:09.08	29.42s	30.20s
9 BATAVIA STORM	3	24.7m	17.2m (0)	18.4m (0)	2:09.20	29.29s	29.76s
2 RUSINOL	4	27.7m	13.2m (0)	14.2m (1)	2:09.43	29.27s	30.28s
7 FEELING ACES	5	27.9m	0.0m (1)	3.8m (1)	2:09.44	29.47s	31.06s
6 BILLY TO THE MAX	6	30.5m	22.0m (0)	23.4m (0)	2:09.64	29.30s	29.82s
5 SILVER STAR LOMBO	7	37.8m	18.2m (1)	21.4m (2)	2:10.20	29.43s	30.49s
8 DESIDERIO	8	40.6m	16.4m (2)	16.6m (2)	2:10.42	29.21s	31.05s
4 ADDA PARIS	9	54.3m	13.2m (1)	23.2m (1)	2:11.47	29.92s	31.57s

Finish Position and metres gained from 800m





PJ Harness Analyser

Sectional Analysis Software - Not just a formguide!

www.facebook.com/PJHarnessRacing



RISE Digital, Harness Racing Australia nor the provider accepts any responsibility for the completeness or accuracy of any of the information contained herein, and makes no representations about its suitability for any particular purpose. Users should make their own judgements about those matters and/or seek independent advice. You assume all risks associated with use of data provided on this page

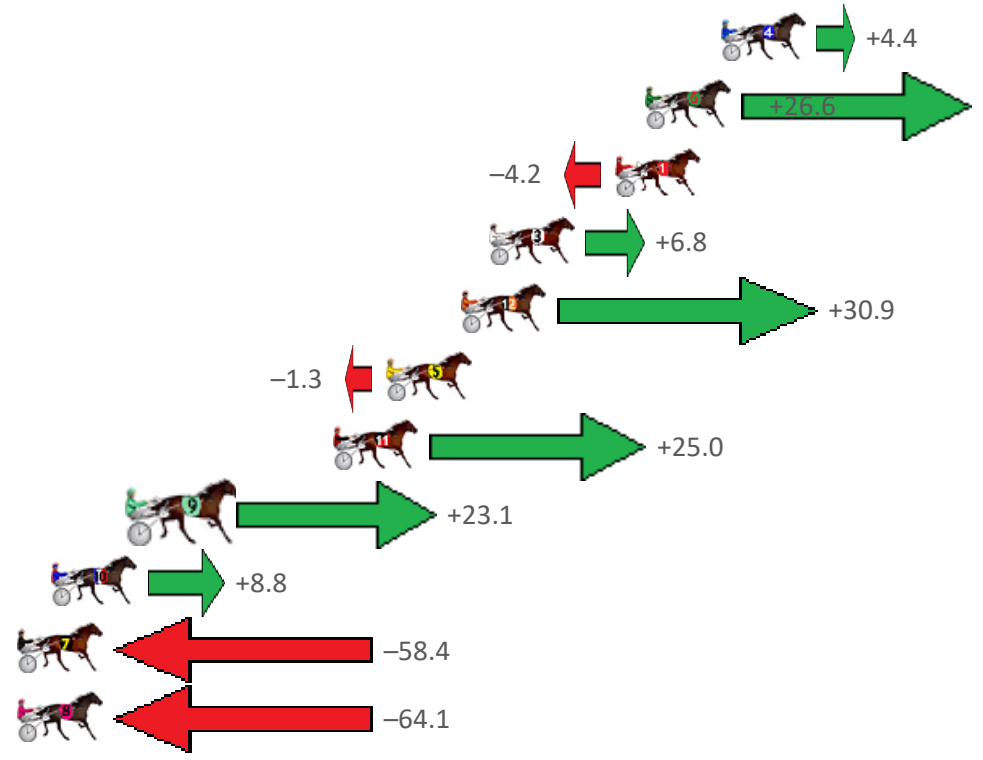
Central Wheatbelt Race 6 Distance 2100m

Sunday, 13 August 2023

Gross Time: 2:40.90 MileRate: 2:02.20 LeadTime: 40.30s First Qtr: 29.80s Second Qtr: 30.20s Third Qtr: 30.30s Fourth Qtr: 30.30s

NoHorse	Plc	Mar	800 Posi	400 Posi	Time	3rd Qtr	4th Qtr
4 HOPE	1	0.0m	4.4m (0)	4.0m (0)	2:40.90	30.27s	30.00s
6 MADDY MADDY	2	3.0m	29.6m (0)	13.8m (0)	2:41.14	29.11s	29.49s
1 OBSERVATION	3	4.2m	0.0m (0)	0.0m (0)	2:41.23	30.30s	30.62s
3 TOMMY KRUIZE	4	9.2m	16.0m (0)	7.2m (2)	2:41.63	29.64s	30.45s
12 ULTIMATE ROCKER	5	10.3m	41.2m (1)	17.0m (1)	2:41.72	28.48s	29.80s
5 MIRACLE MARY	6	13.3m	12.0m (0)	8.2m (1)	2:41.96	30.01s	30.68s
11 BREWERY LANE	7	15.4m	40.4m (0)	23.8m (1)	2:42.12	29.05s	29.67s
9 CRACKA TINNY	8	23.1m	46.2m (0)	27.6m (2)	2:42.73	28.90s	29.96s
10 BATAVIA BLACKHOLE	9	26.6m	35.4m (0)	20.4m (0)	2:43.01	29.17s	30.77s
7 SECOND AMENDME	10	94.6m	36.2m (1)	40.2m (0)	2:48.40	30.60s	34.40s
8 SPORTS CENTRAL	11	184.1m	120.0m (0)	150.0m (0)	2:55.50	32.56s	32.87s

Finish Position and metres gained from 800m





PJ Harness Analyser

Sectional Analysis Software - Not just a formguide!

www.facebook.com/PJHarnessRacing



RISE Digital, Harness Racing Australia nor the provider accepts any responsibility for the completeness or accuracy of any of the information contained herein, and makes no representations about its suitability for any particular purpose. Users should make their own judgements about those matters and/or seek independent advice. You assume all risks associated with use of data provided on this page

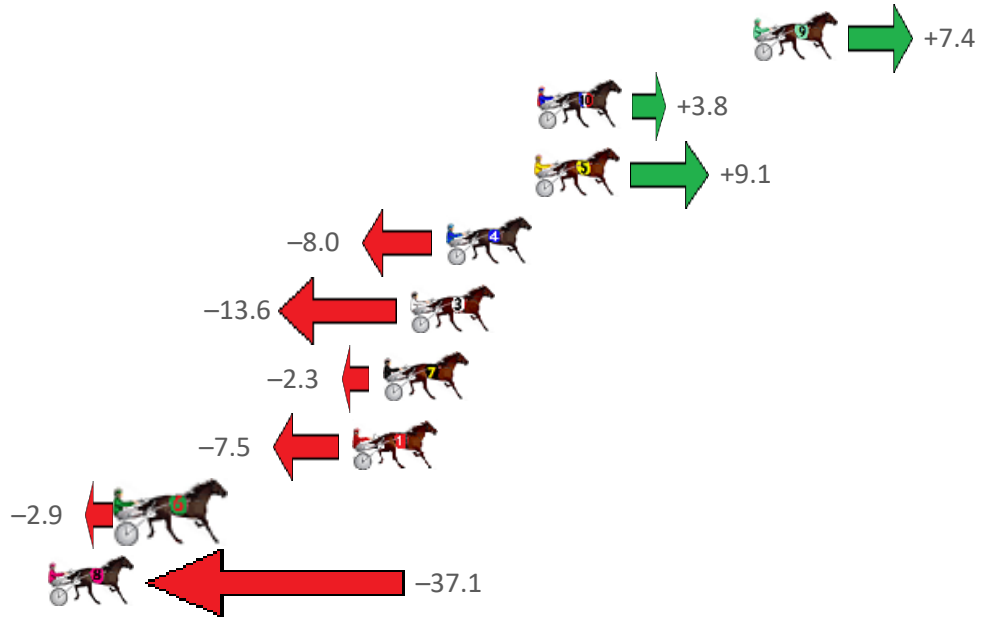
Central Wheatbelt Race 7 Distance 2130m

Sunday, 13 August 2023

Gross Time: 2:37.90 MileRate: 1:59.30 LeadTime: 39.40s First Qtr: 28.60s Second Qtr: 29.70s Third Qtr: 30.00s Fourth Qtr: 30.20s

NoHorse	Plc	Mar	800 Posi	400 Posi	Time	3rd Qtr	4th Qtr
9 TROOPINGOFTHECO	1	0.0m	7.4m (1)	2.4m (1)	2:37.90	29.63s	30.02s
10 CROWDED REACTOR	2	8.6m	12.4m (1)	7.4m (1)	2:38.58	29.63s	30.29s
5 TUX AND TAILS	3	8.7m	17.8m (1)	13.6m (1)	2:38.59	29.69s	29.83s
4 GORDON	4	12.2m	4.2m (0)	5.0m (0)	2:38.86	30.06s	30.74s
3 JOHNNY LOMBO	5	13.6m	0.0m (0)	0.0m (0)	2:38.98	30.00s	31.22s
7 HIGHLY FLAMMABLE	6	14.7m	12.4m (0)	15.4m (0)	2:39.06	30.22s	30.15s
1 KEPTAIN COURAGEO	7	15.9m	8.4m (0)	10.8m (0)	2:39.16	30.18s	30.58s
6 THE RIGHTEOUS	8	24.9m	22.0m (0)	19.4m (1)	2:39.87	29.80s	30.61s
8 TEVARICH	9	53.5m	16.4m (0)	20.4m (0)	2:42.13	30.29s	32.69s

Finish Position and metres gained from 800m





PJ Harness Analyser

Sectional Analysis Software - Not just a formguide!

www.facebook.com/PJHarnessRacing



RISE Digital, Harness Racing Australia nor the provider accepts any responsibility for the completeness or accuracy of any of the information contained herein, and makes no representations about its suitability for any particular purpose. Users should make their own judgements about those matters and/or seek independent advice. You assume all risks associated with use of data provided on this page


Central Wheatbelt Race 8 Distance 2130m

Sunday, 13 August 2023

Gross Time: 2:41.70 MileRate: 2:02.20 LeadTime: 38.30s First Qtr: 31.20s Second Qtr: 30.20s Third Qtr: 30.30s Fourth Qtr: 31.70s

NoHorse	Plc	Mar	800 Posi	400 Posi	Time	3rd Qtr	4th Qtr
8 OUR GLOWING STAR	1	0.0m	3.0m (1)	4.0m (1)	2:41.70	30.38s	31.38s
10 BETTOR LOOK	2	0.1m	14.4m (1)	14.0m (2)	2:41.71	30.29s	30.60s
1 OUR SURROGATE	3	0.8m	6.4m (0)	4.2m (0)	2:41.77	30.14s	31.43s
3 BATAVIA STREAMLIN	4	3.7m	0.0m (0)	0.0m (0)	2:42.01	30.29s	31.99s
9 ALTA MONTEL	5	14.9m	21.0m (0)	19.4m (2)	2:42.93	30.18s	31.35s
7 CHASING COOPER	6	25.2m	16.6m (0)	17.6m (0)	2:43.79	30.36s	32.30s
4 BATAVIA BOB	7	27.2m	9.0m (1)	11.0m (1)	2:43.95	30.43s	32.98s
6 TRINITY BROMAC	8	29.4m	18.4m (1)	15.6m (3)	2:44.13	30.06s	32.79s
2 ABBEE BEE	9	30.0m	11.2m (0)	11.2m (0)	2:44.18	30.27s	33.18s
5 BILLY MACK	10	35.3m	26.4m (0)	28.0m (0)	2:44.62	30.41s	32.28s

Finish Position and metres gained from 800m





PJ Harness Analyser

Sectional Analysis Software - Not just a formguide!

www.facebook.com/PJHarnessRacing



RISE Digital, Harness Racing Australia nor the provider accepts any responsibility for the completeness or accuracy of any of the information contained herein, and makes no representations about its suitability for any particular purpose. Users should make their own judgements about those matters and/or seek independent advice. You assume all risks associated with use of data provided on this page