

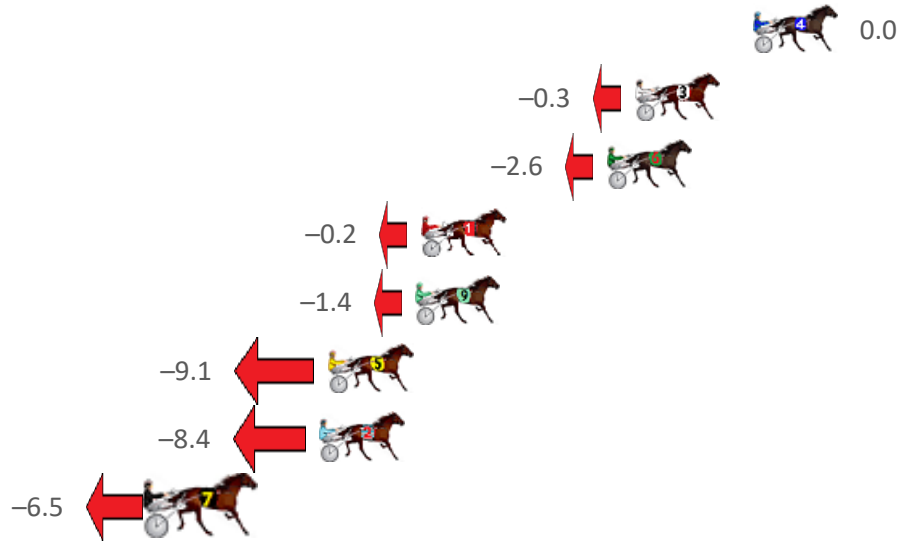
Central Wheatbelt Race 1 Distance 2130m

Sunday, 27 August 2023

Gross Time: 2:42.00 MileRate: 2:02.40 LeadTime: 37.20s First Qtr: 33.60s Second Qtr: 30.80s Third Qtr: 32.00s Fourth Qtr: 28.40s

NoHorse	Plc	Mar	800 Posi	400 Posi	Time	3rd Qtr	4th Qtr
4 RELATIVELY ARMA	1	0.0m	0.0m (0)	0.0m (0)	2:42.00	32.00s	28.40s
3 BAY ROCK BOY	2	4.7m	4.4m (0)	5.4m (0)	2:42.35	32.07s	28.35s
6 SONIC SEELSTER	3	5.8m	3.2m (1)	4.2m (1)	2:42.43	32.08s	28.51s
1 MAYBELLINE ROCKS	4	13.2m	13.0m (0)	13.4m (1)	2:42.98	32.03s	28.39s
9 LOCH TAY	5	13.4m	12.0m (1)	6.6m (2)	2:43.00	31.63s	28.88s
5 BUNDEGI BLUE	6	16.9m	7.8m (1)	9.0m (1)	2:43.26	32.13s	28.96s
2 DAISY JONES	7	17.2m	8.8m (0)	10.2m (0)	2:43.28	32.14s	28.89s
7 PRINCE BENSON	8	23.7m	17.2m (0)	18.0m (2)	2:43.77	32.09s	28.80s

Finish Position and metres gained from 800m



PJ Harness Analyser
Sectional Analysis Software - Not just a formguide!
www.facebook.com/PJHarnessRacing



RISE Digital, Harness Racing Australia nor the provider accepts any responsibility for the completeness or accuracy of any of the information contained herein, and makes no representations about its suitability for any particular purpose. Users should make their own judgements about those matters and/or seek independent advice. You assume all risks associated with use of data provided on this page

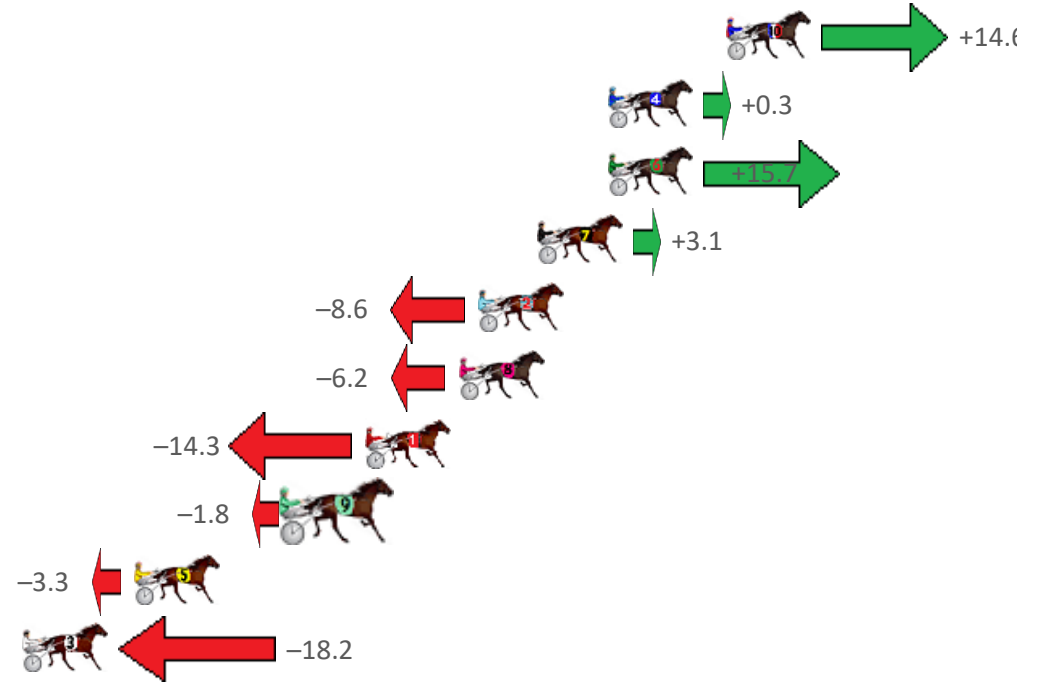
Central Wheatbelt Race 2 Distance 1730m

Sunday, 27 August 2023

Gross Time: 2:08.90 MileRate: 1:59.90 LeadTime: 9.20s First Qtr: 30.20s Second Qtr: 29.00s Third Qtr: 30.70s Fourth Qtr: 29.80s

NoHorse	Plc	Mar	800 Posi	400 Posi	Time	3rd Qtr	4th Qtr
10 ARKAMARA STAR	1	0.0m	14.6m (1)	7.4m (2)	2:08.90	30.15s	29.25s
4 CONSTELLATIONJEW	2	4.7m	5.0m (1)	2.6m (2)	2:09.27	30.52s	29.96s
6 LUCY HELEN	3	4.7m	20.4m (0)	12.8m (1)	2:09.27	30.12s	29.20s
7 BARTLETT	4	7.5m	10.6m (0)	8.2m (0)	2:09.49	30.52s	29.75s
2 YOUR GRACE	5	9.8m	1.2m (1)	0.4m (1)	2:09.67	30.65s	30.50s
8 INFRINGEMENTNOTI	6	10.6m	4.4m (0)	4.0m (0)	2:09.73	30.68s	30.29s
1 IWILL NEVER KNOW	7	14.3m	0.0m (0)	0.0m (0)	2:10.02	30.72s	30.86s
9 ON GOLDEN ROAD	8	17.2m	15.4m (0)	12.2m (0)	2:10.24	30.46s	30.17s
5 VALHALLA ANGEL	9	23.5m	20.2m (1)	11.6m (2)	2:10.73	30.07s	30.68s
3 THIS TIME JACKO	10	28.6m	10.4m (1)	8.6m (1)	2:11.13	30.59s	31.28s

Finish Position and metres gained from 800m





PJ Harness Analyser

Sectional Analysis Software - Not just a formguide!

www.facebook.com/PJHarnessRacing



RISE Digital, Harness Racing Australia nor the provider accepts any responsibility for the completeness or accuracy of any of the information contained herein, and makes no representations about its suitability for any particular purpose. Users should make their own judgements about those matters and/or seek independent advice. You assume all risks associated with use of data provided on this page

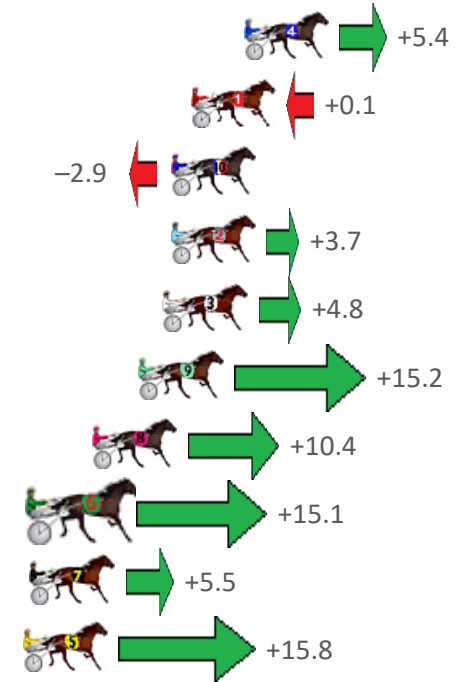
Central Wheatbelt Race 3 Distance 1730m

Sunday, 27 August 2023

Gross Time: 2:11.80 MileRate: 2:02.70 LeadTime: 9.40s First Qtr: 31.30s Second Qtr: 31.50s Third Qtr: 30.30s Fourth Qtr: 29.30s

NoHorse	Plc	Mar	800 Posi	400 Posi	Time	3rd Qtr	4th Qtr
4 SANFORD BART	1	0.0m	5.4m (2)	2.0m (2)	2:11.80	30.05s	29.15s
1 IMMACHULATE	2	2.1m	2.2m (0)	0.2m (0)	2:11.96	30.15s	29.44s
10 BETTOR LOOK	3	2.9m	0.0m (1)	0.0m (1)	2:12.02	30.30s	29.51s
2 MUMMAS LITTLE ST	4	2.9m	6.6m (0)	4.2m (0)	2:12.02	30.12s	29.21s
3 FIRST AIRBORNE	5	3.2m	8.0m (1)	3.8m (1)	2:12.05	29.99s	29.26s
9 THATS SO FETCH	6	4.2m	19.4m (0)	6.6m (2)	2:12.12	29.35s	29.13s
8 MAJOR DALTON	7	6.0m	16.4m (2)	9.0m (3)	2:12.26	29.75s	29.08s
6 SAVE THIS DANCE	8	8.1m	23.2m (1)	15.6m (0)	2:12.42	29.73s	28.75s
7 IDEALICIOUS	9	8.5m	14.0m (1)	13.4m (1)	2:12.45	30.25s	28.94s
5 BOSTON BLUE CHIP	10	8.8m	24.6m (0)	11.4m (0)	2:12.48	29.32s	29.11s

Finish Position and metres gained from 800m





PJ Harness Analyser

Sectional Analysis Software - Not just a formguide!

www.facebook.com/PJHarnessRacing



RISE Digital, Harness Racing Australia nor the provider accepts any responsibility for the completeness or accuracy of any of the information contained herein, and makes no representations about its suitability for any particular purpose. Users should make their own judgements about those matters and/or seek independent advice. You assume all risks associated with use of data provided on this page

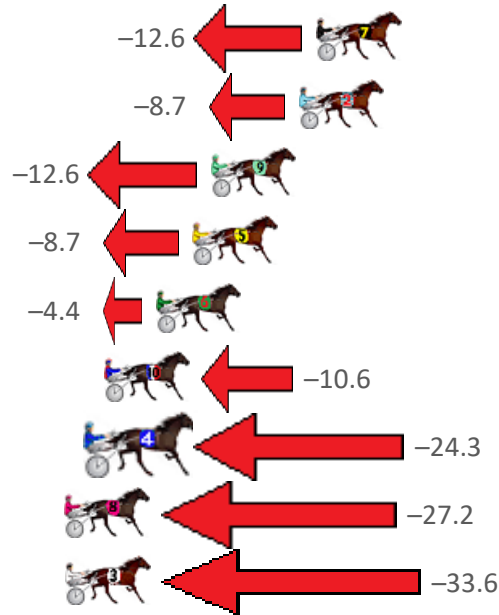
Central Wheatbelt Race 4 Distance 2130m

Sunday, 27 August 2023

Gross Time: 2:37.50 MileRate: 1:59.00 LeadTime: 36.70s First Qtr: 31.40s Second Qtr: 29.70s Third Qtr: 29.90s Fourth Qtr: 29.80s

NoHorse	Plc	Mar	800 Posi	400 Posi	Time	3rd Qtr	4th Qtr
1 BREWERY LANE	1	0.0m	0.0m (0)	0.0m (0)	2:37.50	29.90s	29.80s
7 BATAVIA PLAYBOY	2	18.0m	5.4m (0)	7.6m (0)	2:38.91	30.06s	30.57s
2 BATAVIA BLACKHOLE	3	18.7m	10.0m (0)	12.8m (0)	2:38.96	30.11s	30.24s
9 BURGHLEY SHARD	4	22.2m	9.6m (2)	4.2m (2)	2:39.23	29.50s	31.13s
5 SILVER STAR LOMBO	5	22.9m	14.2m (0)	17.4m (0)	2:39.29	30.14s	30.21s
6 SUAREZ	6	24.4m	20.0m (2)	17.0m (2)	2:39.41	29.68s	30.35s
10 CARUBA	7	26.4m	15.8m (2)	13.0m (2)	2:39.56	29.69s	30.79s
4 BAZZA MAC	8	26.7m	2.4m (1)	5.4m (1)	2:39.58	30.13s	31.38s
8 TENACIOUS GEORGE	9	39.8m	12.6m (1)	19.6m (1)	2:40.61	30.42s	31.30s
3 BATAVIA STORM	10	40.2m	6.6m (1)	12.6m (1)	2:40.64	30.35s	31.84s

Finish Position and metres gained from 800m





PJ Harness Analyser

Sectional Analysis Software - Not just a formguide!

www.facebook.com/PJHarnessRacing



RISE Digital, Harness Racing Australia nor the provider accepts any responsibility for the completeness or accuracy of any of the information contained herein, and makes no representations about its suitability for any particular purpose. Users should make their own judgements about those matters and/or seek independent advice. You assume all risks associated with use of data provided on this page

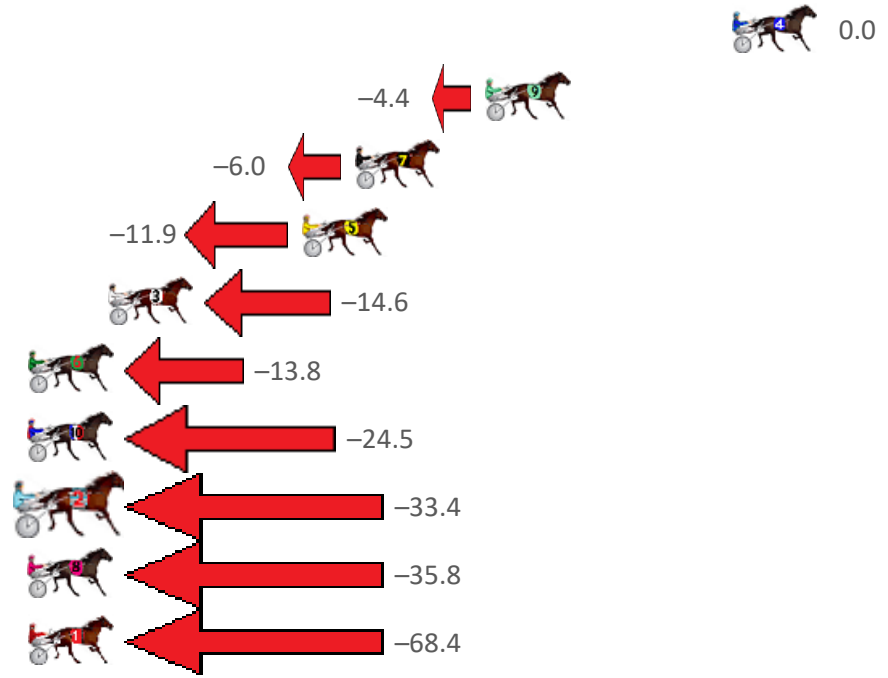
Central Wheatbelt Race 5 Distance 2130m

Sunday, 27 August 2023

Gross Time: 2:39.00 MileRate: 2:00.10 LeadTime: 37.70s First Qtr: 32.50s Second Qtr: 30.00s Third Qtr: 29.90s Fourth Qtr: 28.90s

NoHorse	Plc	Mar	800 Posi	400 Posi	Time	3rd Qtr	4th Qtr
4 DAZZLING JEWEL	1	0.0m	0.0m (0)	0.0m (0)	2:39.00	29.90s	28.90s
9 PINK PARADE	2	9.8m	5.4m (2)	3.6m (1)	2:39.74	29.78s	29.35s
7 GOTA GOOD WARH	3	15.0m	9.0m (0)	10.8m (1)	2:40.14	30.04s	29.20s
5 BOSTON ROB	4	17.1m	5.2m (1)	9.4m (2)	2:40.30	30.22s	29.45s
3 MISTER RIGGERS	5	24.8m	10.2m (1)	15.4m (2)	2:40.88	30.29s	29.58s
6 KRAKKA LIGHTNING	6	28.4m	14.6m (1)	15.2m (3)	2:41.15	29.96s	29.85s
10 ROCKANDROLLARTIS	7	34.1m	9.6m (2)	10.0m (3)	2:41.59	29.96s	30.63s
2 OUR GLOWING STAR	8	34.4m	1.0m (1)	7.2m (0)	2:41.61	30.39s	30.85s
8 SECOND AMENDME	9	49.0m	13.2m (0)	19.4m (1)	2:42.72	30.39s	31.03s
1 FOLLOW THE MILKY	10	73.2m	4.8m (0)	14.8m (0)	2:44.55	30.70s	33.10s

Finish Position and metres gained from 800m



PJ Harness Analyser

Sectional Analysis Software - Not just a formguide!

www.facebook.com/PJHarnessRacing

RISE Digital, Harness Racing Australia nor the provider accepts any responsibility for the completeness or accuracy of any of the information contained herein, and makes no representations about its suitability for any particular purpose. Users should make their own judgements about those matters and/or seek independent advice. You assume all risks associated with use of data provided on this page

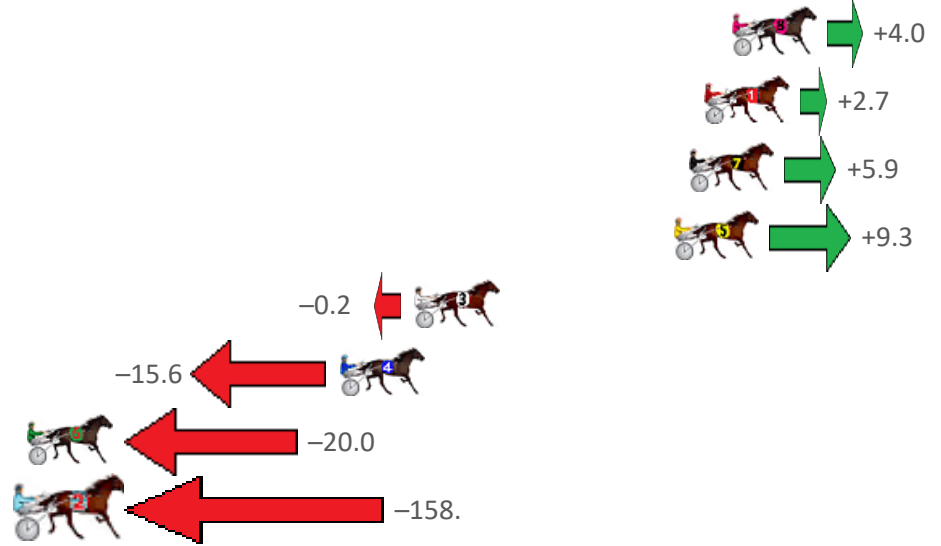
Central Wheatbelt Race 6 Distance 2530m

Sunday, 27 August 2023

Gross Time: 3:09.80 MileRate: 2:00.70 LeadTime: 68.80s First Qtr: 30.60s Second Qtr: 29.70s Third Qtr: 30.60s Fourth Qtr: 30.10s

NoHorse	Plc	Mar	800 Posi	400 Posi	Time	3rd Qtr	4th Qtr
8 TUX AND TAILS	1	0.0m	4.0m (1)	0.0m (0)	3:09.80	30.30s	30.10s
1 KEPTAIN COURAGEO	2	1.1m	3.8m (0)	5.4m (1)	3:09.89	30.72s	29.78s
7 HIGHLY FLAMMABLE	3	1.7m	7.6m (0)	13.6m (0)	3:09.93	31.05s	29.21s
5 MISTA EDITORIAL	4	2.3m	11.6m (0)	18.0m (0)	3:09.98	31.07s	28.93s
3 CARIBBEAN LILY	5	12.6m	12.4m (1)	18.0m (2)	3:10.79	31.02s	29.70s
4 UNDER THE ALTA	6	15.6m	0.0m (1)	6.6m (0)	3:11.03	31.10s	30.77s
6 BELLS FOOL	7	28.2m	8.2m (1)	17.0m (1)	3:12.02	31.27s	30.94s
2 LITTLE SUZIE	8	158.9m	0.0m (0)	32.0m (0)	3:22.33	33.09s	39.60s

Finish Position and metres gained from 800m





PJ Harness Analyser

Sectional Analysis Software - Not just a formguide!

www.facebook.com/PJHarnessRacing



RISE Digital, Harness Racing Australia nor the provider accepts any responsibility for the completeness or accuracy of any of the information contained herein, and makes no representations about its suitability for any particular purpose. Users should make their own judgements about those matters and/or seek independent advice. You assume all risks associated with use of data provided on this page

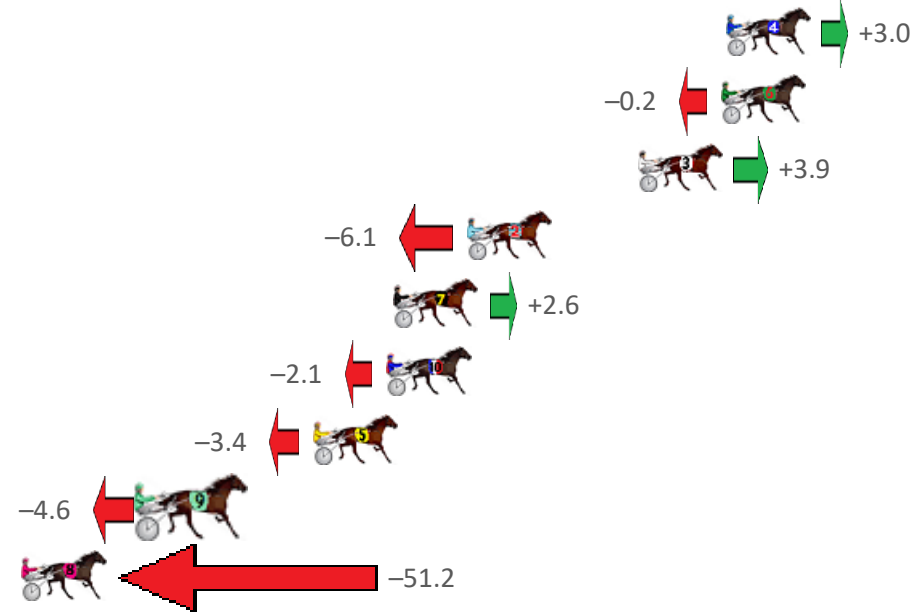
Central Wheatbelt Race 7 Distance 1730m

Sunday, 27 August 2023

Gross Time: 2:10.00 MileRate: 2:01.00 LeadTime: 9.10s First Qtr: 30.50s Second Qtr: 30.40s Third Qtr: 31.30s Fourth Qtr: 28.70s

NoHorse	Plc	Mar	800 Posi	400 Posi	Time	3rd Qtr	4th Qtr
4 THE DARK NIGHT	1	0.0m	3.0m (1)	2.2m (1)	2:10.00	31.23s	28.54s
6 DOCTOR STEVE	2	0.2m	0.0m (0)	0.0m (0)	2:10.02	31.30s	28.71s
3 BATAVIA STREAMLIN	3	3.5m	7.4m (1)	6.6m (1)	2:10.26	31.23s	28.48s
2 TRINITY BROMAC	4	10.3m	4.2m (0)	4.2m (0)	2:10.78	31.32s	29.14s
7 RUSINOL	5	13.2m	15.8m (1)	13.2m (2)	2:10.99	31.11s	28.70s
10 ALTA MONTEL	6	13.5m	11.4m (1)	10.4m (1)	2:11.02	31.24s	28.92s
5 AMERICAN VOODOO	7	16.4m	13.0m (0)	14.4m (0)	2:11.24	31.41s	28.84s
9 BATAVIA BOB	8	23.0m	18.4m (0)	19.2m (0)	2:11.73	31.37s	28.97s
8 SHADRACH	9	60.2m	9.0m (0)	9.4m (0)	2:14.54	31.49s	32.32s

Finish Position and metres gained from 800m





PJ Harness Analyser

Sectional Analysis Software - Not just a formguide!

www.facebook.com/PJHarnessRacing



RISE Digital, Harness Racing Australia nor the provider accepts any responsibility for the completeness or accuracy of any of the information contained herein, and makes no representations about its suitability for any particular purpose. Users should make their own judgements about those matters and/or seek independent advice. You assume all risks associated with use of data provided on this page

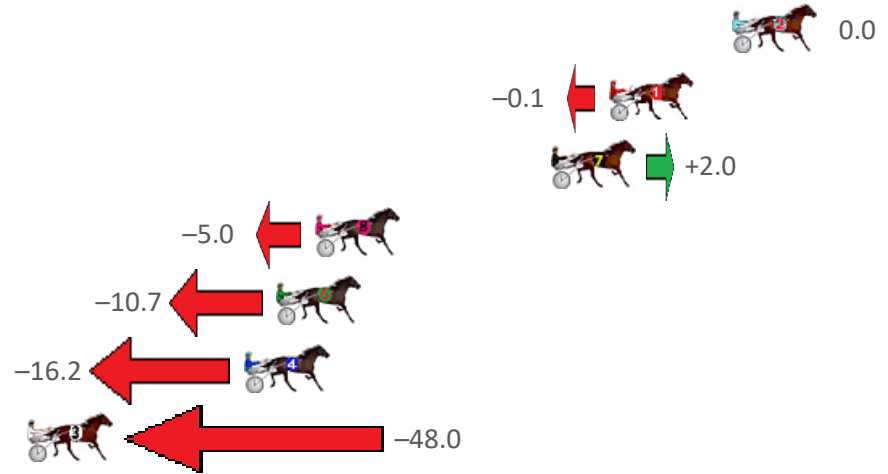
Central Wheatbelt Race 8 Distance 2130m

Sunday, 27 August 2023

Gross Time: 2:48.60 MileRate: 2:07.40 LeadTime: 42.80s First Qtr: 35.60s Second Qtr: 31.80s Third Qtr: 30.30s Fourth Qtr: 28.10s

NoHorse	Plc	Mar	800 Posi	400 Posi	Time	3rd Qtr	4th Qtr
2 BARDAN KID	1	0.0m	0.0m (0)	0.0m (0)	2:48.60	30.30s	28.10s
1 STAR OF KAOS	2	4.9m	4.8m (0)	5.6m (0)	2:48.96	30.36s	28.05s
7 SEVEN MILLION MO	3	7.2m	9.2m (0)	10.8m (0)	2:49.13	30.41s	27.85s
8 WHOZ THIS	4	16.6m	11.6m (1)	17.6m (1)	2:49.83	30.73s	28.03s
6 SHOOT FOR STARDO	5	18.1m	7.4m (1)	13.2m (1)	2:49.94	30.73s	28.44s
4 LIZZIE THORPE	6	19.4m	3.2m (1)	9.2m (1)	2:50.03	30.76s	28.81s
3 MIDWIFE CALLING	7	62.0m	14.0m (0)	22.0m (0)	2:53.18	30.99s	30.89s

Finish Position and metres gained from 800m





PJ Harness Analyser

Sectional Analysis Software - Not just a formguide!

www.facebook.com/PJHarnessRacing



RISE Digital, Harness Racing Australia nor the provider accepts any responsibility for the completeness or accuracy of any of the information contained herein, and makes no representations about its suitability for any particular purpose. Users should make their own judgements about those matters and/or seek independent advice. You assume all risks associated with use of data provided on this page