

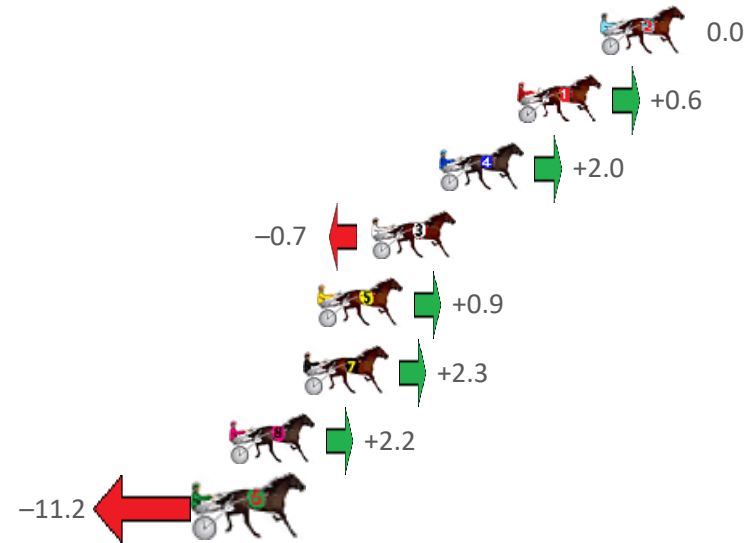
Gloucester Park Race 1 Distance 1730m

Friday, 4 August 2023

Gross Time: 2:02.10 MileRate: 1:53.50 LeadTime: 7.00s First Qtr: 29.60s Second Qtr: 28.90s Third Qtr: 28.60s Fourth Qtr: 28.00s

NoHorse	Plc	Mar	800 Posi	400 Posi	Time	3rd Qtr	4th Qtr
2 MASTER YOSSI	1	0.0m	0.0m (0)	0.0m (0)	2:02.10	28.60s	28.00s
1 THE KRAKEN	2	3.3m	3.9m (0)	3.8m (0)	2:02.34	28.59s	27.97s
4 FRANCO WESTERN	3	6.4m	8.4m (0)	8.1m (0)	2:02.57	28.57s	27.90s
3 KIMBLE	4	9.1m	8.4m (1)	7.9m (1)	2:02.77	28.55s	28.12s
5 PIERRE WHITBY	5	11.2m	12.1m (0)	12.7m (0)	2:02.92	28.63s	27.93s
7 MOONLITE DRIVE	6	11.8m	14.1m (1)	14.4m (1)	2:02.97	28.61s	27.86s
8 FIFTY FIVE REBORN	7	14.7m	16.9m (0)	16.9m (0)	2:03.18	28.59s	27.89s
6 RASCAL	8	15.7m	4.5m (1)	3.6m (1)	2:03.26	28.53s	28.90s

Finish Position and metres gained from 800m





PJ Harness Analyser

Sectional Analysis Software - Not just a formguide!

www.facebook.com/PJHarnessRacing



RISE Digital, Harness Racing Australia nor the provider accepts any responsibility for the completeness or accuracy of any of the information contained herein, and makes no representations about its suitability for any particular purpose. Users should make their own judgements about those matters and/or seek independent advice. You assume all risks associated with use of data provided on this page

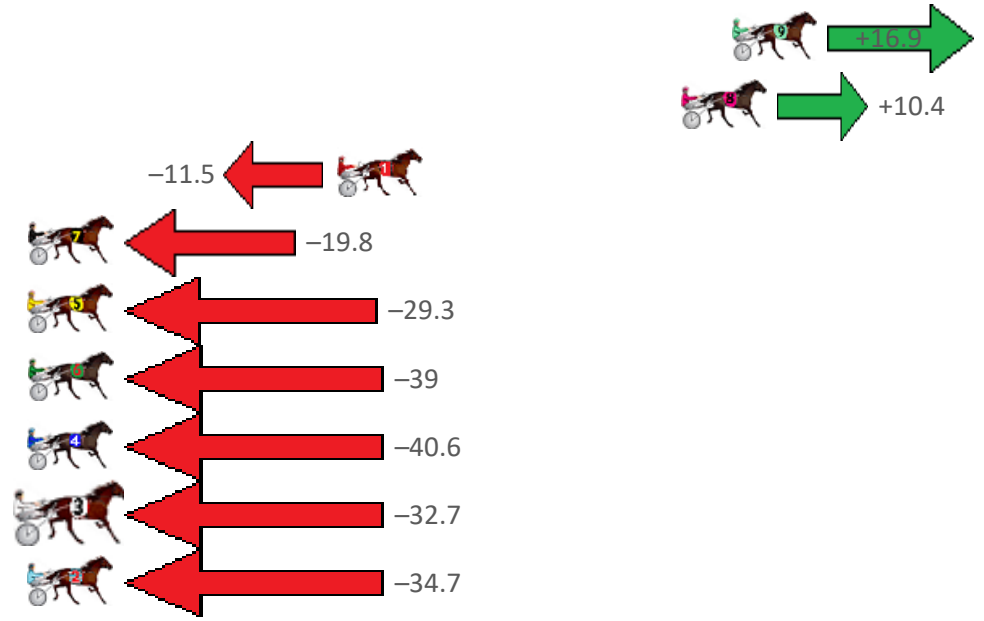
Gloucester Park Race 2 Distance 2130m

Friday, 4 August 2023

Gross Time: 2:34.20 MileRate: 1:56.50 LeadTime: 36.90s First Qtr: 29.90s Second Qtr: 29.40s Third Qtr: 28.60s Fourth Qtr: 29.40s

NoHorse	Plc	Mar	800 Posi	400 Posi	Time	3rd Qtr	4th Qtr
9 YOU'RE SO FINE	1	0.0m	16.9m (0)	9.7m (1)	2:34.20	28.10s	28.70s
8 WHOS THE DAD	2	2.0m	12.4m (1)	8.9m (2)	2:34.35	28.36s	28.91s
1 AMERICAN BULLITT	3	15.7m	4.2m (0)	5.8m (0)	2:35.41	28.72s	30.19s
7 MR FANTASTIC	4	28.0m	8.2m (1)	5.0m (2)	2:36.36	28.38s	31.20s
5 REGAL CHEVAL	5	33.2m	3.9m (1)	4.2m (1)	2:36.76	28.62s	31.66s
6 WATTS UP SUNSHIN	6	38.9m	0.0m (1)	0.0m (1)	2:37.20	28.60s	32.40s
4 WITHOUTHETUH	7	40.6m	0.0m (0)	1.1m (0)	2:37.33	28.68s	32.45s
3 CORDERO	8	41.7m	9.0m (0)	10.0m (0)	2:37.41	28.68s	31.90s
2 EXPERIA	9	47.9m	13.2m (0)	14.1m (0)	2:37.89	28.68s	32.07s

Finish Position and metres gained from 800m



PJ Harness Analyser

Sectional Analysis Software - Not just a formguide!

www.facebook.com/PJHarnessRacing

RISE Digital, Harness Racing Australia nor the provider accepts any responsibility for the completeness or accuracy of any of the information contained herein, and makes no representations about its suitability for any particular purpose. Users should make their own judgements about those matters and/or seek independent advice. You assume all risks associated with use of data provided on this page

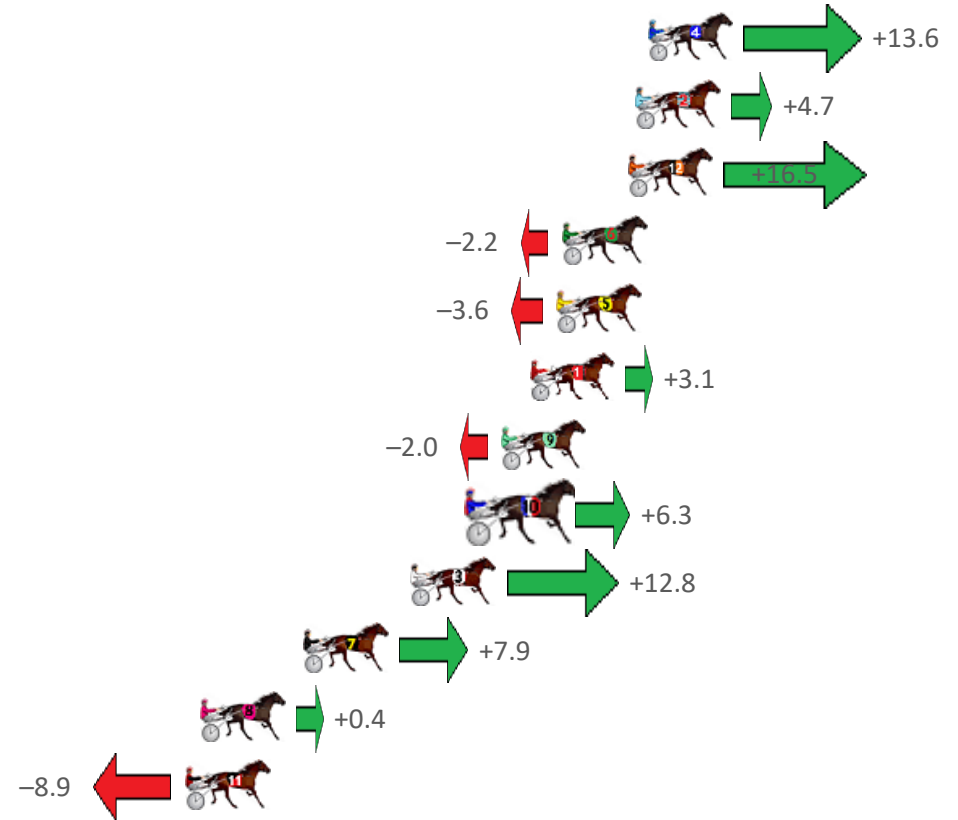
Gloucester Park Race 3 Distance 2130m

Friday, 4 August 2023

Gross Time: 2:36.10 MileRate: 1:57.90 LeadTime: 38.80s First Qtr: 31.30s Second Qtr: 29.30s Third Qtr: 27.90s Fourth Qtr: 28.80s

NoHorse	Plc	Mar	800 Posi	400 Posi	Time	3rd Qtr	4th Qtr
4 ROCKABALL	1	0.0m	13.6m (1)	12.2m (1)	2:36.10	27.82s	27.94s
2 CLOUD NINE	2	0.5m	5.2m (1)	4.5m (2)	2:36.14	27.86s	28.52s
12 BEAT CITY	3	0.8m	17.3m (0)	15.9m (1)	2:36.16	27.82s	27.74s
6 MASTER PUBLISHER	4	3.4m	1.2m (1)	0.0m (2)	2:36.36	27.82s	29.06s
5 FIREROCKFIREROLL	5	3.6m	0.0m (0)	0.3m (1)	2:36.37	27.92s	29.05s
1 HENRIK LARSSON	6	4.7m	7.8m (0)	8.2m (1)	2:36.46	27.94s	28.58s
9 ROCKSTAR REBEL	7	5.8m	3.8m (0)	2.8m (0)	2:36.54	27.84s	29.04s
10 AWAITINGINSTRUCTI	8	6.7m	13.0m (0)	11.3m (0)	2:36.61	27.80s	28.51s
3 ONESMARTFELLA	9	9.4m	22.2m (1)	19.8m (1)	2:36.81	27.76s	28.11s
7 BLUE BLAZER	10	13.7m	21.6m (0)	17.5m (0)	2:37.14	27.64s	28.60s
8 GETN WIGGY WITHIT	11	17.8m	18.2m (1)	16.8m (2)	2:37.45	27.82s	28.97s
11 GEE SMITH	12	18.4m	9.5m (1)	9.7m (2)	2:37.49	27.92s	29.51s

Finish Position and metres gained from 800m



PJ Harness Analyser

Sectional Analysis Software - Not just a formguide!

www.facebook.com/PJHarnessRacing

RISE Digital, Harness Racing Australia nor the provider accepts any responsibility for the completeness or accuracy of any of the information contained herein, and makes no representations about its suitability for any particular purpose. Users should make their own judgements about those matters and/or seek independent advice. You assume all risks associated with use of data provided on this page

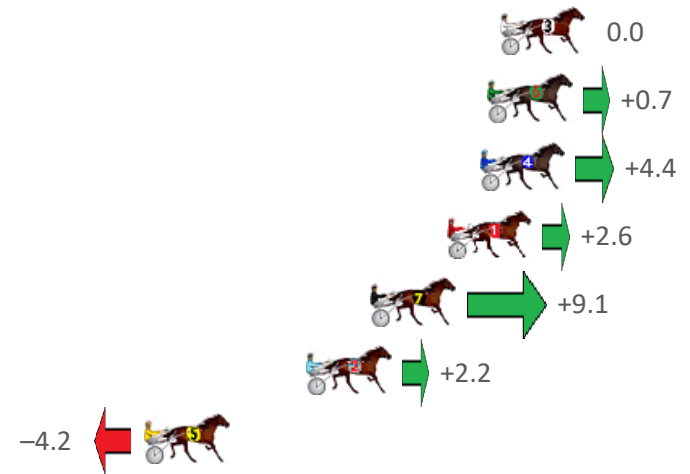
Gloucester Park Race 4 Distance 2130m

Friday, 4 August 2023

Gross Time: 2:34.20 MileRate: 1:56.50 LeadTime: 39.20s First Qtr: 30.40s Second Qtr: 28.70s Third Qtr: 27.70s Fourth Qtr: 28.20s

NoHorse	Plc	Mar	800 Posi	400 Posi	Time	3rd Qtr	4th Qtr
3 WATCHING OUR COI	1	0.0m	0.0m (0)	0.0m (0)	2:34.20	27.70s	28.20s
6 TENZING BROMAC	2	0.5m	1.2m (1)	1.8m (1)	2:34.24	27.74s	28.12s
4 PRINCE OF PLEASUR	3	0.8m	5.2m (1)	5.8m (1)	2:34.26	27.74s	27.86s
1 THE MUSTANG	4	2.1m	4.7m (0)	4.9m (0)	2:34.36	27.72s	28.02s
7 THE CODE BREAKER	5	5.1m	14.2m (0)	14.4m (0)	2:34.58	27.72s	27.58s
2 BABYFACE ADDA	6	7.7m	9.9m (0)	9.5m (0)	2:34.77	27.68s	28.11s
5 ELDAYTONA	7	14.1m	9.9m (1)	10.1m (1)	2:35.24	27.72s	28.54s

Finish Position and metres gained from 800m





PJ Harness Analyser

Sectional Analysis Software - Not just a formguide!

www.facebook.com/PJHarnessRacing



RISE Digital, Harness Racing Australia nor the provider accepts any responsibility for the completeness or accuracy of any of the information contained herein, and makes no representations about its suitability for any particular purpose. Users should make their own judgements about those matters and/or seek independent advice. You assume all risks associated with use of data provided on this page

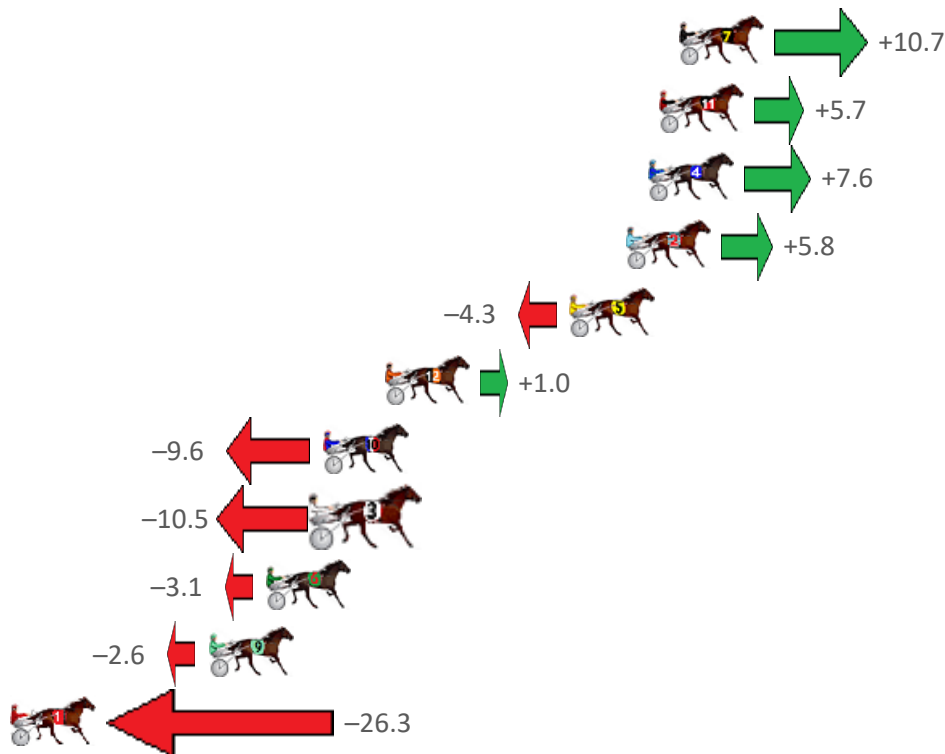
Gloucester Park Race 5 Distance 2130m

Friday, 4 August 2023

Gross Time: 2:35.70 MileRate: 1:57.60 LeadTime: 37.60s First Qtr: 30.80s Second Qtr: 29.80s Third Qtr: 28.50s Fourth Qtr: 29.00s

NoHorse	Plc	Mar	800 Posi	400 Posi	Time	3rd Qtr	4th Qtr
7 PETER PETRIFY	1	0.0m	10.7m (2)	5.1m (2)	2:35.70	28.10s	28.64s
11 PAUL EDWARD	2	0.8m	6.5m (2)	1.4m (2)	2:35.76	28.14s	28.96s
4 MISS LAMARR	3	1.2m	8.8m (0)	8.9m (0)	2:35.79	28.52s	28.45s
2 ROCKMYSTER	4	2.1m	7.9m (1)	8.4m (1)	2:35.86	28.54s	28.56s
5 MACHS BETTOR	5	4.3m	0.0m (1)	0.0m (1)	2:36.03	28.50s	29.33s
12 LUCKY GALLEON	6	11.7m	12.7m (1)	12.3m (1)	2:36.59	28.48s	29.01s
10 OUR TRUMP CARD	7	14.1m	4.5m (0)	5.0m (0)	2:36.77	28.54s	29.71s
3 ROCK ON TOP	8	14.2m	3.7m (1)	4.2m (1)	2:36.78	28.54s	29.78s
6 HES A COOL MACH	9	16.4m	13.3m (0)	14.3m (0)	2:36.95	28.58s	29.23s
9 VINTAGE BLU	10	18.7m	16.1m (2)	17.1m (2)	2:37.12	28.58s	29.20s
1 BEE JAYS BOY	11	26.6m	0.3m (0)	0.5m (0)	2:37.72	28.52s	30.99s

Finish Position and metres gained from 800m





PJ Harness Analyser

Sectional Analysis Software - Not just a formguide!

www.facebook.com/PJHarnessRacing



RISE Digital, Harness Racing Australia nor the provider accepts any responsibility for the completeness or accuracy of any of the information contained herein, and makes no representations about its suitability for any particular purpose. Users should make their own judgements about those matters and/or seek independent advice. You assume all risks associated with use of data provided on this page

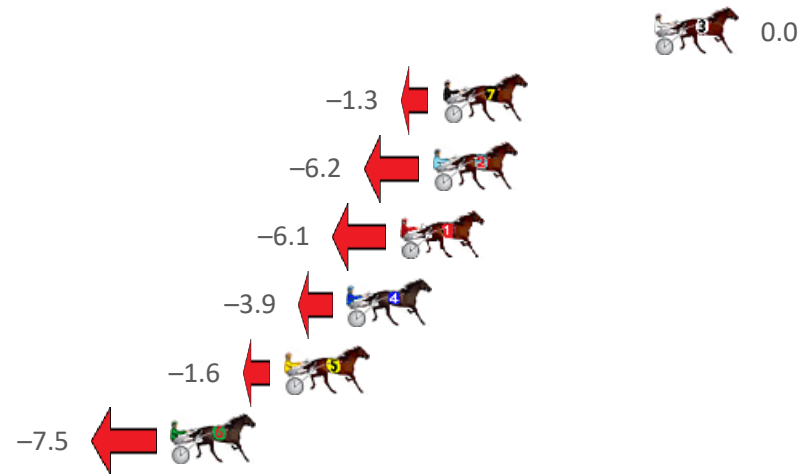
Gloucester Park Race 6 Distance 2130m

Friday, 4 August 2023

Gross Time: 2:36.60 MileRate: 1:58.30 LeadTime: 39.10s First Qtr: 31.80s Second Qtr: 30.00s Third Qtr: 28.30s Fourth Qtr: 27.40s

NoHorse	Plc	Mar	800 Posi	400 Posi	Time	3rd Qtr	4th Qtr
3 STENO	1	0.0m	0.0m (0)	0.0m (0)	2:36.60	28.30s	27.40s
7 WONDERFUL TO FLY	2	8.4m	7.1m (1)	5.5m (1)	2:37.21	28.18s	27.62s
2 STORMYSKYES	3	8.8m	2.6m (1)	1.5m (1)	2:37.23	28.22s	27.93s
1 LET IT LINGA	4	10.1m	4.0m (0)	4.3m (0)	2:37.33	28.32s	27.83s
4 AMERICAN ARMA	5	12.2m	8.3m (0)	9.0m (0)	2:37.48	28.34s	27.66s
5 SHEEZ OUR HOPE	6	14.7m	13.1m (0)	14.7m (0)	2:37.66	28.40s	27.44s
6 SIMPLY SHAZ	7	19.2m	11.7m (1)	9.9m (1)	2:37.98	28.16s	28.10s

Finish Position and metres gained from 800m





PJ Harness Analyser

Sectional Analysis Software - Not just a formguide!

www.facebook.com/PJHarnessRacing



RISE Digital, Harness Racing Australia nor the provider accepts any responsibility for the completeness or accuracy of any of the information contained herein, and makes no representations about its suitability for any particular purpose. Users should make their own judgements about those matters and/or seek independent advice. You assume all risks associated with use of data provided on this page


Gloucester Park Race 7 Distance 1730m

Friday, 4 August 2023

Gross Time: 2:03.60 MileRate: 1:55.00 LeadTime: 7.70s First Qtr: 29.20s Second Qtr: 30.00s Third Qtr: 28.60s Fourth Qtr: 28.10s

NoHorse	Plc	Mar	800 Posi	400 Posi	Time	3rd Qtr	4th Qtr
1 ROBBIE EASTON	1	0.0m	0.0m (0)	0.0m (0)	2:03.60	28.60s	28.10s
8 DISCO UNDER FIRE	2	8.8m	12.1m (0)	13.3m (0)	2:04.25	28.68s	27.81s
10 HAVE AGO JOE	3	11.0m	7.9m (0)	9.1m (0)	2:04.41	28.68s	28.27s
2 JOE WITH THE FLOW	4	11.4m	3.9m (0)	4.6m (0)	2:04.44	28.64s	28.62s
12 FEELING ACES	5	21.6m	16.0m (0)	17.3m (0)	2:05.20	28.68s	28.48s
7 SPECIAL LADY	6	23.8m	9.0m (1)	12.5m (1)	2:05.36	28.84s	28.98s
9 WALSH	7	26.1m	20.3m (0)	21.0m (0)	2:05.53	28.64s	28.55s
4 NAME IN LIGHTS	8	28.6m	22.0m (1)	22.2m (1)	2:05.71	28.60s	28.65s
11 MANNING	9	31.6m	17.7m (1)	21.3m (2)	2:05.93	28.84s	28.93s
3 LITTLE BITOF FUN	10	32.3m	4.8m (1)	8.6m (1)	2:05.99	28.86s	29.88s
5 SOHO GIGOLO	11	48.8m	13.5m (1)	17.1m (1)	2:07.20	28.84s	30.50s

Finish Position and metres gained from 800m





PJ Harness Analyser

Sectional Analysis Software - Not just a formguide!

www.facebook.com/PJHarnessRacing



RISE Digital, Harness Racing Australia nor the provider accepts any responsibility for the completeness or accuracy of any of the information contained herein, and makes no representations about its suitability for any particular purpose. Users should make their own judgements about those matters and/or seek independent advice. You assume all risks associated with use of data provided on this page

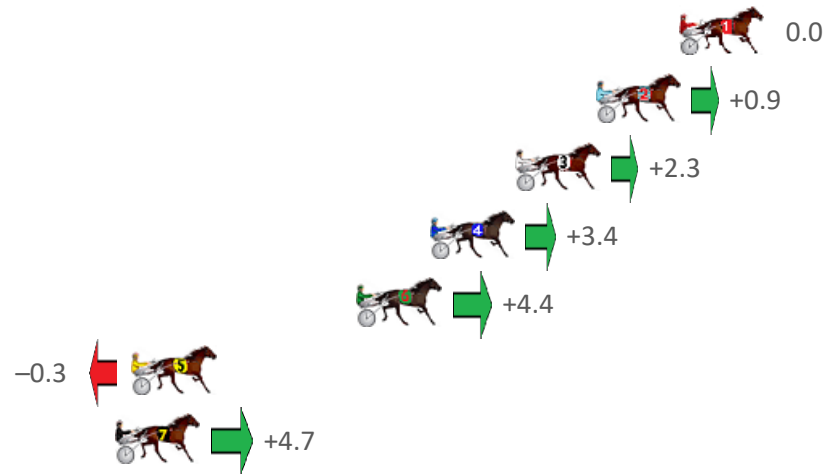
Gloucester Park Race 8 Distance 2130m

Friday, 4 August 2023

Gross Time: 2:36.60 MileRate: 1:58.30 LeadTime: 38.90s First Qtr: 31.90s Second Qtr: 29.70s Third Qtr: 28.50s Fourth Qtr: 27.60s

NoHorse	Plc	Mar	800 Posi	400 Posi	Time	3rd Qtr	4th Qtr
1 ROLLING FIRE	1	0.0m	0.0m (0)	0.0m (0)	2:36.60	28.50s	27.60s
2 VELOCIPEDE	2	3.3m	4.2m (0)	4.3m (0)	2:36.84	28.50s	27.54s
3 ALL IS WELL	3	6.5m	8.8m (0)	8.6m (0)	2:37.07	28.48s	27.47s
4 SOHO FIRESTONE	4	9.9m	13.3m (0)	12.6m (0)	2:37.32	28.44s	27.44s
6 LUCAPELO	5	12.8m	17.2m (0)	16.4m (0)	2:37.53	28.42s	27.39s
5 LOMBO MITCHINSO	6	21.8m	21.5m (0)	20.2m (0)	2:38.18	28.39s	27.77s
7 MAJOR OVERS	7	22.4m	27.1m (0)	21.0m (1)	2:38.23	28.04s	27.76s

Finish Position and metres gained from 800m





PJ Harness Analyser

Sectional Analysis Software - Not just a formguide!

www.facebook.com/PJHarnessRacing



RISE Digital, Harness Racing Australia nor the provider accepts any responsibility for the completeness or accuracy of any of the information contained herein, and makes no representations about its suitability for any particular purpose. Users should make their own judgements about those matters and/or seek independent advice. You assume all risks associated with use of data provided on this page

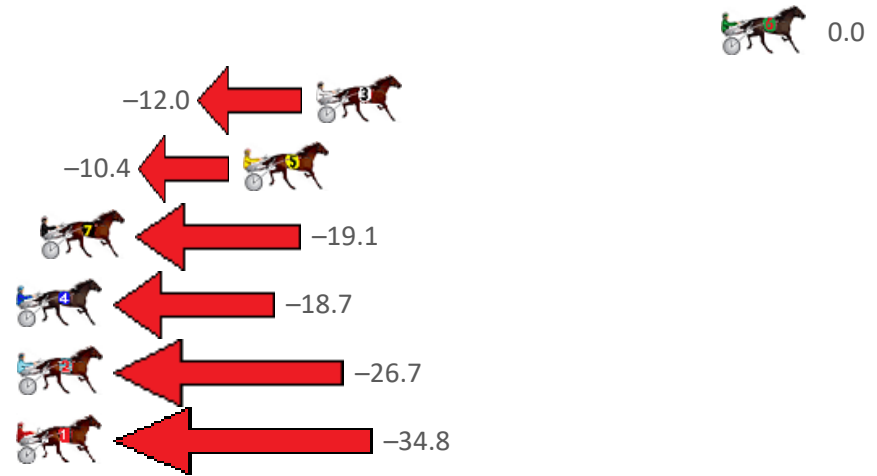
Gloucester Park Race 9 Distance 1730m

Friday, 4 August 2023

Gross Time: 2:06.80 MileRate: 1:57.90 LeadTime: 8.20s First Qtr: 30.60s Second Qtr: 31.60s Third Qtr: 29.20s Fourth Qtr: 27.20s

NoHorse	Plc	Mar	800 Posi	400 Posi	Time	3rd Qtr	4th Qtr
6 LENORA JANE	1	0.0m	0.0m (0)	0.0m (0)	2:06.80	29.20s	27.20s
3 SHES A MARE	2	16.1m	4.1m (0)	4.3m (0)	2:07.95	29.20s	28.05s
5 PRINCESS MICKAYLA	3	19.0m	8.6m (0)	8.9m (0)	2:08.16	29.20s	27.94s
7 PRINCESS KATIE	4	27.1m	8.0m (1)	3.7m (1)	2:08.74	28.88s	28.88s
4 ALREDDY FLYIN	5	31.4m	12.7m (0)	14.3m (0)	2:09.05	29.28s	28.45s
2 PECUNIOUS	6	47.4m	20.7m (0)	26.8m (0)	2:10.19	29.58s	28.71s
1 TERASITA	7	86.1m	51.3m (0)	57.4m (0)	2:12.97	29.50s	29.35s

Finish Position and metres gained from 800m





PJ Harness Analyser

Sectional Analysis Software - Not just a formguide!

www.facebook.com/PJHarnessRacing



RISE Digital, Harness Racing Australia nor the provider accepts any responsibility for the completeness or accuracy of any of the information contained herein, and makes no representations about its suitability for any particular purpose. Users should make their own judgements about those matters and/or seek independent advice. You assume all risks associated with use of data provided on this page

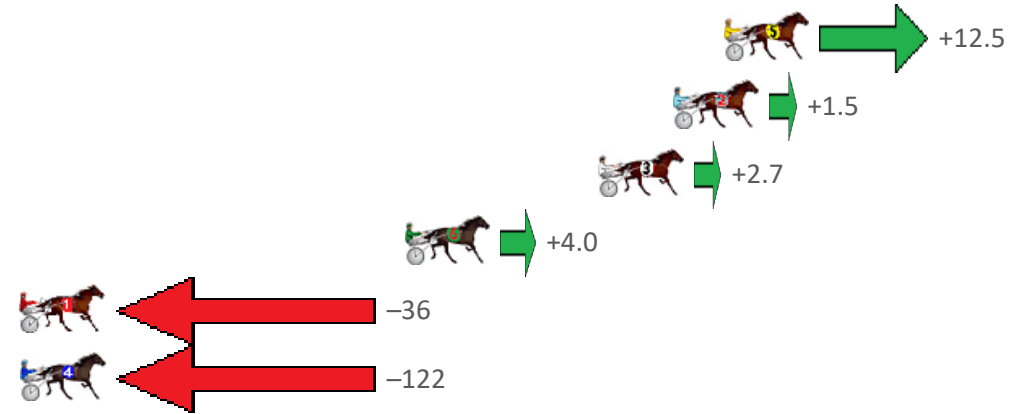
Gloucester Park Race 10 Distance 2536m

Friday, 4 August 2023

Gross Time: 3:12.30 MileRate: 2:02.00 LeadTime: 69.10s First Qtr: 31.50s Second Qtr: 31.80s Third Qtr: 30.30s Fourth Qtr: 29.60s

NoHorse	Plc	Mar	800 Posi	400 Posi	Time	3rd Qtr	4th Qtr
5 LUVAF LAIR	1	0.0m	12.5m (0)	2.5m (2)	3:12.30	29.54s	29.42s
2 THATS NOT MY GAIT	2	2.0m	3.5m (1)	0.0m (1)	3:12.46	30.04s	29.76s
3 EVAS IMAGE	3	5.0m	7.7m (0)	4.8m (1)	3:12.69	30.08s	29.63s
6 MAJESTIC COURTNE	4	12.7m	16.7m (0)	8.3m (0)	3:13.29	29.66s	29.97s
1 SKY EAGLE	5	35.6m	0.0m (0)	1.3m (0)	3:15.06	30.40s	32.26s
4 BROMWICH	6	136.8m	15.1m (1)	90.8m (1)	3:22.91	35.92s	33.45s

Finish Position and metres gained from 800m





PJ Harness Analyser

Sectional Analysis Software - Not just a formguide!

www.facebook.com/PJHarnessRacing



RISE Digital, Harness Racing Australia nor the provider accepts any responsibility for the completeness or accuracy of any of the information contained herein, and makes no representations about its suitability for any particular purpose. Users should make their own judgements about those matters and/or seek independent advice. You assume all risks associated with use of data provided on this page