


Gloucester Park Race 1 Distance 2130m

Tuesday, 8 August 2023

Gross Time: 2:39.80 MileRate: 2:00.70 LeadTime: 38.90s First Qtr: 32.40s Second Qtr: 30.30s Third Qtr: 29.90s Fourth Qtr: 28.30s

NoHorse	Plc	Mar	800 Posi	400 Posi	Time	3rd Qtr	4th Qtr
1 IN A WINK	1	0.0m	0.0m (0)	0.0m (0)	2:39.80	29.90s	28.30s
2 THE SWINDLER	2	3.9m	3.8m (0)	3.9m (0)	2:40.09	29.90s	28.31s
8 I CROSS MY HEART	3	5.2m	2.4m (1)	2.8m (1)	2:40.19	29.92s	28.48s
7 MISS HEPBURN	4	6.0m	10.5m (1)	4.8m (2)	2:40.25	29.46s	28.40s
5 GRAND COUTEAU	5	6.1m	7.8m (0)	7.8m (0)	2:40.25	29.88s	28.19s
4 TERASITA	6	10.0m	15.9m (0)	8.9m (2)	2:40.54	29.36s	28.40s
3 MAYBELLINE ROCKS	7	11.3m	11.6m (0)	11.6m (0)	2:40.64	29.88s	28.30s
6 SHES A MARE	8	12.1m	6.7m (1)	6.9m (1)	2:40.70	29.90s	28.70s

Finish Position and metres gained from 800m



PJ Harness Analyser

Sectional Analysis Software - Not just a formguide!

www.facebook.com/PJHarnessRacing



RISE Digital, Harness Racing Australia nor the provider accepts any responsibility for the completeness or accuracy of any of the information contained herein, and makes no representations about its suitability for any particular purpose. Users should make their own judgements about those matters and/or seek independent advice. You assume all risks associated with use of data provided on this page

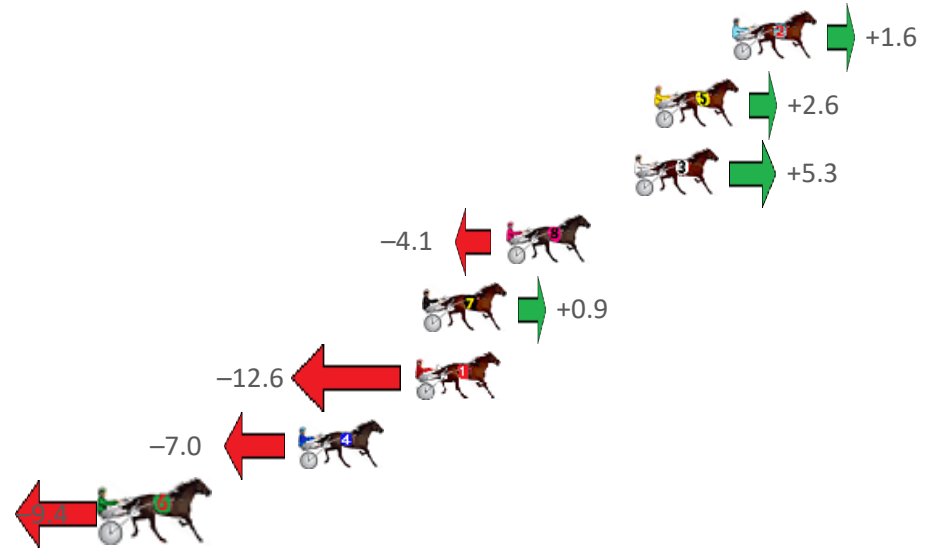
Gloucester Park Race 2 Distance 2130m

Tuesday, 8 August 2023

Gross Time: 2:37.90 MileRate: 1:59.30 LeadTime: 37.60s First Qtr: 30.00s Second Qtr: 31.20s Third Qtr: 29.90s Fourth Qtr: 29.20s

NoHorse	Plc	Mar	800 Posi	400 Posi	Time	3rd Qtr	4th Qtr
2 XCEPTIONAL ARMA	1	0.0m	1.6m (1)	0.3m (1)	2:37.90	29.80s	29.18s
5 PRINCESS KATIE	2	3.1m	5.7m (1)	4.3m (1)	2:38.14	29.79s	29.13s
3 CHILLI PUNTER	3	3.9m	9.2m (0)	8.2m (1)	2:38.20	29.82s	28.90s
8 AMARETTO ANGEL	4	9.0m	4.9m (0)	4.6m (0)	2:38.59	29.88s	29.55s
7 STELLAR EDITION	5	12.3m	13.2m (0)	11.7m (0)	2:38.84	29.78s	29.28s
1 SAN REMO BEACH	6	12.6m	0.0m (0)	0.0m (0)	2:38.87	29.90s	30.17s
4 MISS SHAHJA	7	17.2m	10.2m (1)	9.3m (2)	2:39.22	29.82s	29.83s
6 LOCH TAY	8	24.7m	15.3m (1)	13.9m (1)	2:39.79	29.78s	30.07s

Finish Position and metres gained from 800m





PJ Harness Analyser

Sectional Analysis Software - Not just a formguide!

www.facebook.com/PJHarnessRacing



RISE Digital, Harness Racing Australia nor the provider accepts any responsibility for the completeness or accuracy of any of the information contained herein, and makes no representations about its suitability for any particular purpose. Users should make their own judgements about those matters and/or seek independent advice. You assume all risks associated with use of data provided on this page

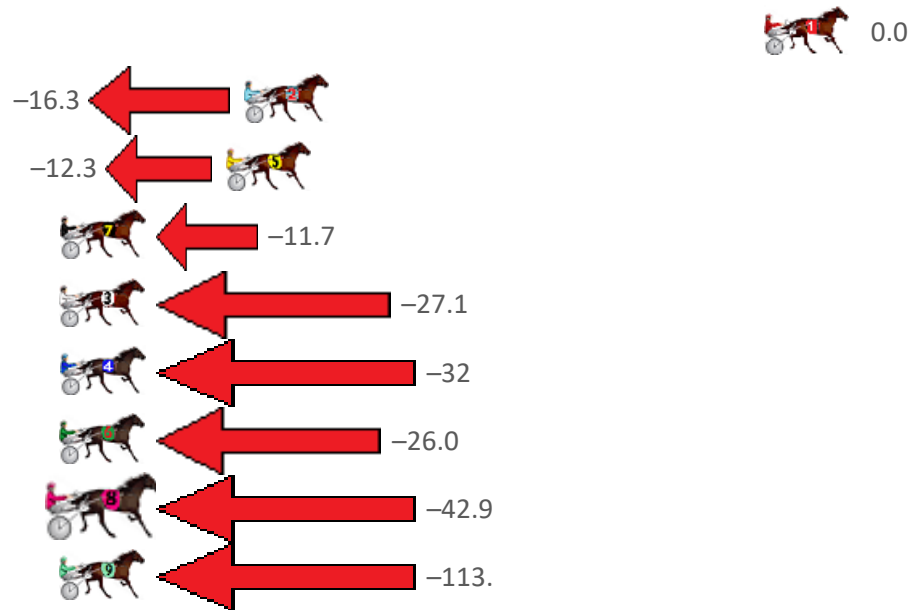
Gloucester Park Race 3 Distance 2130m

Tuesday, 8 August 2023

Gross Time: 2:35.50 MileRate: 1:57.50 LeadTime: 37.40s First Qtr: 30.10s Second Qtr: 30.50s Third Qtr: 29.20s Fourth Qtr: 28.30s

NoHorse	Plc	Mar	800 Posi	400 Posi	Time	3rd Qtr	4th Qtr
1 WATER LOU	1	0.0m	0.0m (0)	0.0m (0)	2:35.50	29.20s	28.30s
2 LIQUIDATOR	2	20.7m	4.4m (0)	5.0m (0)	2:37.04	29.24s	29.48s
5 PECUNIOUS	3	21.4m	9.1m (0)	10.6m (0)	2:37.09	29.30s	29.13s
7 REMARKABLE ROCK	4	29.3m	17.6m (0)	21.3m (1)	2:37.68	29.44s	28.96s
3 RELATIVELY ARMA	5	37.6m	10.5m (1)	16.5m (1)	2:38.30	29.62s	29.91s
4 NASE VIRA	6	38.3m	6.6m (1)	12.9m (2)	2:38.35	29.64s	30.22s
6 MADDY LOU	7	40.3m	14.3m (1)	18.3m (2)	2:38.50	29.46s	29.99s
8 RYDER ROSE	8	56.4m	13.5m (0)	16.0m (0)	2:39.69	29.36s	31.35s
9 LENORA JANE	9	116.0m	2.5m (1)	9.8m (1)	2:44.13	29.72s	36.22s

Finish Position and metres gained from 800m



PJ Harness Analyser

Sectional Analysis Software - Not just a formguide!

www.facebook.com/PJHarnessRacing

RISE Digital, Harness Racing Australia nor the provider accepts any responsibility for the completeness or accuracy of any of the information contained herein, and makes no representations about its suitability for any particular purpose. Users should make their own judgements about those matters and/or seek independent advice. You assume all risks associated with use of data provided on this page

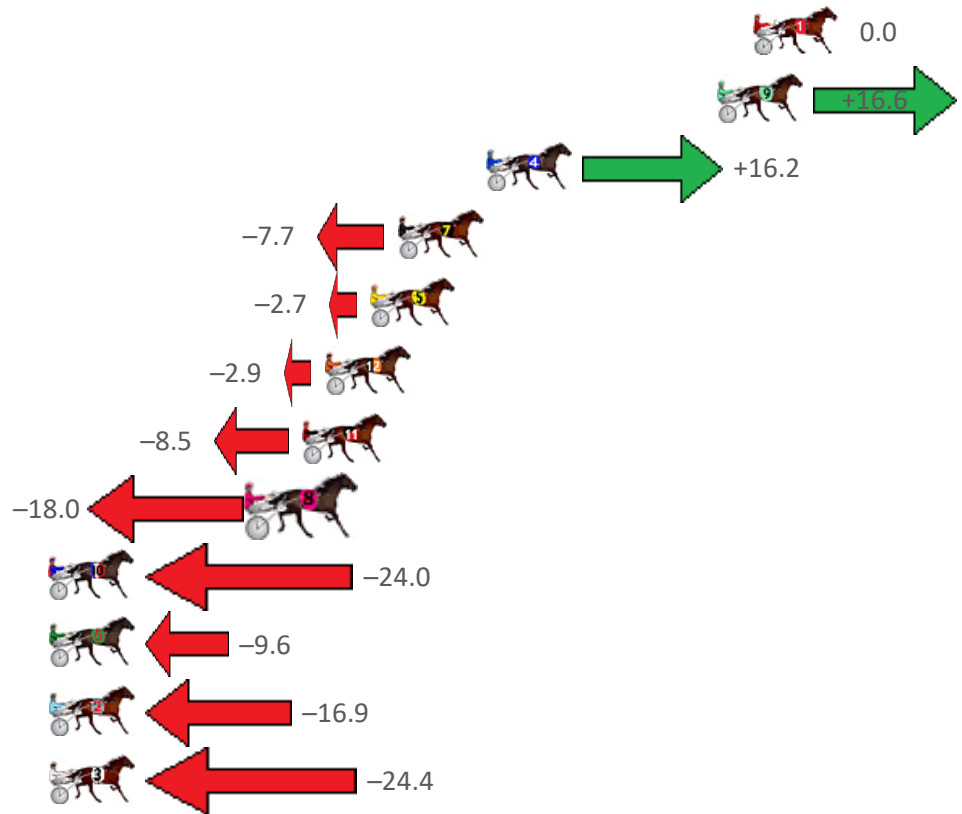
Gloucester Park Race 4 Distance 2130m

Tuesday, 8 August 2023

Gross Time: 2:36.30 MileRate: 1:58.10 LeadTime: 37.50s First Qtr: 30.50s Second Qtr: 29.10s Third Qtr: 29.30s Fourth Qtr: 29.90s

NoHorse	Plc	Mar	800 Posi	400 Posi	Time	3rd Qtr	4th Qtr
1 AMAZING AMERICA	1	0.0m	0.0m (0)	0.0m (0)	2:36.30	29.30s	29.90s
9 ALLWOOD WIZARD	2	1.4m	18.0m (0)	14.4m (1)	2:36.41	29.06s	28.95s
4 KEEGAN BANNER	3	10.6m	26.8m (1)	8.5m (3)	2:37.13	27.99s	30.10s
7 DISCO DYNAMO	4	14.1m	6.4m (1)	6.3m (2)	2:37.40	29.30s	30.54s
5 KRAFTY	5	15.2m	12.5m (1)	10.4m (2)	2:37.49	29.16s	30.33s
12 ACOLTNAMEDSU	6	17.0m	14.1m (0)	13.6m (0)	2:37.63	29.28s	30.23s
11 MY MASTER OF DISG	7	17.9m	9.4m (0)	9.5m (1)	2:37.70	29.32s	30.60s
8 PER ARDUA AD ASTR	8	19.7m	1.7m (1)	4.9m (1)	2:37.84	29.54s	31.08s
10 BELONERO	9	29.3m	5.3m (0)	8.2m (0)	2:38.60	29.52s	31.60s
6 TRITTRITTBANGBAN	10	31.5m	21.9m (0)	20.4m (0)	2:38.77	29.22s	30.87s
2 JESSE ALLWOOD	11	39.6m	22.7m (1)	24.0m (1)	2:39.40	29.42s	31.24s
3 AMERICAN ROCK	12	41.6m	17.2m (1)	19.9m (1)	2:39.56	29.52s	31.70s

Finish Position and metres gained from 800m





PJ Harness Analyser

Sectional Analysis Software - Not just a formguide!

www.facebook.com/PJHarnessRacing



RISE Digital, Harness Racing Australia nor the provider accepts any responsibility for the completeness or accuracy of any of the information contained herein, and makes no representations about its suitability for any particular purpose. Users should make their own judgements about those matters and/or seek independent advice. You assume all risks associated with use of data provided on this page

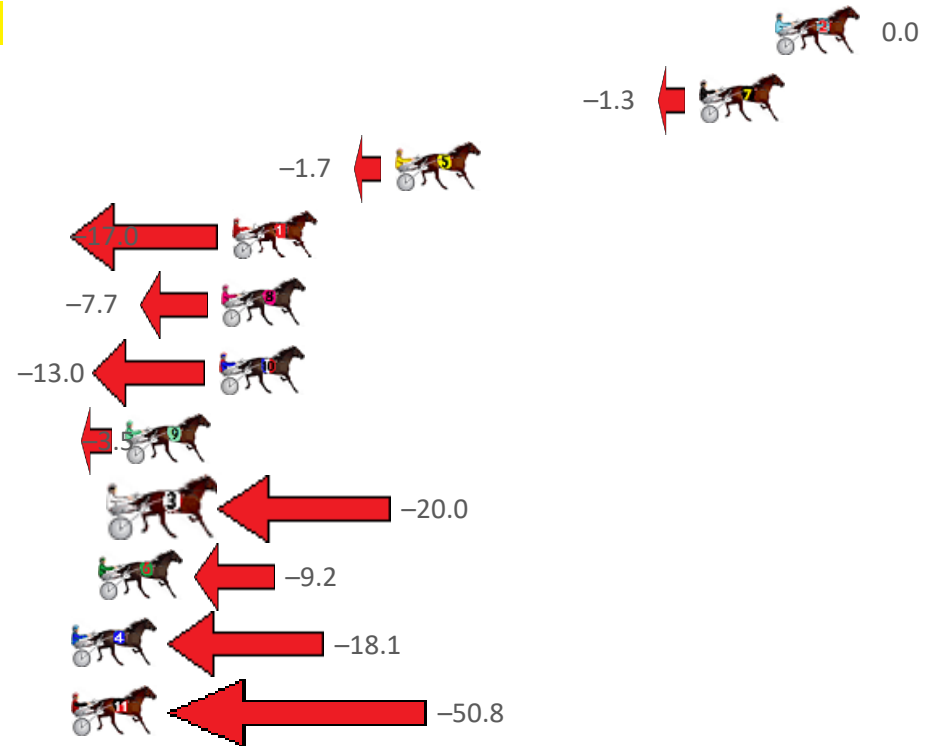
Gloucester Park Race 5 Distance 2536m

Tuesday, 8 August 2023

Gross Time: 3:06.60 MileRate: 1:58.40 LeadTime: 69.70s First Qtr: 30.50s Second Qtr: 29.60s Third Qtr: 28.20s Fourth Qtr: 28.60s

NoHorse	Plc	Mar	800 Posi	400 Posi	Time	3rd Qtr	4th Qtr
2 MASTER PUBLISHER	1	0.0m	0.0m (0)	0.0m (0)	3:06.60	28.20s	28.60s
7 MAJOR PERRY	2	3.0m	1.7m (1)	2.9m (1)	3:06.83	28.28s	28.62s
5 DISCO UNDER FIRE	3	15.1m	13.4m (0)	13.6m (1)	3:07.73	28.22s	28.77s
1 BLOCKJORG	4	21.6m	4.6m (0)	7.7m (0)	3:08.22	28.42s	29.68s
8 ALTA RHETT	5	22.0m	14.3m (1)	19.0m (2)	3:08.25	28.54s	28.91s
10 EUSTON FLYER	6	22.1m	9.1m (0)	12.2m (0)	3:08.26	28.42s	29.40s
9 LAMANDIER	7	25.8m	22.3m (0)	23.2m (0)	3:08.54	28.28s	28.90s
3 CARRERA MACH	8	26.0m	6.0m (1)	8.3m (1)	3:08.55	28.36s	29.97s
6 GOV STARZZZ	9	26.9m	17.7m (0)	18.7m (0)	3:08.62	28.28s	29.30s
4 MAKE IT HAPPEN	10	36.7m	18.6m (1)	23.0m (1)	3:09.36	28.52s	29.73s
11 ULTIMATE ROCKER	11	61.1m	10.3m (1)	19.0m (1)	3:11.19	28.82s	31.85s

Finish Position and metres gained from 800m



PJ Harness Analyser

Sectional Analysis Software - Not just a formguide!

www.facebook.com/PJHarnessRacing

RISE Digital, Harness Racing Australia nor the provider accepts any responsibility for the completeness or accuracy of any of the information contained herein, and makes no representations about its suitability for any particular purpose. Users should make their own judgements about those matters and/or seek independent advice. You assume all risks associated with use of data provided on this page

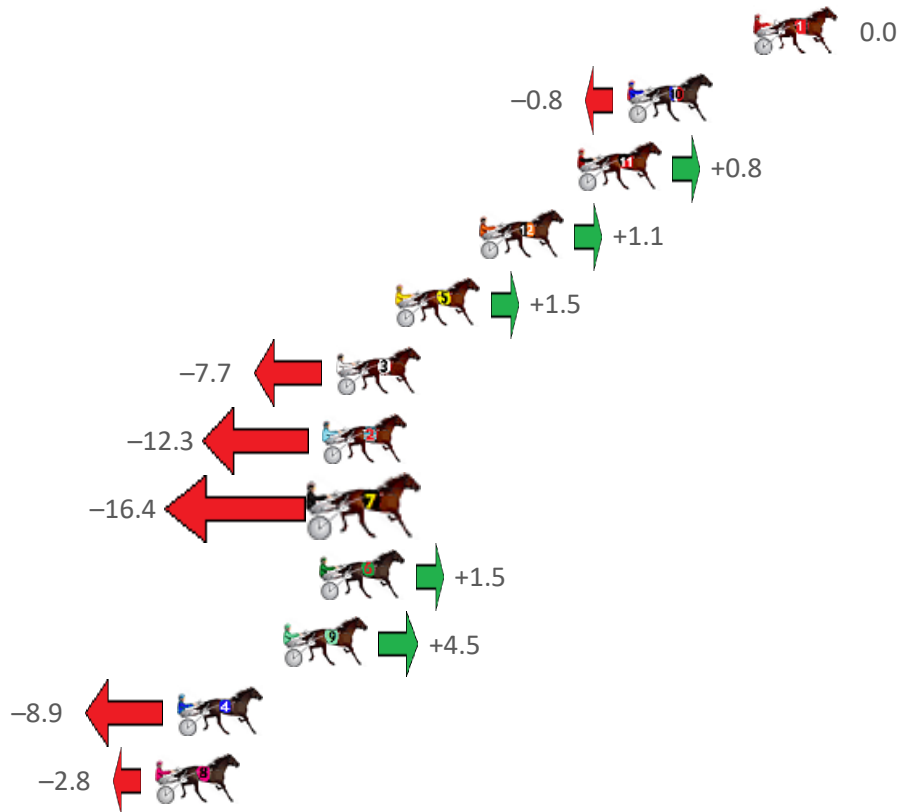
Gloucester Park Race 6 Distance 2130m

Tuesday, 8 August 2023

Gross Time: 2:38.60 MileRate: 1:59.80 LeadTime: 39.10s First Qtr: 31.20s Second Qtr: 30.20s Third Qtr: 28.80s Fourth Qtr: 29.30s

NoHorse	Plc	Mar	800 Posi	400 Posi	Time	3rd Qtr	4th Qtr
1 CAVALRY CALL	1	0.0m	0.0m (0)	0.0m (0)	2:38.60	28.80s	29.30s
10 SEEKNYOUSHALLFIN	2	5.0m	4.2m (0)	3.9m (0)	2:38.98	28.78s	29.40s
11 TEPELO STAR	3	7.0m	7.8m (0)	7.8m (0)	2:39.14	28.80s	29.28s
12 FIREPLAY	4	10.9m	12.0m (0)	11.4m (0)	2:39.44	28.76s	29.32s
5 RODGER JAMES	5	14.2m	15.7m (0)	15.2m (0)	2:39.69	28.78s	29.29s
3 STRIKE MASTER	6	16.6m	8.9m (1)	10.7m (2)	2:39.88	28.93s	29.80s
2 APOLOGIZE	7	17.1m	4.8m (1)	7.1m (1)	2:39.91	28.97s	30.10s
7 BETTOR MY DREAMZ	8	17.2m	0.8m (1)	3.2m (1)	2:39.92	28.97s	30.39s
6 BATAVIA STREAMLIN	9	17.2m	18.7m (1)	15.6m (2)	2:39.92	28.58s	29.50s
9 DOCTOR STEVE	10	18.7m	23.2m (1)	20.0m (1)	2:40.04	28.58s	29.29s
4 THE PARTY BOY	11	22.9m	14.0m (1)	14.4m (1)	2:40.36	28.84s	30.02s
8 MIRACLE MARY	12	23.8m	21.0m (0)	23.0m (0)	2:40.43	28.96s	29.47s

Finish Position and metres gained from 800m





PJ Harness Analyser

Sectional Analysis Software - Not just a formguide!

www.facebook.com/PJHarnessRacing



RISE Digital, Harness Racing Australia nor the provider accepts any responsibility for the completeness or accuracy of any of the information contained herein, and makes no representations about its suitability for any particular purpose. Users should make their own judgements about those matters and/or seek independent advice. You assume all risks associated with use of data provided on this page

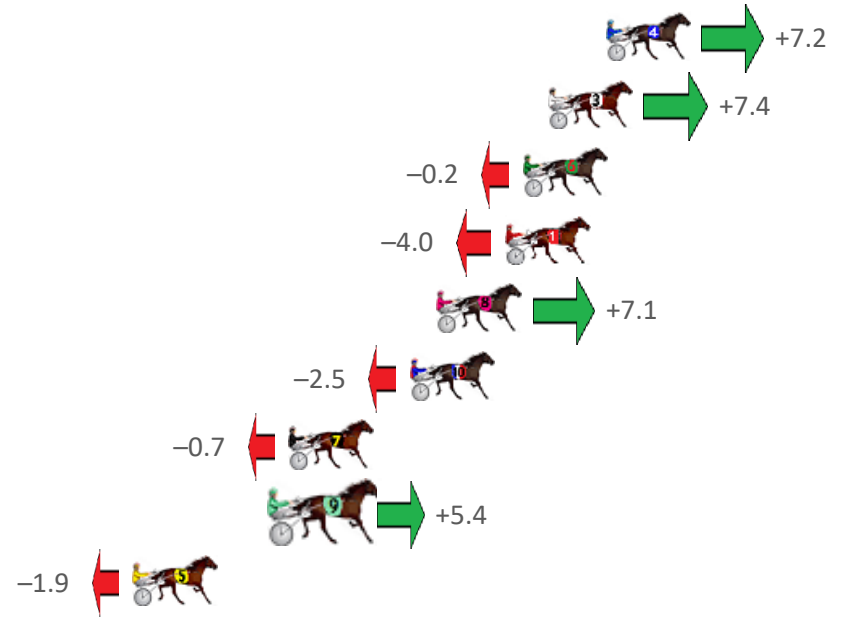
Gloucester Park Race 7 Distance 2130m

Tuesday, 8 August 2023

Gross Time: 2:42.40 MileRate: 2:02.70 LeadTime: 39.20s First Qtr: 33.50s Second Qtr: 32.00s Third Qtr: 29.10s Fourth Qtr: 28.60s

NoHorse	Plc	Mar	800 Posi	400 Posi	Time	3rd Qtr	4th Qtr
4 ICY WINDS	1	0.0m	7.2m (1)	6.2m (1)	2:42.40	29.02s	28.16s
3 CARUBA	2	2.3m	9.7m (0)	8.9m (0)	2:42.57	29.04s	28.13s
6 OUR STAR BILLING	3	3.3m	3.1m (1)	1.7m (1)	2:42.65	29.00s	28.73s
1 TOO BEE WATCHING	4	4.0m	0.0m (0)	0.0m (0)	2:42.70	29.10s	28.90s
8 MERA VIGLIA	5	6.7m	13.8m (0)	13.1m (0)	2:42.90	29.04s	28.16s
10 DELIGHTFUL MANDY	6	7.8m	5.3m (0)	5.3m (0)	2:42.99	29.10s	28.81s
7 DONTWAITFORME	7	12.6m	11.9m (1)	3.1m (2)	2:43.35	28.46s	29.32s
9 COURAGE OF LOMB	8	12.9m	18.3m (0)	17.9m (0)	2:43.37	29.06s	28.29s
5 SUNNIE BEACH	9	18.8m	16.9m (1)	11.2m (1)	2:43.81	28.68s	29.21s

Finish Position and metres gained from 800m



PJ Harness Analyser

Sectional Analysis Software - Not just a formguide!

www.facebook.com/PJHarnessRacing

RISE Digital, Harness Racing Australia nor the provider accepts any responsibility for the completeness or accuracy of any of the information contained herein, and makes no representations about its suitability for any particular purpose. Users should make their own judgements about those matters and/or seek independent advice. You assume all risks associated with use of data provided on this page

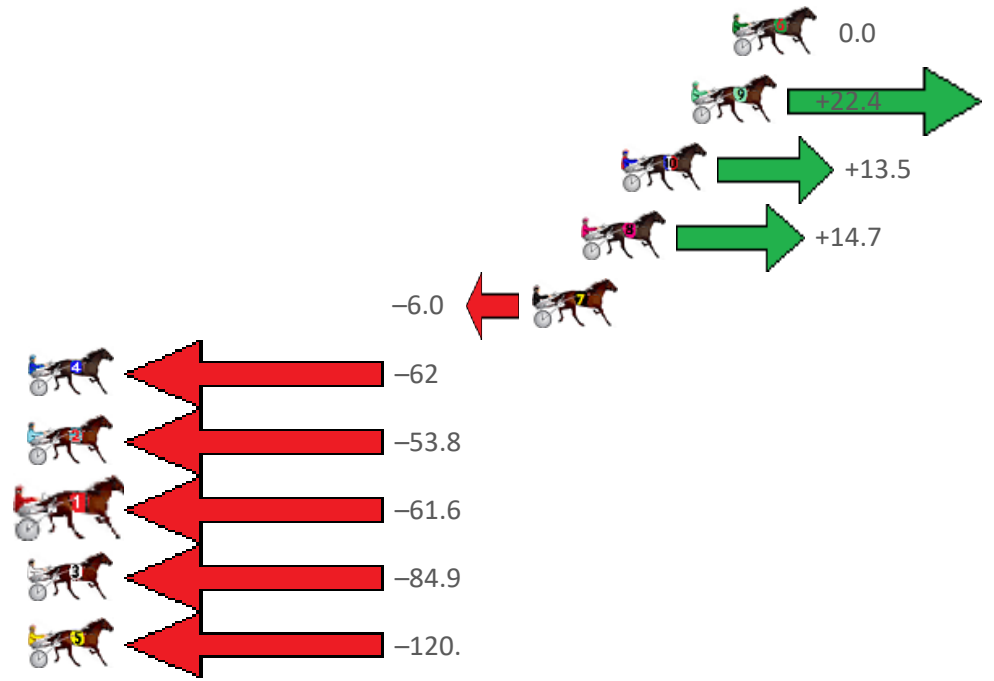
Gloucester Park Race 8 Distance 2130m

Tuesday, 8 August 2023

Gross Time: 2:36.60 MileRate: 1:58.30 LeadTime: 36.40s First Qtr: 31.20s Second Qtr: 29.20s Third Qtr: 30.40s Fourth Qtr: 29.40s

NoHorse	Plc	Mar	800 Posi	400 Posi	Time	3rd Qtr	4th Qtr
6 ELWADDELL	1	0.0m	0.0m (0)	0.0m (0)	2:36.60	30.40s	29.40s
9 MAJOR OVERS	2	1.6m	24.0m (2)	16.2m (1)	2:36.72	29.86s	28.32s
10 LUKES MISTAKE	3	4.4m	17.9m (0)	6.5m (2)	2:36.94	29.58s	29.26s
8 BARBADOS	4	6.0m	20.7m (1)	11.9m (1)	2:37.06	29.78s	28.98s
7 DOURADO	5	7.9m	1.9m (1)	2.7m (1)	2:37.21	30.46s	29.81s
4 REDDY TO FLY	6	68.7m	7.2m (1)	15.4m (0)	2:41.90	31.02s	33.55s
2 DAWSON SHARD	7	70.9m	17.1m (2)	31.8m (0)	2:42.07	31.52s	32.50s
1 SPINNER OF YARNS	8	74.0m	12.4m (1)	32.1m (1)	2:42.30	31.88s	32.72s
3 WESTCOASTER	9	94.6m	9.7m (0)	24.0m (0)	2:43.89	31.48s	34.91s
5 TORREVEAN PINKY	10	144.1m	23.4m (0)	95.5m (0)	2:47.71	35.80s	33.41s

Finish Position and metres gained from 800m





PJ Harness Analyser

Sectional Analysis Software - Not just a formguide!

www.facebook.com/PJHarnessRacing



RISE Digital, Harness Racing Australia nor the provider accepts any responsibility for the completeness or accuracy of any of the information contained herein, and makes no representations about its suitability for any particular purpose. Users should make their own judgements about those matters and/or seek independent advice. You assume all risks associated with use of data provided on this page


Gloucester Park Race 9 Distance 2130m

Tuesday, 8 August 2023

Gross Time: 2:38.90 MileRate: 2:00.00 LeadTime: 38.70s First Qtr: 31.40s Second Qtr: 31.20s Third Qtr: 29.30s Fourth Qtr: 28.30s

NoHorse	Plc	Mar	800 Posi	400 Posi	Time	3rd Qtr	4th Qtr
6 ROCKET CITY	1	0.0m	0.0m (0)	0.0m (0)	2:38.90	29.30s	28.30s
1 LOUIE LEBEAU	2	12.6m	3.9m (0)	4.2m (0)	2:39.84	29.32s	28.94s
7 FRANKIE J HOLDEN	3	13.5m	2.5m (1)	2.8m (1)	2:39.90	29.32s	29.10s
5 SHOOT THROUGH	4	15.9m	7.1m (1)	7.3m (1)	2:40.08	29.30s	28.96s
2 ZUEDE	5	16.4m	8.2m (0)	8.7m (0)	2:40.12	29.32s	28.90s
4 JOLTED CHARM	6	16.6m	11.0m (1)	11.5m (1)	2:40.13	29.32s	28.71s
9 STARS OF GOLD	7	18.1m	12.1m (0)	12.6m (0)	2:40.25	29.32s	28.75s
8 CLASSNSMART	8	24.2m	15.1m (1)	15.4m (1)	2:40.70	29.30s	29.00s

Finish Position and metres gained from 800m





PJ Harness Analyser

Sectional Analysis Software - Not just a formguide!

www.facebook.com/PJHarnessRacing



RISE Digital, Harness Racing Australia nor the provider accepts any responsibility for the completeness or accuracy of any of the information contained herein, and makes no representations about its suitability for any particular purpose. Users should make their own judgements about those matters and/or seek independent advice. You assume all risks associated with use of data provided on this page

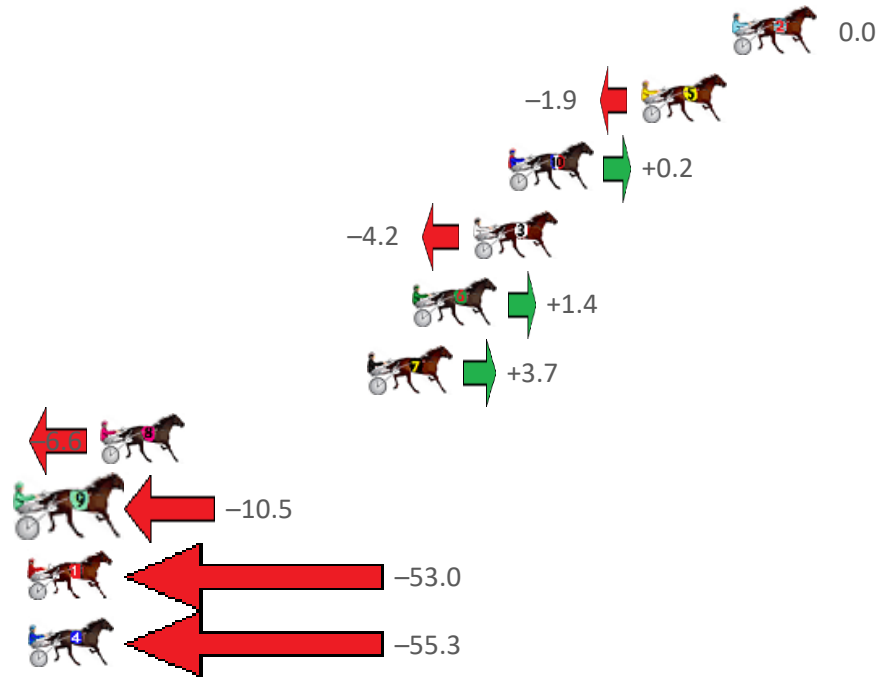
Gloucester Park Race 10 Distance 2130m

Tuesday, 8 August 2023

Gross Time: 2:39.10 MileRate: 2:00.20 LeadTime: 39.30s First Qtr: 31.60s Second Qtr: 29.20s Third Qtr: 29.60s Fourth Qtr: 29.40s

NoHorse	Plc	Mar	800 Posi	400 Posi	Time	3rd Qtr	4th Qtr
2 ALL ABOUT RILEY	1	0.0m	0.0m (0)	0.0m (0)	2:39.10	29.60s	29.40s
5 ROCKIN THE TREND	2	3.6m	1.7m (1)	2.8m (1)	2:39.38	29.68s	29.48s
10 SISTER ACT	3	8.9m	9.1m (0)	11.5m (1)	2:39.79	29.78s	29.24s
3 AMERICAN DUTCHES	4	10.3m	6.1m (1)	7.4m (1)	2:39.89	29.70s	29.65s
6 PINK PARADE	5	12.7m	14.1m (0)	15.6m (1)	2:40.08	29.72s	29.24s
7 LIL DELIGHT	6	14.5m	18.2m (0)	13.1m (0)	2:40.22	29.24s	29.56s
8 CHICA VALIENTE	7	25.1m	18.5m (1)	17.2m (2)	2:41.03	29.52s	30.07s
9 SHAKIRA BLUE	8	33.1m	22.6m (0)	18.3m (0)	2:41.65	29.30s	30.61s
1 ABBEE BEE	9	58.0m	5.0m (0)	5.7m (0)	2:43.57	29.66s	33.45s
4 FOLLOW MY STRIDE	10	65.2m	9.9m (1)	12.9m (2)	2:44.13	29.82s	33.48s

Finish Position and metres gained from 800m





PJ Harness Analyser

Sectional Analysis Software - Not just a formguide!

www.facebook.com/PJHarnessRacing




Gloucester Park Race 11 Distance 2503m

Tuesday, 8 August 2023

Gross Time: 3:16.80 MileRate: 2:06.60 LeadTime: 73.70s First Qtr: 31.50s Second Qtr: 31.20s Third Qtr: 30.10s Fourth Qtr: 30.30s

NoHorse	Plc	Mar	800 Posi	400 Posi	Time	3rd Qtr	4th Qtr
1 SKY EAGLE	1	0.0m	0.0m (0)	0.0m (0)	3:16.80	30.10s	30.30s
4 CHUMANI	2	4.8m	8.8m (0)	6.2m (0)	3:17.18	29.90s	30.22s
3 EVAS IMAGE	3	4.8m	4.8m (0)	3.2m (1)	3:17.18	29.98s	30.44s
7 LUVAF LAIR	4	5.1m	18.5m (0)	11.5m (0)	3:17.20	29.58s	29.84s
8 LINE THE STARZZZ	5	30.5m	30.7m (0)	5.4m (2)	3:19.22	28.21s	32.31s
2 BONNIE RAE	6	63.4m	13.4m (0)	11.8m (1)	3:21.83	29.98s	34.45s
5 WESTLAND PEAK	7	295.9m	169.7m (0)	197.1m (0)	3:40.27	32.20s	38.97s

Finish Position and metres gained from 800m





PJ Harness Analyser

Sectional Analysis Software - Not just a formguide!

www.facebook.com/PJHarnessRacing



RISE Digital, Harness Racing Australia nor the provider accepts any responsibility for the completeness or accuracy of any of the information contained herein, and makes no representations about its suitability for any particular purpose. Users should make their own judgements about those matters and/or seek independent advice. You assume all risks associated with use of data provided on this page