

Gloucester Park Race 1 Distance 2130m


Friday, 11 August 2023

Gross Time: 2:35.00 MileRate: 1:57.10 LeadTime: 36.60s First Qtr: 30.50s Second Qtr: 29.40s Third Qtr: 28.90s Fourth Qtr: 29.60s

NoHorse	Plc	Mar	800 Posi	400 Posi	Time	3rd Qtr	4th Qtr
4 AUGUST MOON	1	0.0m	5.3m (2)	0.3m (1)	2:35.00	28.54s	29.58s

Finish Position and metres gained from 800m

1 CASTELLA DELLACQU	2	11.5m	0.0m (0)	0.0m (0)	2:35.89	28.90s	30.49s
10 FLAMETREE	3	21.0m	4.7m (0)	6.3m (0)	2:36.63	29.02s	30.77s
8 BRULEE	4	23.6m	10.0m (2)	7.5m (2)	2:36.83	28.72s	30.89s
2 POCKETFUL OF OPAL	5	26.2m	9.5m (1)	10.2m (1)	2:37.03	28.96s	30.89s
11 CABSAY	6	27.7m	8.9m (0)	10.7m (0)	2:37.15	29.04s	30.97s
6 MONTEGO	7	28.1m	17.3m (0)	17.4m (1)	2:37.18	28.92s	30.52s
5 OUR SANDY SHORE	8	28.1m	1.1m (1)	5.3m (1)	2:37.18	29.20s	31.40s
7 ALLAGLOW	9	32.9m	20.9m (1)	17.9m (2)	2:37.55	28.70s	30.85s
3 ALEXANDRA THEGRE	10	35.3m	12.8m (0)	16.2m (0)	2:37.74	29.16s	31.16s
9 SEAGRASS	11	38.6m	14.8m (1)	14.1m (2)	2:37.99	28.86s	31.57s



PJ Harness Analyser

Sectional Analysis Software – Not just a formguide!

www.facebook.com/PJHarnessRacing



RISE Digital, Harness Racing Australia nor the provider accepts any responsibility for the completeness or accuracy of any of the information contained herein, and makes no representations about its suitability for any particular purpose. Users should make their own judgements about those matters and/or seek independent advice. You assume all risks associated with use of data provided on this page


Gloucester Park Race 2 Distance 1730m

Friday, 11 August 2023

Gross Time: 2:04.90 MileRate: 1:56.20 LeadTime: 7.70s First Qtr: 30.20s Second Qtr: 30.00s Third Qtr: 28.10s Fourth Qtr: 28.90s

NoHorse	Plc	Mar	800 Posi	400 Posi	Time	3rd Qtr	4th Qtr
5 ARMA XFACTOR	1	0.0m	1.6m (1)	1.2m (1)	2:04.90	28.07s	28.81s
2 BLUE BLAZER	2	1.4m	4.2m (0)	4.6m (0)	2:05.01	28.13s	28.67s
1 ROBBIE EASTON	3	3.1m	0.0m (0)	0.0m (0)	2:05.14	28.10s	29.12s
10 STRAUNY	4	8.3m	9.0m (0)	9.6m (0)	2:05.53	28.14s	28.81s
3 GETN WIGGY WITHIT	5	9.1m	5.8m (1)	7.0m (1)	2:05.59	28.18s	29.05s
6 THE KRAKEN	6	10.5m	18.4m (0)	17.6m (0)	2:05.70	28.05s	28.39s
9 HAVE AGO JOE	7	11.2m	13.2m (0)	13.6m (0)	2:05.75	28.13s	28.73s
11 CLOUD NINE	8	11.3m	15.2m (1)	20.4m (2)	2:05.76	28.48s	28.25s
12 MOONLITE DRIVE	9	15.6m	19.8m (1)	16.0m (2)	2:06.08	27.83s	28.87s
4 HENWOOD BAY	10	17.2m	11.2m (1)	17.0m (1)	2:06.20	28.51s	28.91s
7 WHOS THE DAD	11	20.3m	24.4m (1)	12.4m (1)	2:06.44	27.24s	29.47s

Finish Position and metres gained from 800m



PJ Harness Analyser

Sectional Analysis Software – Not just a formguide!

www.facebook.com/PJHarnessRacing



RISE Digital, Harness Racing Australia nor the provider accepts any responsibility for the completeness or accuracy of any of the information contained herein, and makes no representations about its suitability for any particular purpose. Users should make their own judgements about those matters and/or seek independent advice. You assume all risks associated with use of data provided on this page

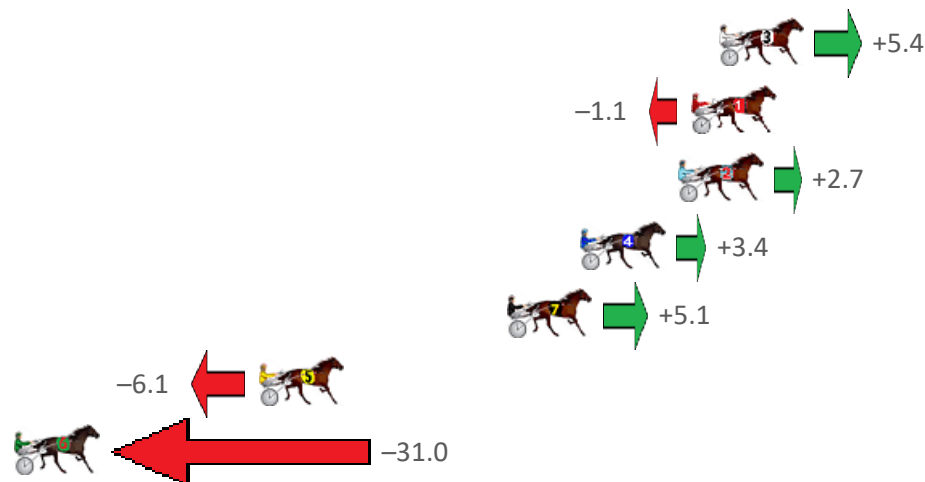
Gloucester Park Race 3 Distance 2130m

Friday, 11 August 2023

Gross Time: 2:34.10 MileRate: 1:56.40 LeadTime: 35.90s First Qtr: 30.00s Second Qtr: 29.80s Third Qtr: 29.90s Fourth Qtr: 28.50s

NoHorse	Plc	Mar	800 Posi	400 Posi	Time	3rd Qtr	4th Qtr
3 WHATABRO	1	0.0m	5.4m (1)	6.9m (1)	2:34.10	30.00s	28.00s
1 MEA CULPA	2	1.1m	0.0m (0)	0.0m (0)	2:34.18	29.90s	28.58s
2 KIMBLE	3	1.6m	4.3m (0)	5.0m (0)	2:34.22	29.94s	28.26s
4 ROCKABALL	4	5.5m	8.9m (0)	8.8m (0)	2:34.51	29.88s	28.27s
7 RASCAL	5	8.4m	13.5m (0)	12.7m (0)	2:34.73	29.82s	28.21s
5 FRANCO WESTERN	6	18.3m	12.2m (1)	10.8m (1)	2:35.47	29.78s	29.09s
6 MR FANTASTIC	7	32.6m	1.6m (1)	2.8m (1)	2:36.54	29.98s	30.74s

Finish Position and metres gained from 800m



PJ Harness Analyser

Sectional Analysis Software – Not just a formguide!

www.facebook.com/PJHarnessRacing



RISE Digital, Harness Racing Australia nor the provider accepts any responsibility for the completeness or accuracy of any of the information contained herein, and makes no representations about its suitability for any particular purpose. Users should make their own judgements about those matters and/or seek independent advice. You assume all risks associated with use of data provided on this page

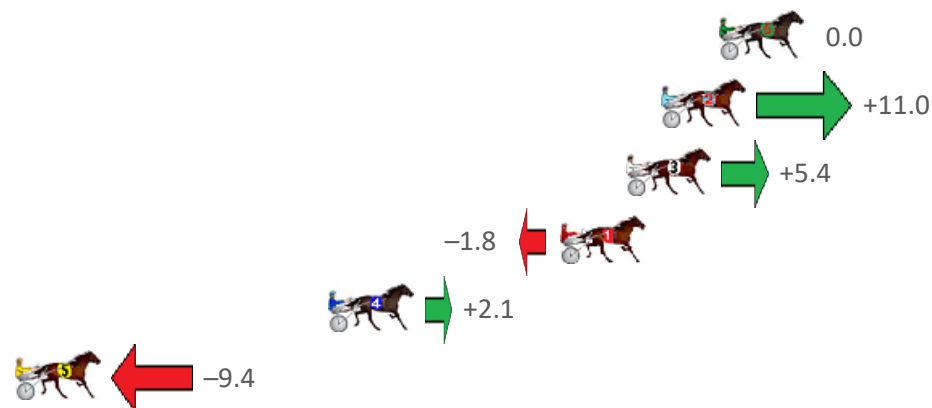
Gloucester Park Race 4 Distance 2536m

Friday, 11 August 2023

Gross Time: 3:06.00 MileRate: 1:58.00 LeadTime: 66.80s First Qtr: 32.70s Second Qtr: 30.20s Third Qtr: 28.40s Fourth Qtr: 27.90s

NoHorse	Plc	Mar	800 Posi	400 Posi	Time	3rd Qtr	4th Qtr
6 TENZING BROMAC	1	0.0m	0.0m (0)	0.0m (0)	3:06.00	28.40s	27.90s
2 MIGHTY RONALDO	2	2.3m	13.3m (0)	2.6m (1)	3:06.17	27.64s	27.89s
3 THE MUSTANG	3	3.7m	9.1m (0)	8.2m (0)	3:06.27	28.33s	27.60s
1 PATRONUS STAR	4	6.3m	4.5m (0)	4.3m (0)	3:06.46	28.38s	28.06s
4 THE CODE BREAKER	5	15.5m	17.6m (0)	9.8m (1)	3:07.14	27.84s	28.36s
5 CORDERO	6	32.4m	23.0m (0)	21.7m (0)	3:08.38	28.30s	28.76s

Finish Position and metres gained from 800m



PJ Harness Analyser

Sectional Analysis Software – Not just a formguide!

www.facebook.com/PJHarnessRacing



RISE Digital, Harness Racing Australia nor the provider accepts any responsibility for the completeness or accuracy of any of the information contained herein, and makes no representations about its suitability for any particular purpose. Users should make their own judgements about those matters and/or seek independent advice. You assume all risks associated with use of data provided on this page

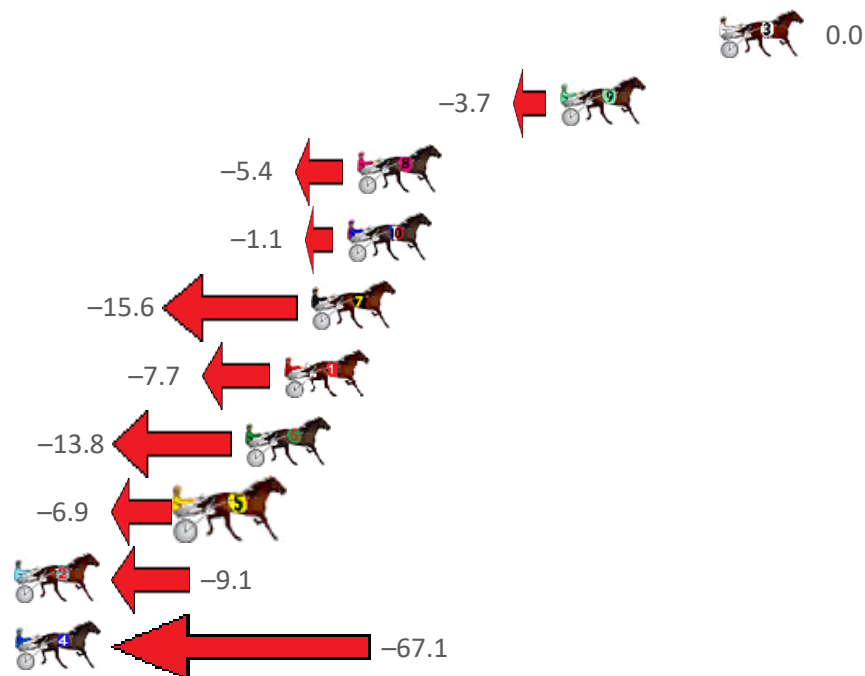
Gloucester Park Race 5 Distance 3309m

Friday, 11 August 2023

Gross Time: 4:13.20 MileRate: 2:03.20 LeadTime: 35.80s First Qtr: 30.80s Second Qtr: 30.30s Third Qtr: 27.60s Fourth Qtr: 28.70s

NoHorse	Plc	Mar	800 Posi	400 Posi	Time	3rd Qtr	4th Qtr
3 YOUNG SO FINE	1	0.0m	0.0m (0)	0.0m (0)	4:13.20	27.60s	28.70s
9 STEEL THE SHOW	2	6.3m	2.6m (2)	3.8m (2)	4:13.67	27.68s	28.91s
8 ARDENS HORIZON	3	14.4m	9.0m (1)	10.1m (2)	4:14.29	27.68s	29.08s
10 BLITZEMBYE	4	14.8m	13.7m (1)	13.8m (2)	4:14.32	27.62s	28.85s
7 WATCHING OUR COI	5	16.2m	0.6m (1)	4.9m (1)	4:14.42	27.90s	29.58s
1 MUSZTANG	6	17.3m	9.6m (0)	13.3m (1)	4:14.50	27.87s	29.07s
6 HECTOR	7	18.8m	5.0m (1)	9.5m (1)	4:14.62	27.92s	29.45s
5 BEAT THE BANK	8	21.2m	14.3m (0)	18.0m (1)	4:14.80	27.88s	29.04s
2 IDEAL TOMADO	9	28.3m	19.2m (0)	22.9m (0)	4:15.33	27.88s	29.23s
4 HI TOMMY	10	72.6m	5.5m (0)	15.2m (0)	4:18.67	28.28s	33.11s

Finish Position and metres gained from 800m



PJ Harness Analyser

Sectional Analysis Software – Not just a formguide!

www.facebook.com/PJHarnessRacing



RISE Digital, Harness Racing Australia nor the provider accepts any responsibility for the completeness or accuracy of any of the information contained herein, and makes no representations about its suitability for any particular purpose. Users should make their own judgements about those matters and/or seek independent advice. You assume all risks associated with use of data provided on this page

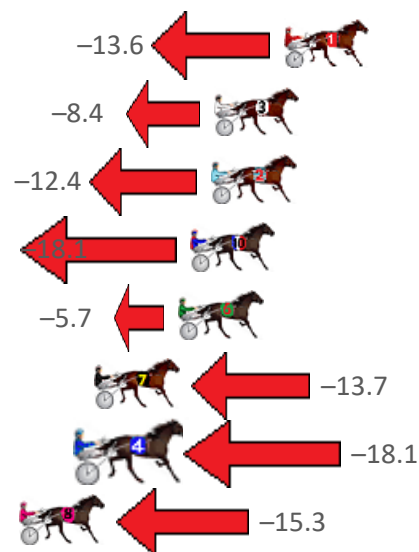
Gloucester Park Race 6 Distance 2130m

Friday, 11 August 2023

Gross Time: 2:36.40 MileRate: 1:58.20 LeadTime: 38.60s First Qtr: 30.80s Second Qtr: 30.30s Third Qtr: 29.10s Fourth Qtr: 27.60s

NoHorse	Plc	Mar	800 Posi	400 Posi	Time	3rd Qtr	4th Qtr
5 CYCLONE CHARLOTT	1	0.0m	0.0m (0)	0.0m (0)	2:36.40	29.10s	27.60s
1 SPECIAL LADY	2	17.5m	3.9m (0)	4.0m (0)	2:37.67	29.10s	28.59s
3 SHEHADI	3	20.3m	11.9m (0)	11.6m (0)	2:37.87	29.06s	28.25s
2 ELSAMAY	4	20.4m	8.0m (0)	8.0m (0)	2:37.88	29.08s	28.52s
10 DIAMOND DAZE	5	21.2m	3.1m (1)	3.7m (1)	2:37.94	29.14s	28.88s
6 SAHARA STORM	6	21.7m	16.0m (0)	12.5m (1)	2:37.98	28.82s	28.29s
7 EXTRAORDINARY MA	7	25.0m	11.3m (1)	10.4m (2)	2:38.22	29.01s	28.68s
4 ALTA QUEEN	8	25.3m	7.2m (1)	7.6m (1)	2:38.24	29.11s	28.91s
8 DONTBESILLYCHILLI	9	31.1m	15.8m (1)	6.5m (2)	2:38.66	28.41s	29.40s

Finish Position and metres gained from 800m



PJ Harness Analyser

Sectional Analysis Software – Not just a formguide!

www.facebook.com/PJHarnessRacing



RISE Digital, Harness Racing Australia nor the provider accepts any responsibility for the completeness or accuracy of any of the information contained herein, and makes no representations about its suitability for any particular purpose. Users should make their own judgements about those matters and/or seek independent advice. You assume all risks associated with use of data provided on this page

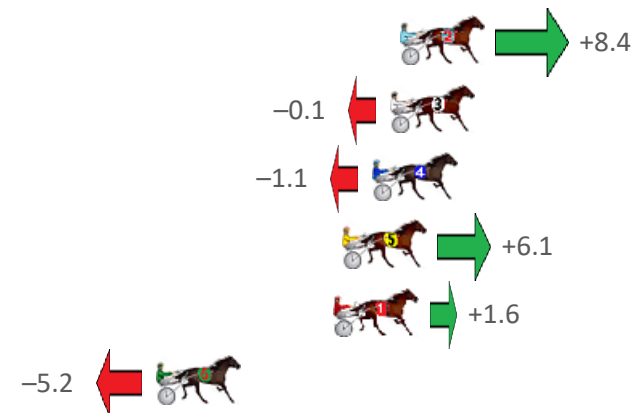
Gloucester Park Race 7 Distance 2536m

Friday, 11 August 2023

Gross Time: 3:07.30 MileRate: 1:58.80 LeadTime: 69.70s First Qtr: 30.30s Second Qtr: 30.30s Third Qtr: 28.90s Fourth Qtr: 28.10s

NoHorse	Plc	Mar	800 Posi	400 Posi	Time	3rd Qtr	4th Qtr
2 HOPPYS WAY	1	0.0m	8.4m (0)	8.2m (0)	3:07.30	28.88s	27.52s
3 STREET HAWK	2	0.4m	0.3m (1)	1.2m (1)	3:07.33	28.96s	28.05s
4 RAVEN BANNER	3	1.1m	0.0m (0)	0.0m (0)	3:07.38	28.90s	28.18s
5 SOHO DOW JONES	4	2.3m	8.4m (1)	9.4m (1)	3:07.47	28.96s	27.61s
1 PETER PETRIFY	5	2.6m	4.2m (0)	4.5m (0)	3:07.49	28.92s	27.97s
6 HIGH PRICE	6	9.7m	4.5m (1)	5.4m (1)	3:08.02	28.96s	28.43s

Finish Position and metres gained from 800m



PJ Harness Analyser

Sectional Analysis Software – Not just a formguide!

www.facebook.com/PJHarnessRacing



RISE Digital, Harness Racing Australia nor the provider accepts any responsibility for the completeness or accuracy of any of the information contained herein, and makes no representations about its suitability for any particular purpose. Users should make their own judgements about those matters and/or seek independent advice. You assume all risks associated with use of data provided on this page

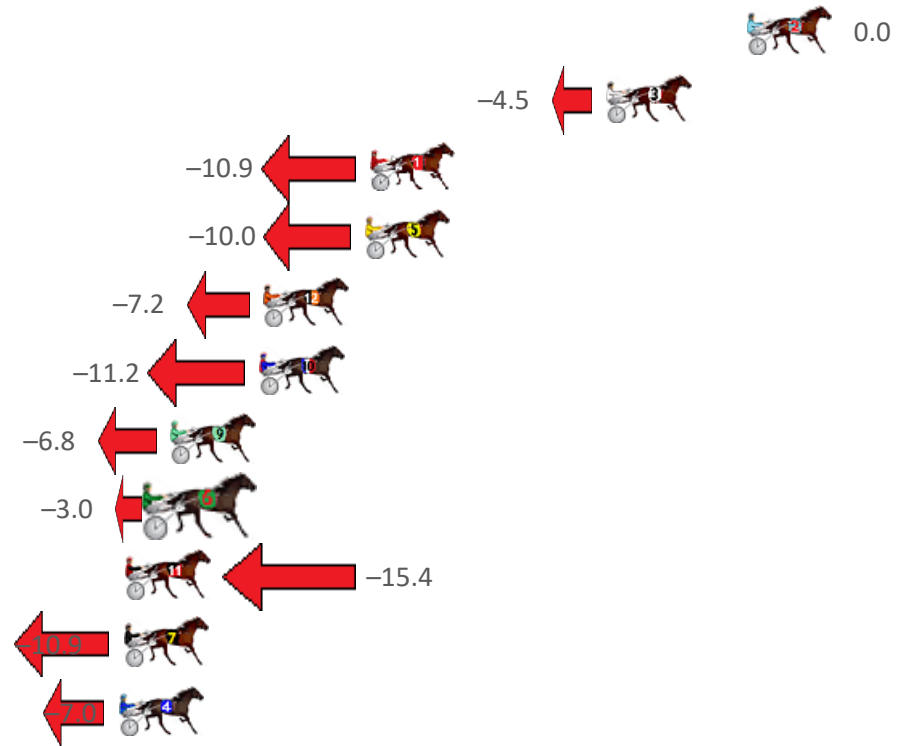
Gloucester Park Race 8 Distance 1730m

Friday, 11 August 2023

Gross Time: 2:07.50 MileRate: 1:58.60 LeadTime: 7.50s First Qtr: 31.40s Second Qtr: 31.90s Third Qtr: 29.50s Fourth Qtr: 27.20s

NoHorse	Plc	Mar	800 Posi	400 Posi	Time	3rd Qtr	4th Qtr
2 WATTS UP SUNSHIN	1	0.0m	0.0m (0)	0.0m (0)	2:07.50	29.50s	27.20s
3 BEAT CITY	2	5.6m	1.1m (1)	2.3m (1)	2:07.90	29.58s	27.44s
1 HOTFOOT IT	3	15.0m	4.1m (0)	5.4m (0)	2:08.57	29.58s	27.89s
5 FIREROCKFIREROLL	4	15.2m	5.2m (1)	7.4m (1)	2:08.59	29.64s	27.77s
12 HENRIK LARSSON	5	19.2m	12.0m (0)	14.2m (0)	2:08.88	29.62s	27.58s
10 BROOKIES JET	6	19.4m	8.2m (0)	10.2m (0)	2:08.89	29.62s	27.87s
9 AMERICAN BULLITT	7	22.9m	16.1m (0)	19.0m (0)	2:09.14	29.66s	27.50s
6 NAME IN LIGHTS	8	23.5m	20.5m (0)	23.0m (0)	2:09.18	29.62s	27.26s
11 LADY JADORE	9	24.7m	9.3m (1)	12.0m (1)	2:09.27	29.66s	28.13s
7 GEE SMITH	10	24.8m	13.9m (1)	16.2m (1)	2:09.28	29.62s	27.83s
4 SIMPLY SHAZ	11	25.0m	18.0m (1)	20.8m (1)	2:09.29	29.64s	27.53s

Finish Position and metres gained from 800m



PJ Harness Analyser
Sectional Analysis Software – Not just a formguide!

www.facebook.com/PJHarnessRacing



RISE Digital, Harness Racing Australia nor the provider accepts any responsibility for the completeness or accuracy of any of the information contained herein, and makes no representations about its suitability for any particular purpose. Users should make their own judgements about those matters and/or seek independent advice. You assume all risks associated with use of data provided on this page

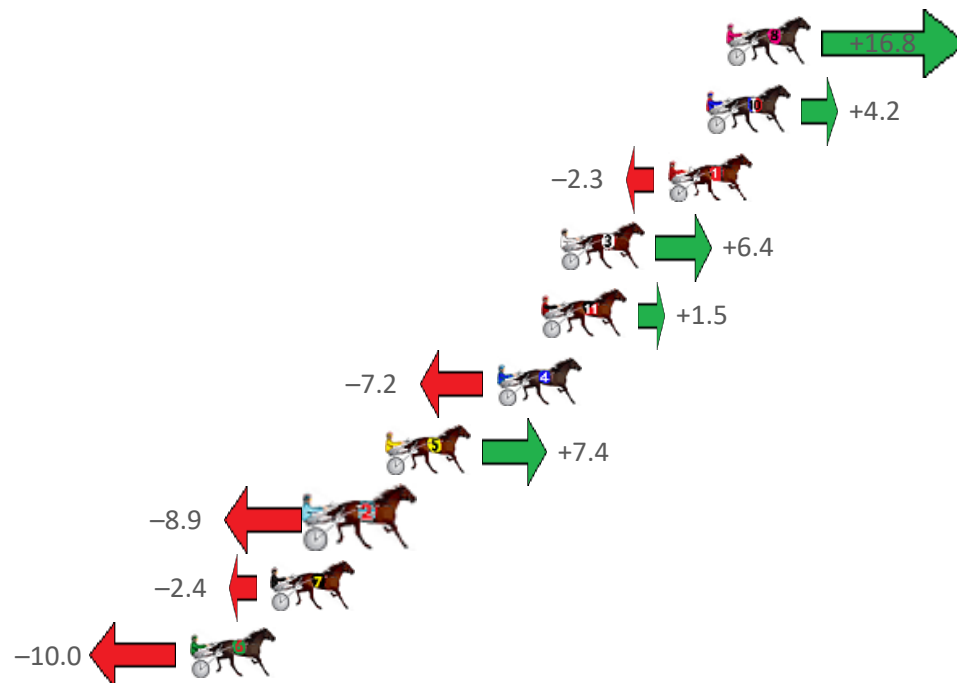
Gloucester Park Race 9 Distance 2130m

Friday, 11 August 2023

Gross Time: 2:37.30 MileRate: 1:58.80 LeadTime: 38.40s First Qtr: 30.30s Second Qtr: 29.20s Third Qtr: 29.40s Fourth Qtr: 30.00s

NoHorse	Plc	Mar	800 Posi	400 Posi	Time	3rd Qtr	4th Qtr
8 OCTOBER REIGN	1	0.0m	16.8m (0)	12.7m (0)	2:37.30	29.12s	29.06s
10 LUCKY GALLEON	2	0.8m	5.0m (0)	6.3m (1)	2:37.36	29.50s	29.60s
1 YOU FLY WITH ME	3	2.3m	0.0m (0)	0.0m (0)	2:37.48	29.40s	30.18s
3 WALSH	4	6.6m	13.0m (0)	8.4m (0)	2:37.82	29.08s	29.90s
11 JOE WITH THE FLOW	5	7.3m	8.8m (0)	4.3m (0)	2:37.87	29.08s	30.25s
4 HILLVIEW BONDI	6	9.1m	1.9m (1)	2.2m (1)	2:38.02	29.42s	30.55s
5 ADDA SPOILT MAJOR	7	13.5m	20.9m (0)	16.8m (0)	2:38.36	29.12s	29.82s
2 RODASI	8	16.3m	7.4m (1)	6.0m (2)	2:38.58	29.30s	30.84s
7 THE BATMOBILE	9	18.1m	15.7m (1)	12.2m (1)	2:38.72	29.16s	30.52s
6 MACHS BETTOR	10	21.3m	11.3m (1)	4.7m (3)	2:38.97	28.93s	31.33s

Finish Position and metres gained from 800m



PJ Harness Analyser

Sectional Analysis Software - Not just a formguide!

www.facebook.com/PJHarnessRacing



RISE Digital, Harness Racing Australia nor the provider accepts any responsibility for the completeness or accuracy of any of the information contained herein, and makes no representations about its suitability for any particular purpose. Users should make their own judgements about those matters and/or seek independent advice. You assume all risks associated with use of data provided on this page

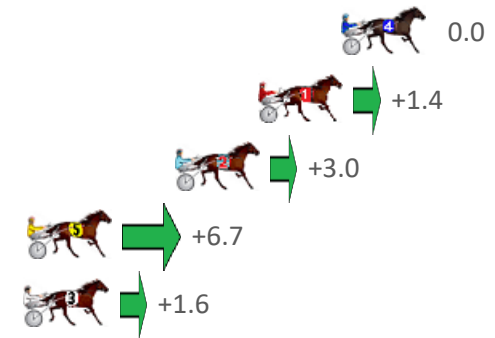
Gloucester Park Race 10 Distance 2130m

Friday, 11 August 2023

Gross Time: 2:39.80 MileRate: 2:00.80 LeadTime: 39.00s First Qtr: 32.70s Second Qtr: 31.20s Third Qtr: 29.40s Fourth Qtr: 27.50s

NoHorse	Plc	Mar	800 Posi	400 Posi	Time	3rd Qtr	4th Qtr
4 VEGAS STRIP	1	0.0m	0.0m (0)	0.0m (0)	2:39.80	29.40s	27.50s
1 GOLDEN LODE	2	3.3m	4.7m (0)	3.4m (1)	2:40.04	29.30s	27.50s
2 PRINCE OF PAIN	3	6.6m	9.6m (0)	3.5m (2)	2:40.28	28.94s	27.73s
5 OFF THE CHARTS	4	12.5m	19.2m (0)	10.0m (2)	2:40.70	28.70s	27.70s
3 THE MASKED CRUSA	5	12.6m	14.2m (0)	8.0m (1)	2:40.71	28.92s	27.85s

Finish Position and metres gained from 800m







Harness Analyser

Sectional Analysis Software – Not just a formguide!

www.facebook.com/PJHarnessRacing



RISE Digital, Harness Racing Australia nor the provider accepts any responsibility for the completeness or accuracy of any of the information contained herein, and makes no representations about its suitability for any particular purpose. Users should make their own judgements about those matters and/or seek independent advice. You assume all risks associated with use of data provided on this page